


# Knockhill

9<sup>th</sup> July 2017



**S.M.A.R.T.**

**Scottish Motorsports Automatic Race Timing**

Ravenslea, Melrose Road, Galashiels, TD1 2AT

Telephone : 01896 – 752447

**Super Lap Scotland - Round 4**

Sorted on best lap time

SsangYong Racing Challenge

Knockhill 1.267 miles

Familiarisation

09/07/2017 08:30

Practice (15:00 Time) started at 8:30:52

Pos	No.	Name	Make/Model	Class Code	Laps	Best Tm	Diff	Best Speed	2nd Best
1	2	Harry WEBB	SsangYong Musso	SRC	13	1:05.926		69.181	1:06.044
2	24	Lewis GRANT	SsangYong Musso	SRC	12	1:06.021	0.095	69.082	1:06.392
3	7	James GORNALL	SsangYong Musso	SRC	11	1:06.038	0.112	69.064	1:06.189
4	84	Gavin PELL	SsangYong Musso	SRC	11	1:06.472	0.546	68.613	1:06.595
5	15	Dean JONES	SsangYong Musso	SRC	13	1:06.712	0.786	68.366	1:07.040
6	10	John MUNRO	SsangYong Musso	SRC	12	1:06.826	0.900	68.249	1:07.037
7	11	Luke WARR	SsangYong Musso	SRC	14	1:06.905	0.979	68.169	1:07.323
8	89	Matt SMITH	SsangYong Musso	SRC	13	1:07.919	1.993	67.151	1:07.963
9	9	Natalie BYRT	SsangYong Musso	SRC	13	1:09.662	3.736	65.471	1:10.560

**Announcements**

Car No.94 - No working transponder - Please fix before Qualifying.

Clerk of the Course

Orbits

Sig : Time :

Chief Timekeeper : Ian Sharp (SMART Timing)

Results available at [www.speedhive.com](http://www.speedhive.com) and [www.smart-timing.co.uk](http://www.smart-timing.co.uk)

Printed: 10/07/2017 18:20:54







# Qualifying Results

Bulletin No. \_\_\_\_\_

## Super Lap Scotland - Round 4

Sorted on best lap time

NSSCC Sports & Saloon Car Championship

Knockhill 1.267 miles

Familiarisation

09/07/2017 08:50

Practice (15:00 Time) started at 8:49:21

Pos	No.	Name	Make/Model	Class Code	Laps	Best Tm	Diff	Best Speed	2nd Best
1	79	Paul BRYDON	BMW M3	A1	12	54.331		83.945	54.869
2	00	Andy ROBINSON	Ford Falcon	A1	9	57.819	3.488	78.881	58.165
3	12	Scott HUBEL	Peugeot 205 T16	A2	14	59.746	5.415	76.337	59.870
4	77	Mark LEYBOURNE	Westfield FW	E2	14	59.760	5.429	76.319	59.978
5	70	Eduardo De SOUSA	Renault Megane	A1	13	1:00.536	6.205	75.341	1:01.018
6	22	Simon MAYNE	AB Arion	E2	9	1:00.904	6.573	74.886	1:01.194
7	57	Phil JORDAN	Ginetta G50 GT4	A1	12	1:01.034	6.703	74.726	1:01.576
8	621	Drew MYERSCOUGH	Westfield	A1	11	1:01.353	7.022	74.338	1:02.073
9	63	Kyle MURCHIE	Pell Genesis	E2	8	1:01.459	7.128	74.209	1:02.343
10	5	Neil FINNIGHAN	Caterham R400SV	E1	13	1:01.804	7.473	73.795	1:02.283
11	8	Dave BOTTERILL	Porsche 944T	B1	13	1:01.935	7.604	73.639	1:02.618
12	7	Alan McPHERSON	MK Indy	A2	9	1:02.154	7.823	73.380	1:02.621
13	31	Gary BOWERS	BMW E46 328	B2	14	1:02.161	7.830	73.371	1:02.791
14	4	Paul TAYLOR	Mini Cooper	B1	9	1:03.036	8.705	72.353	1:03.420
15	85	Clive COOKSEY	Ford Fiesta	D	13	1:03.641	9.310	71.665	1:03.979
16	41	Stuart CARR	Porsche GT4	A1	13	1:03.689	9.358	71.611	1:03.725
17	59	Damien McKAY	Ginetta G20	E1	12	1:04.051	9.720	71.206	1:04.664
18	72	Carl CHAMBERS	Peugeot 306	C	13	1:04.583	10.252	70.620	1:04.632
19	84	Peter PARKIN	Peugeot 306	C	13	1:06.897	12.566	68.177	1:07.209

Clerk of the Course

Orbits

Sig : Time :

Chief Timekeeper : Ian Sharp (SMART Timing)

Results available at [www.speedhive.com](http://www.speedhive.com) and [www.smart-timing.co.uk](http://www.smart-timing.co.uk)

Printed: 10/07/2017 18:18:08









# Super Lap Scotland - Round 4

Sorted on best lap time

MG Trophy

Knockhill 1.267 miles

Familiarisation

09/07/2017 09:10


Practice (15:00 Time) started at 9:09:54

Pos	No.	Name	Make/Model	Class Code	Laps	Best Tm	Diff	Best Speed	2nd Best
1	92	Graham ROSS	MG ZR 190	A	13	1:00.920		74.866	1:01.173
2	99	Doug COLE	MG ZR 190	A	14	1:01.307	0.387	74.393	1:01.501
3	77	Robin WALKER	MG ZR 190	A	13	1:01.407	0.487	74.272	1:01.923
4	87	Colin ROBERTSON	MG ZR 190	A	14	1:01.432	0.512	74.242	1:01.471
5	22	Gary WETTON	MG ZR 190	A	13	1:01.845	0.925	73.746	1:01.954
6	19	Richard MARSH	MG ZR 170	B	12	1:02.362	1.442	73.135	1:02.406
7	88	James COLE	MG ZR 170	B	13	1:02.426	1.506	73.060	1:02.576
8	63	Ollie HOOD	MG ZR 170	B	14	1:02.498	1.578	72.976	1:02.658
9	31	Jack ROBERTS	MG ZR 170	B	11	1:02.841	1.921	72.577	1:02.891
10	37	Mike HARRIS	MG ZR 170	B	10	1:03.200	2.280	72.165	1:03.486
11	55	Tom BUTLER	MG ZR 170	B	12	1:03.253	2.333	72.105	1:03.291
12	64	Matt TURNBULL	MG ZR 160	C	11	1:03.304	2.384	72.047	1:03.530
13	13	Andrew ROGERSON	MG ZR 170	B	11	1:03.390	2.470	71.949	1:03.626
14	7	Will PAYNE	MG ZR 170	B	13	1:03.740	2.820	71.554	1:03.981
15	32	Iain DOWLER	MG ZR 170	B	11	1:04.165	3.245	71.080	1:04.334
16	75	Andy SPENCER	MG ZR 160	C	10	1:04.253	3.333	70.983	1:04.712
17	90	Joe CRUTTENDEN	MG ZR 160	C	13	1:04.334	3.414	70.893	1:04.551
18	39	James BLAKE	MG ZR 170	B	14	1:04.500	3.580	70.711	1:04.679
19	33	Patrick BOOTH	MG ZR 170	B	7	1:04.535	3.615	70.672	1:05.840
20	46	Ryan FIRTH	MG ZR 170	B	5	1:04.831	3.911	70.350	1:04.845
21	50	John BOOTH	MG ZR 160	C	13	1:05.068	4.148	70.093	1:05.151
22	80	Tylor BALLARD	MG ZR 160	C	13	1:05.360	4.440	69.780	1:05.584
23	73	Ross MAKAR	MG ZR 190	A	7	1:06.333	5.413	68.757	1:07.086
24	58	Tony JONES	MG ZR 160	C	13	1:07.978	7.058	67.093	1:08.145

Clerk of the Course

Orbits

Sig : Time :  
 Chief Timekeeper : Ian Sharp (SMART Timing)  
 Results available at [www.speedhive.com](http://www.speedhive.com) and [www.smart-timing.co.uk](http://www.smart-timing.co.uk)



Super Lap Scotland - Round 4

MG Trophy Knockhill 1.267 miles
Familiarisation 09/07/2017 09:10
Practice (15:00 Time) started at 9:09:54

Table with 7 columns: Lap, Time of Day, Lap Tm, S1, S2, S3, S3Spd, SFSpd

(92) Graham ROSS

Table with 7 columns: Lap, Time of Day, Lap Tm, S1, S2, S3, S3Spd, SFSpd. Data for Graham ROSS.

(99) Doug COLE

Table with 7 columns: Lap, Time of Day, Lap Tm, S1, S2, S3, S3Spd, SFSpd. Data for Doug COLE.

(77) Robin WALKER

Table with 7 columns: Lap, Time of Day, Lap Tm, S1, S2, S3, S3Spd, SFSpd. Data for Robin WALKER.

(87) Colin ROBERTSON

Table with 7 columns: Lap, Time of Day, Lap Tm, S1, S2, S3, S3Spd, SFSpd. Data for Colin ROBERTSON.

(22) Gary WETTON

Table with 7 columns: Lap, Time of Day, Lap Tm, S1, S2, S3, S3Spd, SFSpd. Data for Gary WETTON.

Table with 7 columns: Lap, Time of Day, Lap Tm, S1, S2, S3, S3Spd, SFSpd. Data for Richard MARSH.

(19) Richard MARSH

Table with 7 columns: Lap, Time of Day, Lap Tm, S1, S2, S3, S3Spd, SFSpd. Data for Richard MARSH.

(88) James COLE

Table with 7 columns: Lap, Time of Day, Lap Tm, S1, S2, S3, S3Spd, SFSpd. Data for James COLE.

(63) Ollie HOOD

Table with 7 columns: Lap, Time of Day, Lap Tm, S1, S2, S3, S3Spd, SFSpd. Data for Ollie HOOD.

(31) Jack ROBERTS

Table with 7 columns: Lap, Time of Day, Lap Tm, S1, S2, S3, S3Spd, SFSpd. Data for Jack ROBERTS.

(37) Mike HARRIS

Table with 7 columns: Lap, Time of Day, Lap Tm, S1, S2, S3, S3Spd, SFSpd. Data for Mike HARRIS.

Clerk of the Course Time : Sig :

Chief Timekeeper : Ian Sharp (SMART Timing)
Results available at www.speedhive.com and www.smart-timing.co.uk
Printed: 10/07/2017 18:13:51









# Super Lap Scotland - Round 4

MG Trophy

Knockhill 1.267 miles

Familiarisation

09/07/2017 09:10

Practice (15:00 Time) started at 9:09:54

Lap	Time of Day	Lap Tm	S1	S2	S3	S3Spd	SFSpd
6	9:17:14.658	1:06.236			20.310		78.397
7	9:18:20.018	1:05.360			19.762		77.047
8	9:19:25.749	1:05.731			20.140		77.224
9	9:20:31.420	1:05.671			19.767		77.402
10	9:21:37.901	1:06.481			19.920		77.135
11	9:22:43.740	1:05.839			19.943	88.416	77.941
12	9:23:49.324	1:05.584			19.934	88.299	77.135
13	9:24:55.021	1:05.697			20.085		77.402

(73) Ross MAKAR

1	9:11:45.643			30.407	27.558	54.826	71.391
2	9:12:57.760	1:12.117	24.299	27.066	20.752	87.494	81.244
3	9:14:06.777	1:09.017	22.853	26.019	20.145	88.649	83.467
4	9:15:14.687	1:07.910	21.630	26.081	20.199	86.702	80.853
5	9:16:21.020	1:06.333	22.006	24.810	19.517	89.596	84.306
6	9:17:28.106	1:07.086	21.124	25.306	20.656	70.417	82.442
7	9:18:39.355	1:11.249	21.751	25.067	24.431	81.343	32.815

(58) Tony JONES

1	9:11:26.449			30.185	24.798	58.970	74.813
2	9:12:40.075	1:13.626	25.371	27.019	21.236	85.270	77.402
3	9:13:51.269	1:11.194	23.306	26.908	20.980	84.732	78.032
4	9:15:02.661	1:11.392	23.106	26.996	21.290	85.925	75.657
5	9:16:12.421	1:09.760	22.592	26.408	20.760	86.814	79.043
6	9:17:22.800	1:10.379	22.521	26.592	21.266	84.946	71.927
7	9:18:32.673	1:09.873	23.009	26.427	20.437	86.814	77.671
8	9:19:42.046	1:09.373	22.702	26.370	20.301	84.732	78.580
9	9:20:51.025	1:08.979	22.399	26.124	20.456	85.487	78.123
10	9:21:59.170	1:08.145	22.071	25.800	20.274	85.379	78.397
11	9:23:08.319	1:09.149	22.966	25.944	20.239	89.239	77.941
12	9:24:17.065	1:08.746	22.512	25.922	20.312	85.925	78.857
13	9:25:25.043	1:07.978	22.003	25.677	20.298	88.532	78.397

Clerk of the Course

Sig : Time :  
Chief Timekeeper : Ian Sharp (SMART Timing)

Results available at [www.speedhive.com](http://www.speedhive.com) and [www.smart-timing.co.uk](http://www.smart-timing.co.uk)

Printed: 10/07/2017 18:13:51

Orbits





# Super Lap Scotland - Round 4

Sorted on best lap time

Super Lap Scotland

Knockhill 1.267 miles

Warm Up - Group 1

09/07/2017 09:30


Practice (15:00 Time) started at 9:28:23

Pos	No.	Name	Make/Model	Class Code	Laps	Best Tm	Diff	Best Speed	2nd Best
1	83	Fraser JAMIESON	Renault Clio 172 Ph1	SLS-E	12	1:00.324		75.606	1:00.459
2	54	Steven McNAB	Renault Clio	SLS-E	11	1:00.471	0.147	75.422	1:00.706
3	31	Stephen MacFARLANE	Subaru Impreza	SLS-E	12	1:00.529	0.205	75.350	1:00.944
4	103	Stuart ROBERTSON	Renault Clio	SLS-E	10	1:00.979	0.655	74.794	1:02.232
5	6	Michael FOSTER	Renault Clio 172	SLS-E	11	1:01.169	0.845	74.561	1:01.596
6	43	Stuart BUCHAN	Renault Clio 172 Cup	SLS-E	12	1:01.190	0.866	74.536	1:01.283
7	53	Jamie GOUDIE	Mazda MX5	SLS-E	13	1:01.464	1.140	74.203	1:02.232
8	12	James McELENY	Subaru Impreza	SLS-E	9	1:02.165	1.841	73.367	1:02.600
9	41	Neil METHVEN	Renault Clio 182	SLS-F	8	1:02.510	2.186	72.962	1:02.948
10	67	Marshall WISHART	Mazda RX8	SLS-F	10	1:02.796	2.472	72.629	1:02.826
11	94	Jonathan SCRIMGEOUR	Vauxhall Astra VXR	SLS-E	11	1:02.952	2.628	72.449	1:03.457
12	81	Ian PITMAN	Mini Cooper S JCW	SLS-E	12	1:03.662	3.338	71.641	1:03.770
13	88	Martin BROWN	Subaru Impreza WRX	SLS-F	10	1:04.466	4.142	70.748	1:05.152
14	48	Colin DUTHIE	Audi A3 3.2	SLS-F	12	1:05.075	4.751	70.086	1:06.548
15	56	Ian BIAGI	BMC Mini Clubman	SLS-E	8	1:07.560	7.236	67.508	1:08.372
16	132	Suzanne BUIST	Mini Cooper S	SLS-F	7	1:10.995	10.671	64.242	1:16.173

Clerk of the Course

Orbits

Sig : Time :  
 Chief Timekeeper : Ian Sharp (SMART Timing)  
 Results available at [www.speedhive.com](http://www.speedhive.com) and [www.smart-timing.co.uk](http://www.smart-timing.co.uk)





# Super Lap Scotland - Round 4

Super Lap Scotland

Knockhill 1.267 miles

Warm Up - Group 1

09/07/2017 09:30

Practice (15:00 Time) started at 9:28:23

Lap	Time of Day	Lap Tm	S1	S2	S3	S3Spd	SFSpd
6	9:36:26.078	<b>1:16.487</b>	22.639	29.410	24.438	54.782	79.323
7	9:37:29.872	<b>1:03.794</b>	20.493	23.927	19.374	91.303	79.417
8	9:38:38.493	<b>1:08.621</b>	22.471	26.660	19.490	89.957	80.272
9	9:39:42.263	<b>1:03.770</b>	20.544	<b>23.867</b>	19.359	<b>91.802</b>	80.081
10	9:40:45.925	<b>1:03.662</b>	<b>20.405</b>	24.023	<b>19.234</b>	90.320	78.950
11	9:42:03.542	<b>1:17.617</b>	21.589	31.094	24.934	59.598	57.210
12	9:43:35.229	<b>1:31.687</b>	27.190	37.581	26.916	44.034	31.521

(88) Martin BROWN

1	9:30:05.231			33.811	22.530	66.443	80.950
2	9:31:12.648	<b>1:07.417</b>	21.387	25.395	20.635	85.487	81.441
3	9:32:36.678	<b>1:24.030</b>			28.415	50.306	59.178
4	9:33:51.797	<b>1:15.119</b>		30.791	20.600	82.240	<b>83.054</b>
5	9:34:56.949	<b>1:05.152</b>	20.950	24.852	<b>19.350</b>	<b>93.465</b>	81.739
6	9:36:23.534	<b>1:26.585</b>	25.017	36.296	25.272	56.823	61.793
7	9:37:39.132	<b>1:15.598</b>	27.106	28.135	20.357	80.465	81.839
8	9:38:43.598	<b>1:04.466</b>	<b>20.622</b>	<b>24.480</b>	19.364	90.932	81.244
9	9:40:11.056	<b>1:27.458</b>			28.281	59.022	28.387
10	9:43:21.372	<b>3:10.316</b>		27.067	20.950	82.139	82.341

(48) Colin DUTHIE

1	9:30:22.911			33.620	25.651	53.815	67.785
2	9:31:36.753	<b>1:13.842</b>	25.576	27.747	20.519	82.747	79.700
3	9:32:45.944	<b>1:09.191</b>	23.027	26.289	19.875	87.266	82.442
4	9:33:53.087	<b>1:07.143</b>	21.816	25.488	19.839	88.649	83.571
5	9:34:59.635	<b>1:06.548</b>	21.819	25.602	19.127	92.562	86.479
6	9:36:07.984	<b>1:08.349</b>	21.872	25.664	20.813	73.745	73.583
7	9:37:16.504	<b>1:08.520</b>	23.544	26.139	<b>18.837</b>	94.385	<b>86.590</b>
8	9:38:21.579	<b>1:05.075</b>	<b>21.284</b>	<b>24.855</b>	18.936	<b>95.731</b>	84.839
9	9:39:28.386	<b>1:06.807</b>	22.390	25.268	19.149	94.919	76.086
10	9:40:57.347	<b>1:28.961</b>	30.095	32.544	26.322	74.234	23.149
11	9:42:44.784	<b>1:47.437</b>	58.478	29.206	19.753	87.952	79.700
12	9:43:54.710	<b>1:09.926</b>	21.763	25.422	22.741	93.076	25.257

(56) Ian BIAGI

1	9:29:50.760				24.540	63.489	71.773
2	9:31:03.150	<b>1:12.390</b>			20.901	82.240	79.230
3	9:32:12.234	<b>1:09.084</b>			20.623	82.039	80.755
4	9:33:41.147	<b>1:28.913</b>	<b>22.072</b>	<b>34.965</b>	31.876	49.489	27.335
5	9:36:32.342	<b>2:51.195</b>			20.444	86.368	77.491
6	9:37:40.714	<b>1:08.372</b>			<b>20.047</b>	<b>87.837</b>	79.795
7	9:38:48.274	<b>1:07.560</b>			20.057	85.162	<b>81.938</b>
8	9:40:05.674	<b>1:17.400</b>			29.754	86.257	24.070

(132) Suzanne BUIST

1	9:29:54.201			30.523	22.825	79.323	78.857
2	9:31:12.972	<b>1:18.771</b>	24.637	29.907	24.227	63.790	59.440
3	9:32:29.874	<b>1:16.902</b>	25.945	29.650	21.307	83.363	83.054
4	9:33:46.047	<b>1:16.173</b>	<b>23.475</b>	30.334	22.364	85.596	64.341
5	9:35:06.901	<b>1:20.854</b>	25.045	31.476	24.333	47.359	79.890
6	9:36:17.896	<b>1:10.995</b>	24.134	<b>27.076</b>	<b>19.785</b>	<b>92.690</b>	<b>84.839</b>
7	9:37:39.120	<b>1:21.224</b>	23.728	30.751	26.745	69.326	29.919

Clerk of the Course

Sig : Time :  
Chief Timekeeper : Ian Sharp (SMART Timing)

Results available at [www.speedhive.com](http://www.speedhive.com) and [www.smart-timing.co.uk](http://www.smart-timing.co.uk)

Printed: 10/07/2017 18:04:26

Orbits





# Super Lap Scotland - Round 4

Sorted on best lap time

Super Lap Scotland

Knockhill 1.267 miles

Warm Up - Group 2

09/07/2017 09:50

Practice (15:00 Time) started at 9:46:34

Pos	No.	Name	Make/Model	Class Code	Laps	Best Tm	Diff	Best Speed	2nd Best
1	34	Blair McCONACHIE	Caterham Superlight R	SLS-C	11	55.900		81.589	56.120
2	131	Keith COWIE	Seat Leon Supercopa	SLS-C	12	56.756	0.856	80.359	57.814
3	11	Christopher CHERRY	Mitsubishi Evo	SLS-D	11	58.511	2.611	77.948	58.570
4	77	Ian BONTHRONE	BMW E46 M3	SLS-D	13	58.612	2.712	77.814	58.814
5	5	Paul TOMLINSON	Subaru Impreza	SLS-C	9	59.126	3.226	77.138	59.369
6	28	Craig MENZIES	Lotus Exige	SLS-C	13	1:00.263	4.363	75.682	1:00.578
7	78	David RYBOWSKI	Subaru Impreza WRX	SLS-D	8	1:01.529	5.629	74.125	1:01.798
8	10	Jack REID	Mercedes A45 AMG	SLS-D	6	1:01.651	5.751	73.978	1:02.101
9	21	Marc IRVINE	Ford Focus ST	SLS-D	9	1:01.724	5.824	73.891	1:02.077
10	9	Steven ARKLEY	Westfield Megabusa	SLS-C	11	1:02.061	6.161	73.490	1:03.818
11	23	Andrew COWIE	Subaru Impreza	SLS-D	5	1:02.707	6.807	72.733	1:05.915
12	73	Robert DAVEY	Lotus Elise S220 Cup	SLS-D	13	1:04.562	8.662	70.643	1:05.685
13	3	Jean-Luc CARTWRIGHT	Lexus IS-F	SLS-D	13	1:04.988	9.088	70.180	1:05.011
14	52	Keith BOYD	Honda Civic	SLS-B	11	1:06.295	10.395	68.796	1:06.339
15	42	Alex MILNE	Audi TTRS Plus	SLS-D	7	1:06.624	10.724	68.456	1:06.786

Clerk of the Course

Sig : Time :  
Chief Timekeeper : Ian Sharp (SMART Timing)

Results available at [www.speedhive.com](http://www.speedhive.com) and [www.smart-timing.co.uk](http://www.smart-timing.co.uk)

Printed: 10/07/2017 18:02:01

Orbits







# Super Lap Scotland - Round 4

Super Lap Scotland

Knockhill 1.267 miles

Warm Up - Group 2

09/07/2017 09:50

Practice (15:00 Time) started at 9:46:34

Lap	Time of Day	Lap Tm	S1	S2	S3	S3Spd	SFSpd
2	9:49:10.588	1:13.305	23.136	30.369	19.800	99.272	94.651
3	9:50:16.685	1:06.097	21.924	25.146	19.027	105.184	94.785
4	9:51:23.764	1:07.079	21.719	26.057	19.303	100.762	95.188
5	9:52:28.997	1:05.233	21.312	25.012	18.909	105.349	94.651
6	9:53:34.008	1:05.011	20.973	24.919	19.119	105.515	94.785
7	9:54:39.271	1:05.263	20.881	25.385	18.997	103.084	94.651
8	9:55:55.921	1:16.650	24.598	31.427	20.625	64.095	94.919
9	9:57:02.191	1:06.270	22.023	25.535	18.712	105.020	94.785
10	9:58:09.853	1:07.662	21.101	26.410	20.151	106.015	68.268
11	9:59:16.794	1:06.941	22.199	25.384	19.358	105.184	95.053
12	10:00:37.771	1:20.977	24.597	33.790	22.590	56.823	95.459
13	10:01:42.759	1:04.988	21.344	24.985	18.659	105.349	94.785

(52) Keith BOYD

1	9:48:21.228			34.140	27.217	58.712	61.285
2	9:49:41.534	1:20.306	26.902	30.772	22.632	71.315	78.672
3	9:50:49.917	1:08.383	22.242	25.535	20.606	90.198	80.561
4	9:51:56.474	1:06.557	21.563	24.855	20.139	90.442	80.853
5	9:53:18.411	1:21.937	28.437	30.151	23.349	56.823	80.272
6	9:54:25.020	1:06.609	21.690	24.939	19.980	90.809	80.755
7	9:55:43.586	1:18.566	23.103	29.653	25.810	74.399	31.536
8	9:58:39.316	2:55.730	2:04.819	29.570	21.341	72.627	80.465
9	9:59:45.655	1:06.339	21.372	24.830	20.137	90.809	80.853
10	10:00:51.950	1:06.295	21.427	24.897	19.971	90.932	80.176
11	10:02:09.602	1:17.652	23.895	27.661	26.096	73.989	31.729

(42) Alex MILNE

1	9:47:55.301			29.636	20.752	92.054	97.967
2	9:49:01.925	1:06.624	22.093	25.851	18.680	100.762	99.863
3	9:50:12.068	1:10.143	21.518	24.742	23.883	104.856	40.499
4	9:53:45.076	3:33.008	2:48.913	25.585	18.510	99.272	98.688
5	9:54:51.862	1:06.786	22.165	26.598	18.023	106.689	99.714
6	9:55:58.715	1:06.853	22.356	25.616	18.881	98.543	99.272
7	9:57:17.875	1:19.160	24.142	28.824	26.194	85.162	33.824

Clerk of the Course Orbits

Sig : Time :  
 Chief Timekeeper : Ian Sharp (SMART Timing)  
 Results available at [www.speedhive.com](http://www.speedhive.com) and [www.smart-timing.co.uk](http://www.smart-timing.co.uk)







Bulletin No. \_\_\_\_\_

# Super Lap Scotland - Round 4

Sorted on best lap time

Super Lap Scotland

Knockhill 1.267 miles

Warm Up - Group 3

09/07/2017 10:10


Practice (15:00 Time) started at 10:04:14

Pos	No.	Name	Make/Model	Class Code	Laps	Best Tm	Diff	Best Speed	2nd Best
1	62	Paul RANKIN	Subaru Impreza RB320	SLS-P	6	52.464		86.933	1:00.535
2	7	David LONG	Caterham R400	SLS-P	8	55.105	2.641	82.766	55.376
3	55	Adam KINDNESS	Subaru Impreza STi Type R	SLS-B	5	55.399	2.935	82.327	56.800
4	51	Colin DORWARD	Mitsubishi Evo 5	SLS-P	8	55.710	3.246	81.868	59.254
5	44	Steven JEFFERIES	Mitsubishi Evo VI	SLS-A	8	56.359	3.895	80.925	57.054
6	32	John STEVENSON	Subaru Impreza	SLS-A	7	56.430	3.966	80.823	56.852
7	33	Ross HOWIE	Mitsubishi Evo 8	SLS-P	7	57.599	5.135	79.183	1:00.444
8	46	George RIGBY	Subaru Impreza Spec-C	SLS-B	5	57.677	5.213	79.076	59.729
9	29	Archie BAIN	Subaru Impreza Type RA	SLS-A	5	57.776	5.312	78.940	1:00.483
10	79	Eric HOLMES	Mitsubishi Evo	SLS-P	5	59.217	6.753	77.019	1:03.992

Clerk of the Course

Orbits

Sig : Time :  
 Chief Timekeeper : Ian Sharp (SMART Timing)  
 Results available at [www.speedhive.com](http://www.speedhive.com) and [www.smart-timing.co.uk](http://www.smart-timing.co.uk)





# Super Lap Scotland - Round 4

Super Lap Scotland

Knockhill 1.267 miles

Warm Up - Group 3

09/07/2017 10:10

Practice (15:00 Time) started at 10:04:14

Lap	Time of Day	Lap Tm	S1	S2	S3	S3Spd	SFSpd
<b>(62) Paul RANKIN</b>							
1	10:05:48.079			32.513	26.085	48.841	114.714
2	10:06:52.900	<b>1:04.821</b>	19.484	22.466	22.871	110.193	36.412
3	10:09:04.304	<b>2:11.404</b>	1:26.036	26.413	18.955	96.976	93.335
4	10:10:04.839	<b>1:00.535</b>	20.302	23.278	16.955	101.678	<b>129.302</b>
5	10:10:57.303	<b>52.464</b>	<b>17.402</b>	<b>20.082</b>	<b>14.980</b>	<b>137.798</b>	128.068
6	10:12:19.755	<b>1:22.452</b>	21.277	34.961	26.214	60.841	56.871

<b>(7) David LONG</b>							
1	10:05:45.320			32.220	25.865	59.598	73.583
2	10:06:51.066	<b>1:05.746</b>	24.847	23.777	17.122	101.678	108.064
3	10:07:48.558	<b>57.492</b>	19.056	22.235	16.201	112.786	<b>109.118</b>
4	10:08:44.690	<b>56.132</b>	18.671	21.383	16.078	114.910	107.890
5	10:09:40.066	<b>55.376</b>	18.427	21.150	<b>15.799</b>	<b>115.305</b>	107.890
6	10:10:35.171	<b>55.105</b>	<b>18.135</b>	<b>21.054</b>	15.916	114.129	107.372
7	10:11:50.065	<b>1:14.894</b>	21.165	29.177	24.552	68.758	61.510
8	10:13:09.283	<b>1:19.218</b>	23.896	28.387	26.935	66.840	33.403

<b>(55) Adam KINDNESS</b>							
1	10:05:40.901			33.316	22.338	72.081	104.043
2	10:06:37.701	<b>56.800</b>	18.807	21.278	16.715	<b>114.129</b>	105.184
3	10:08:03.986	<b>1:26.285</b>	22.211	38.799	25.275	39.638	<b>105.681</b>
4	10:08:59.385	<b>55.399</b>	<b>18.087</b>	<b>20.871</b>	<b>16.441</b>	113.357	105.184
5	10:10:32.464	<b>1:33.079</b>	31.226	29.604	32.249	70.123	24.663

<b>(51) Colin DORWARD</b>							
1	10:05:52.837			32.213	24.597	60.403	98.833
2	10:07:03.317	<b>1:10.480</b>	22.808	27.117	20.555	81.441	104.529
3	10:08:07.857	<b>1:04.540</b>	20.949	25.385	18.206	107.030	106.859
4	10:09:07.708	<b>59.851</b>	20.755	22.043	17.053	119.835	110.193
5	10:10:06.962	<b>59.254</b>	19.361	23.175	16.718	<b>120.049</b>	<b>110.922</b>
6	10:11:02.672	<b>55.710</b>	<b>17.888</b>	<b>21.414</b>	<b>16.408</b>	119.621	110.922
7	10:12:02.863	<b>1:00.191</b>	17.979	21.868	20.344	117.526	73.583
8	10:13:22.714	<b>1:19.851</b>	23.155	28.991	27.705	54.294	33.587

<b>(44) Steven JEFFERIES</b>							
1	10:06:01.320			34.259	23.300	48.664	98.398
2	10:07:10.440	<b>1:09.120</b>	22.174	26.261	20.685	92.435	106.351
3	10:08:09.350	<b>58.910</b>	19.427	22.126	17.357	<b>119.835</b>	108.588
4	10:09:08.589	<b>59.239</b>	20.115	21.923	17.201	116.506	<b>109.296</b>
5	10:10:07.801	<b>59.212</b>	19.426	23.057	16.729	118.356	109.118
6	10:11:04.160	<b>56.359</b>	18.500	<b>21.395</b>	<b>16.464</b>	119.409	108.413
7	10:12:01.214	<b>57.054</b>	<b>18.359</b>	22.030	16.665	118.147	106.183
8	10:13:06.787	<b>1:05.573</b>	18.535	24.062	22.976	68.338	83.780

<b>(32) John STEVENSON</b>							
1	10:05:50.295			34.120	25.771	62.252	111.105
2	10:06:52.889	<b>1:02.594</b>	22.015	23.464	17.115	112.220	121.792
3	10:07:53.669	<b>1:00.780</b>	20.365	23.490	16.925	96.143	<b>123.360</b>
4	10:08:50.099	<b>56.430</b>	<b>18.458</b>	22.021	15.951	125.435	122.908
5	10:09:59.538	<b>1:09.439</b>	22.177	28.777	18.485	77.851	123.360
6	10:10:56.390	<b>56.852</b>	19.044	<b>21.997</b>	<b>15.811</b>	<b>127.098</b>	122.683
7	10:12:17.361	<b>1:20.971</b>	21.033	35.146	24.792	61.174	46.961

<b>(33) Ross HOWIE</b>							
1	10:05:58.835				21.482	76.958	101.524
2	10:07:07.448	<b>1:08.613</b>			18.905	92.818	121.792
3	10:08:07.892	<b>1:00.444</b>			16.962	<b>124.044</b>	124.504
4	10:09:05.491	<b>57.599</b>			<b>16.703</b>	117.526	<b>127.098</b>
5	10:10:12.162	<b>1:06.671</b>			18.966	92.435	111.474
6	10:11:16.998	<b>1:04.836</b>			18.937	101.371	105.020
7	10:12:32.914	<b>1:15.916</b>			27.776	72.706	28.851

<b>(46) George RIGBY</b>							
1	10:05:46.803			32.962	25.520	52.387	103.882
2	10:06:46.532	<b>59.729</b>			17.171	114.714	<b>106.689</b>
3	10:07:44.209	<b>57.677</b>	<b>19.001</b>	<b>21.987</b>	<b>16.689</b>	<b>115.903</b>	105.848
4	10:09:01.979	<b>1:17.770</b>	23.437	31.153	23.180	79.417	35.620
5	10:12:25.675	<b>3:23.696</b>	2:25.946	32.846	24.904	63.489	66.641

<b>(29) Archie BAIN</b>							
1	10:05:58.122			33.243	23.465	54.916	110.922
2	10:07:20.032	<b>1:21.910</b>	23.176	36.454	22.280	46.994	108.413

Clerk of the Course

Sig : Time :  
Chief Timekeeper : Ian Sharp (SMART Timing)

Results available at [www.speedhive.com](http://www.speedhive.com) and [www.smart-timing.co.uk](http://www.smart-timing.co.uk)

Printed: 10/07/2017 18:05:03





# Super Lap Scotland - Round 4

Sorted on best lap time

Super Lap Scotland

Knockhill 1.267 miles

Warm Up - Overall

09/07/2017 09:30

Practice (15:00 Time) started at 9:28:23

Pos	No.	Name	Make/Model	Class Code	Laps	Best Tm	Diff	Best Speed	2nd Best
1	62	Paul RANKIN	Subaru Impreza RB320	SLS-P	7	52.464		86.933	1:00.535
2	7	David LONG	Caterham R400	SLS-P	8	55.105	2.641	82.766	55.376
3	55	Adam KINDNESS	Subaru Impreza STi Type R	SLS-B	5	55.399	2.935	82.327	56.800
4	51	Colin DORWARD	Mitsubishi Evo 5	SLS-P	8	55.710	3.246	81.868	59.254
5	34	Blair McCONACHIE	Caterham Superlight R	SLS-C	12	55.900	3.436	81.589	56.120
6	44	Steven JEFFERIES	Mitsubishi Evo VI	SLS-A	9	56.359	3.895	80.925	57.054
7	32	John STEVENSON	Subaru Impreza	SLS-A	7	56.430	3.966	80.823	56.852
8	131	Keith COWIE	Seat Leon Supercopa	SLS-C	12	56.756	4.292	80.359	57.814
9	33	Ross HOWIE	Mitsubishi Evo 8	SLS-P	7	57.599	5.135	79.183	1:00.444
10	46	George RIGBY	Subaru Impreza Spec-C	SLS-B	6	57.677	5.213	79.076	59.729
11	29	Archie BAIN	Subaru Impreza Type RA	SLS-A	7	57.776	5.312	78.940	1:00.483
12	11	Christopher CHERRY	Mitsubishi Evo	SLS-D	11	58.511	6.047	77.948	58.570
13	77	Ian BONTHRONE	BMW E46 M3	SLS-D	13	58.612	6.148	77.814	58.814
14	5	Paul TOMLINSON	Subaru Impreza	SLS-C	9	59.126	6.662	77.138	59.369
15	79	Eric HOLMES	Mitsubishi Evo	SLS-P	5	59.217	6.753	77.019	1:03.992
16	28	Craig MENZIES	Lotus Exige	SLS-C	14	1:00.263	7.799	75.682	1:00.578
17	83	Fraser JAMIESON	Renault Clio 172 Ph1	SLS-E	12	1:00.324	7.860	75.606	1:00.459
18	54	Steven McNAB	Renault Clio	SLS-E	11	1:00.471	8.007	75.422	1:00.706
19	31	Stephen MacFARLANE	Subaru Impreza	SLS-E	13	1:00.529	8.065	75.350	1:00.944
20	103	Stuart ROBERTSON	Renault Clio	SLS-E	10	1:00.979	8.515	74.794	1:02.232
21	6	Michael FOSTER	Renault Clio 172	SLS-E	11	1:01.169	8.705	74.561	1:01.596
22	43	Stuart BUCHAN	Renault Clio 172 Cup	SLS-E	13	1:01.190	8.726	74.536	1:01.283
23	53	Jamie GOUDIE	Mazda MX5	SLS-E	13	1:01.464	9.000	74.203	1:02.232
24	78	David RYBOWSKI	Subaru Impreza WRX	SLS-D	8	1:01.529	9.065	74.125	1:01.798
25	10	Jack REID	Mercedes A45 AMG	SLS-D	6	1:01.651	9.187	73.978	1:02.101
26	21	Marc IRVINE	Ford Focus ST	SLS-D	9	1:01.724	9.260	73.891	1:02.077
27	9	Steven ARKLEY	Westfield Megabus	SLS-C	11	1:02.061	9.597	73.490	1:03.818
28	12	James McELENY	Subaru Impreza	SLS-E	9	1:02.165	9.701	73.367	1:02.600
29	41	Neil METHVEN	Renault Clio 182	SLS-F	8	1:02.510	10.046	72.962	1:02.948
30	23	Andrew COWIE	Subaru Impreza	SLS-D	5	1:02.707	10.243	72.733	1:05.915
31	67	Marshall WISHART	Mazda RX8	SLS-F	10	1:02.796	10.332	72.629	1:02.826
32	94	Jonathan SCRIMGEOUR	Vauxhall Astra VXR	SLS-E	12	1:02.952	10.488	72.449	1:03.457
33	81	Ian PITMAN	Mini Cooper S JCW	SLS-E	12	1:03.662	11.198	71.641	1:03.770
34	88	Martin BROWN	Subaru Impreza WRX	SLS-F	11	1:04.466	12.002	70.748	1:05.152
35	73	Robert DAVEY	Lotus Elise S220 Cup	SLS-D	14	1:04.562	12.098	70.643	1:05.685
36	3	Jean-Luc CARTWRIGHT	Lexus IS-F	SLS-D	14	1:04.988	12.524	70.180	1:05.011
37	48	Colin DUTHIE	Audi A3 3.2	SLS-F	12	1:05.075	12.611	70.086	1:06.548
38	52	Keith BOYD	Honda Civic	SLS-B	11	1:06.295	13.831	68.796	1:06.339
39	42	Alex MILNE	Audi TTRS Plus	SLS-D	7	1:06.624	14.160	68.456	1:06.786
40	56	Ian BIAGI	BMC Mini Clubman	SLS-E	8	1:07.560	15.096	67.508	1:08.372
41	132	Suzanne BUIST	Mini Cooper S	SLS-F	7	1:10.995	18.531	64.242	1:16.173

Clerk of the Course

Sig : Time :  
Chief Timekeeper : Ian Sharp (SMART Timing)

Results available at [www.speedhive.com](http://www.speedhive.com) and [www.smart-timing.co.uk](http://www.smart-timing.co.uk)

Printed: 10/07/2017 17:58:01





# Super Lap Scotland - Round 4

Sorted on best lap time

Super Lap Scotland

Knockhill 1.267 miles

Warm Up - Overall

09/07/2017 09:30

Practice (15:00 Time) started at 9:28:23

Pos	No.	Name	Make/Model	Class Code	Laps	Best Tm	Diff	Best Speed	2nd Best
-----	-----	------	------------	------------	------	---------	------	------------	----------

## Super Lap Scotland (A)

1	44	Steven JEFFERIES	Mitsubishi Evo VI	SLS-A	9	56.359		80.925	57.054
2	32	John STEVENSON	Subaru Impreza	SLS-A	7	56.430	0.071	80.823	56.852
3	29	Archie BAIN	Subaru Impreza Type RA	SLS-A	7	57.776	1.417	78.940	1:00.483

## Super Lap Scotland (B)

1	55	Adam KINDNESS	Subaru Impreza STi Type R	SLS-B	5	55.399		82.327	56.800
2	46	George RIGBY	Subaru Impreza Spec-C	SLS-B	6	57.677	2.278	79.076	59.729
3	52	Keith BOYD	Honda Civic	SLS-B	11	1:06.295	10.896	68.796	1:06.339

## Super Lap Scotland (C)

1	34	Blair McCONACHIE	Caterham Superlight R	SLS-C	12	55.900		81.589	56.120
2	131	Keith COWIE	Seat Leon Supercopa	SLS-C	12	56.756	0.856	80.359	57.814
3	5	Paul TOMLINSON	Subaru Impreza	SLS-C	9	59.126	3.226	77.138	59.369
4	28	Craig MENZIES	Lotus Exige	SLS-C	14	1:00.263	4.363	75.682	1:00.578
5	9	Steven ARKLEY	Westfield Megabus	SLS-C	11	1:02.061	6.161	73.490	1:03.818

## Super Lap Scotland (D)

1	11	Christopher CHERRY	Mitsubishi Evo	SLS-D	11	58.511		77.948	58.570
2	77	Ian BONTHRONE	BMW E46 M3	SLS-D	13	58.612	0.101	77.814	58.814
3	78	David RYBOWSKI	Subaru Impreza WRX	SLS-D	8	1:01.529	3.018	74.125	1:01.798
4	10	Jack REID	Mercedes A45 AMG	SLS-D	6	1:01.651	3.140	73.978	1:02.101
5	21	Marc IRVINE	Ford Focus ST	SLS-D	9	1:01.724	3.213	73.891	1:02.077
6	23	Andrew COWIE	Subaru Impreza	SLS-D	5	1:02.707	4.196	72.733	1:05.915
7	73	Robert DAVEY	Lotus Elise S220 Cup	SLS-D	14	1:04.562	6.051	70.643	1:05.685
8	3	Jean-Luc CARTWRIGHT	Lexus IS-F	SLS-D	14	1:04.988	6.477	70.180	1:05.011
9	42	Alex MILNE	Audi TTRS Plus	SLS-D	7	1:06.624	8.113	68.456	1:06.786

## Super Lap Scotland (E)

1	83	Fraser JAMIESON	Renault Clio 172 Ph1	SLS-E	12	1:00.324		75.606	1:00.459
2	54	Steven McNAB	Renault Clio	SLS-E	11	1:00.471	0.147	75.422	1:00.706
3	31	Stephen MacFARLANE	Subaru Impreza	SLS-E	13	1:00.529	0.205	75.350	1:00.944
4	103	Stuart ROBERTSON	Renault Clio	SLS-E	10	1:00.979	0.655	74.794	1:02.232
5	6	Michael FOSTER	Renault Clio 172	SLS-E	11	1:01.169	0.845	74.561	1:01.596
6	43	Stuart BUCHAN	Renault Clio 172 Cup	SLS-E	13	1:01.190	0.866	74.536	1:01.283
7	53	Jamie GOUDIE	Mazda MX5	SLS-E	13	1:01.464	1.140	74.203	1:02.232
8	12	James McELENY	Subaru Impreza	SLS-E	9	1:02.165	1.841	73.367	1:02.600
9	94	Jonathan SCRIMGEOUR	Vauxhall Astra VXR	SLS-E	12	1:02.952	2.628	72.449	1:03.457
10	81	Ian PITMAN	Mini Cooper S JCW	SLS-E	12	1:03.662	3.338	71.641	1:03.770
11	56	Ian BIAGI	BMC Mini Clubman	SLS-E	8	1:07.560	7.236	67.508	1:08.372

## Super Lap Scotland (F)

Clerk of the Course

Sig : Time :  
Chief Timekeeper : Ian Sharp (SMART Timing)

Results available at [www.speedhive.com](http://www.speedhive.com) and [www.smart-timing.co.uk](http://www.smart-timing.co.uk)

Orbits





Bulletin No. \_\_\_\_\_

# Super Lap Scotland - Round 4

Sorted on best lap time

Super Lap Scotland

Knockhill 1.267 miles

Warm Up - Overall

09/07/2017 09:30

Practice (15:00 Time) started at 9:28:23

Pos	No.	Name	Make/Model	Class Code	Laps	Best Tm	Diff	Best Speed	2nd Best
1	41	Neil METHVEN	Renault Clio 182	SLS-F	8	1:02.510		72.962	1:02.948
2	67	Marshall WISHART	Mazda RX8	SLS-F	10	1:02.796	0.286	72.629	1:02.826
3	88	Martin BROWN	Subaru Impreza WRX	SLS-F	11	1:04.466	1.956	70.748	1:05.152
4	48	Colin DUTHIE	Audi A3 3.2	SLS-F	12	1:05.075	2.565	70.086	1:06.548
5	132	Suzanne BUIST	Mini Cooper S	SLS-F	7	1:10.995	8.485	64.242	1:16.173

## Super Lap Scotland (Pro)

1	62	Paul RANKIN	Subaru Impreza RB320	SLS-P	7	52.464		86.933	1:00.535
2	7	David LONG	Caterham R400	SLS-P	8	55.105	2.641	82.766	55.376
3	51	Colin DORWARD	Mitsubishi Evo 5	SLS-P	8	55.710	3.246	81.868	59.254
4	33	Ross HOWIE	Mitsubishi Evo 8	SLS-P	7	57.599	5.135	79.183	1:00.444
5	79	Eric HOLMES	Mitsubishi Evo	SLS-P	5	59.217	6.753	77.019	1:03.992

Clerk of the Course

Orbits

Sig : Time :

Chief Timekeeper : Ian Sharp (SMART Timing)

Results available at [www.speedhive.com](http://www.speedhive.com) and [www.smart-timing.co.uk](http://www.smart-timing.co.uk)

Printed: 10/07/2017 17:58:37



**Super Lap Scotland - Round 4**

Sorted on best lap time

SsangYong Racing Challenge

Knockhill 1.267 miles

Qualifying

09/07/2017 10:30

Practice (15:00 Time) started at 10:30:36

Pos	No.	Name	Make/Model	Class Code	Laps	Best Tm	Diff	Best Speed	2nd Best
1	24	Lewis GRANT	SsangYong Musso	SRC	14	1:05.654		69.468	1:05.890
2	2	Harry WEBB	SsangYong Musso	SRC	14	1:05.716	0.062	69.402	1:05.808
3	7	James GORNALL	SsangYong Musso	SRC	13	1:05.836	0.182	69.276	1:05.895
4	94	Michael O'BRIEN	SsangYong Musso	SRC	13	1:05.921	0.267	69.186	1:05.931
5	15	Dean JONES	SsangYong Musso	SRC	14	1:06.359	0.705	68.730	1:06.774
6	84	Gavin PELL	SsangYong Musso	SRC	13	1:06.383	0.729	68.705	1:06.654
7	10	John MUNRO	SsangYong Musso	SRC	13	1:06.697	1.043	68.381	1:06.794
8	11	Luke WARR	SsangYong Musso	SRC	13	1:06.737	1.083	68.341	1:07.099
9	89	Matt SMITH	SsangYong Musso	SRC	14	1:07.043	1.389	68.029	1:07.096
10	9	Natalie BYRT	SsangYong Musso	SRC	12	1:09.177	3.523	65.930	1:09.905

Clerk of the Course

Orbits

Sig : Time :

Chief Timekeeper : Ian Sharp (SMART Timing)

Results available at [www.speedhive.com](http://www.speedhive.com) and [www.smart-timing.co.uk](http://www.smart-timing.co.uk)

Printed: 10/07/2017 18:21:35





**Super Lap Scotland - Round 4**

<p>SsangYong Racing Challenge</p> <p>Qualifying</p> <p>Practice (15:00 Time) started at 10:30:36</p>	<p>Knockhill 1.267 miles</p> <p>09/07/2017 10:30</p> 
--	--

Lap	Time of Day	Lap Tm	S1	S2	S3	S3Spd	SFSpd	Lap	Time of Day	Lap Tm	S1	S2	S3	S3Spd	SFSpd
8	10:42:03.201	1:11.414			20.920	78.488	74.070								
9	10:43:13.279	1:10.078		26.684	20.461	82.951	73.583								
10	10:44:22.456	<b>1:09.177</b>			<b>20.432</b>	<b>83.675</b>	73.989								
11	10:45:33.104	1:10.648			21.292	77.224	<b>74.399</b>								
12	10:46:43.975	1:10.871	22.909	27.087	20.875	74.897	73.422								

Clerk of the Course Orbits

Sig :                      Time :  
 Chief Timekeeper : Ian Sharp (SMART Timing)  
 Results available at [www.speedhive.com](http://www.speedhive.com) and [www.smart-timing.co.uk](http://www.smart-timing.co.uk)





**Super Lap Scotland - Round 4**

SsangYong Racing Challenge

Knockhill 1.267 miles

Race 3

09/07/2017 16:00

Race (15:00 Time) started at 15:58:45

POLE POSITION

<b>2</b> 2 Harry WEBB 1:05.716
<b>4</b> 94 Michael O'BRIEN 1:05.921
<b>6</b> 84 Gavin PELL 1:06.383
<b>8</b> 11 Luke WARR 1:06.737
<b>10</b> 9 Natalie BYRT 1:09.177

<b>1</b> 24 Lewis GRANT 1:05.654
<b>3</b> 7 James GORNALL 1:05.836
<b>5</b> 15 Dean JONES 1:06.359
<b>7</b> 10 John MUNRO 1:06.697
<b>9</b> 89 Matt SMITH 1:07.043

**1**  
**2**  
**3**  
**4**  
**5**

Clerk of the Course

Sig : Time :

Chief Timekeeper : Ian Sharp (SMART Timing)

Results available at [www.speedhive.com](http://www.speedhive.com) and [www.smart-timing.co.uk](http://www.smart-timing.co.uk)

Printed: 10/07/2017 18:22:15

Orbits





# Qualifying Results

Bulletin No. \_\_\_\_\_

## Super Lap Scotland - Round 4

Sorted on best lap time

NSSCC Sports & Saloon Car Championship

Knockhill 1.267 miles

Qualifying

09/07/2017 10:50

Practice (20:00 Time) started at 10:52:06

Pos	No.	Name	Make/Model	Class Code	Laps	Best Tm	Diff	Best Speed	2nd Best
1	79	Paul BRYDON	BMW M3	A1	11	54.332		83.944	54.337
2	00	Andy ROBINSON	Ford Falcon	A1	12	55.015	0.683	82.902	55.595
3	63	Kyle MURCHIE	Pell Genesis	E2	20	58.140	3.808	78.446	58.263
4	12	Scott HUBEL	Peugeot 205 T16	A2	17	58.320	3.988	78.204	58.843
5	77	Mark LEYBOURNE	Westfield FW	E2	20	58.717	4.385	77.675	59.024
6	5	Neil FINNIGHAN	Caterham R400SV	E1	17	58.960	4.628	77.355	59.591
7	22	Simon MAYNE	AB Arion	E2	12	58.990	4.658	77.315	59.041
8	57	Phil JORDAN	Ginetta G50 GT4	A1	17	59.001	4.669	77.301	59.231
9	70	Eduardo De SOUSA	Renault Megane	A1	10	59.608	5.276	76.514	1:00.028
10	7	Alan McPHERSON	MK Indy	A2	12	59.656	5.324	76.452	59.983
11	41	Stuart CARR	Porsche GT4	A1	12	1:00.506	6.174	75.378	1:00.643
12	72	Carl CHAMBERS	Peugeot 306	C	18	1:00.517	6.185	75.365	1:00.628
13	4	Paul TAYLOR	Mini Cooper	B1	17	1:00.746	6.414	75.080	1:00.971
14	31	Gary BOWERS	BMW E46 328	B2	19	1:00.909	6.577	74.880	1:01.025
15	621	Drew MYERSCOUGH	Westfield	A1	8	1:01.366	7.034	74.322	1:01.614
16	8	Dave BOTTERILL	Porsche 944T	B1	13	1:01.454	7.122	74.216	1:01.465
17	85	Clive COOKSEY	Ford Fiesta	D	15	1:02.363	8.031	73.134	1:02.425
18	59	Damien McKAY	Ginetta G20	E1	5	1:04.327	9.995	70.901	1:14.733
19	84	Peter PARKIN	Peugeot 306	C	18	1:04.796	10.464	70.388	1:05.984
20	55	Daniel McKAY	Ford Fiesta RS1600	D				-	
21	75	Jordan LOWING	Westfield	E1				-	

Clerk of the Course

Sig : Time :

Chief Timekeeper : Ian Sharp (SMART Timing)

Results available at [www.speedhive.com](http://www.speedhive.com) and [www.smart-timing.co.uk](http://www.smart-timing.co.uk)

Printed: 10/07/2017 18:18:56

Orbits









# Qualifying Results

Bulletin No. \_\_\_\_\_

## Super Lap Scotland - Round 4

NSSCC Sports & Saloon Car Championship

Knockhill 1.267 miles

Qualifying

09/07/2017 10:50

Practice (20:00 Time) started at 10:52:06

Lap	Time of Day	Lap Tm	S1	S2	S3	S3Spd	SFSpd	Lap	Time of Day	Lap Tm	S1	S2	S3	S3Spd	SFSpd
4	10:57:08.907	<b>1:07.487</b>	21.781	25.978	19.728	92.435	83.989								
5	10:58:16.163	<b>1:07.256</b>	21.654	25.866	19.736	90.077	83.157								
6	10:59:23.688	<b>1:07.525</b>	21.445	26.060	20.020	<b>92.818</b>	80.853								
7	11:00:31.171	<b>1:07.483</b>	22.341	25.518	19.624	91.928	83.054								
8	11:01:38.109	<b>1:06.938</b>	22.007	25.658	19.273	92.054	82.747								
9	11:02:44.342	<b>1:06.233</b>	21.362	25.269	19.602	92.181	82.849								
10	11:03:52.860	<b>1:08.518</b>	22.714	26.076	19.728	91.055	82.240								
11	11:05:01.472	<b>1:08.612</b>	21.735	26.636	20.241	91.179	82.849								
12	11:06:08.639	<b>1:07.167</b>	21.586	26.215	19.366	91.802	83.467								
13	11:07:15.646	<b>1:07.007</b>	21.975	25.676	19.356	89.358	83.260								
14	11:08:21.630	<b>1:05.984</b>	21.220	25.534	<b>19.230</b>	90.932	83.363								
15	11:09:28.928	<b>1:07.298</b>	21.942	25.792	19.564	92.054	83.054								
16	11:10:36.020	<b>1:07.092</b>	21.138	25.062	20.892	91.179	70.270								
17	11:11:43.778	<b>1:07.758</b>	22.275	25.281	20.202	92.308	83.260								
18	11:12:48.574	<b>1:04.796</b>	<b>20.777</b>	<b>24.607</b>	19.412	92.562	<b>84.518</b>								

Clerk of the Course

Orbits

Sig : Time :  
 Chief Timekeeper : Ian Sharp (SMART Timing)  
 Results available at [www.speedhive.com](http://www.speedhive.com) and [www.smart-timing.co.uk](http://www.smart-timing.co.uk)





# Grid Sheet

Bulletin No. \_\_\_\_\_

## Super Lap Scotland - Round 4

NSSCC Sports & Saloon Car Championship

Knockhill 1.267 miles

Race 1

09/07/2017 15:00

Race (15:00 and 1 Laps) started at 14:53:12

### AMENDED GRID - Car No's 55 & 75 added to back

POLE POSITION

	POLE POSITION	
<b>2</b> 00 Andy ROBINSON 55.015	<b>1</b> 79 Paul BRYDON 54.332	<b>1</b>
<b>4</b> 12 Scott HUBEL 58.320	<b>3</b> 63 Kyle MURCHIE 58.140	<b>2</b>
<b>6</b> 5 Neil FINNIGHAN 58.960	<b>5</b> 77 Mark LEYBOURNE 58.717	<b>3</b>
<b>8</b> 57 Phil JORDAN 59.001	<b>7</b> 22 Simon MAYNE 58.990	<b>4</b>
<b>10</b> 7 Alan McPHERSON 59.656	<b>9</b> 70 Eduardo De SOUSA 59.608	<b>5</b>
<b>12</b> 72 Carl CHAMBERS 1:00.517	<b>11</b> 41 Stuart CARR 1:00.506	<b>6</b>
<b>14</b> 31 Gary BOWERS 1:00.909	<b>13</b> 4 Paul TAYLOR 1:00.746	<b>7</b>
<b>16</b> 8 Dave BOTTERILL 1:01.454	<b>15</b> 621 Drew MYERSCOUGH 1:01.366	<b>8</b>
<b>18</b> 59 Damien McKAY 1:04.327	<b>17</b> 85 Clive COOKSEY 1:02.363	<b>9</b>
<b>20</b> 55 Daniel McKAY	<b>19</b> 84 Peter PARKIN 1:04.796	<b>10</b>

Clerk of the Course

Orbits

Sig : Time :  
Chief Timekeeper : Ian Sharp (SMART Timing)

Results available at [www.speedhive.com](http://www.speedhive.com) and [www.smart-timing.co.uk](http://www.smart-timing.co.uk)

Printed: 10/07/2017 18:19:36






# Grid Sheet

Bulletin No. \_\_\_\_\_

## Super Lap Scotland - Round 4

NSSCC Sports & Saloon Car Championship	Knockhill 1.267 miles	
Race 1	09/07/2017 15:00	
Race (15:00 and 1 Laps) started at 14:53:12		



21	<b>11</b>
75 Jordan LOWING	

Clerk of the Course Orbits

Sig :                      Time :  
Chief Timekeeper : Ian Sharp (SMART Timing)

Results available at [www.speedhive.com](http://www.speedhive.com) and [www.smart-timing.co.uk](http://www.smart-timing.co.uk)





# Super Lap Scotland - Round 4

Sorted on best lap time

MG Trophy

Knockhill 1.267 miles

Qualifying

09/07/2017 11:15


Practice (20:00 Time) started at 11:15:15

Pos	No.	Name	Make/Model	Class Code	Laps	Best Tm	Diff	Best Speed	2nd Best
1	73	Ross MAKAR	MG ZR 190	A	18	59.546		76.594	59.909
2	92	Graham ROSS	MG ZR 190	A	18	59.703	0.157	76.392	59.937
3	87	Colin ROBERTSON	MG ZR 190	A	18	1:00.040	0.494	75.963	1:00.209
4	99	Doug COLE	MG ZR 190	A	13	1:00.235	0.689	75.717	1:00.946
5	77	Robin WALKER	MG ZR 190	A	18	1:00.818	1.272	74.992	1:00.966
6	69	Paul LUTI	MG ZR 170	B	18	1:01.577	2.031	74.067	1:02.271
7	31	Jack ROBERTS	MG ZR 170	B	18	1:01.787	2.241	73.816	1:01.998
8	22	Gary WETTON	MG ZR 190	A	9	1:01.789	2.243	73.813	1:01.915
9	19	Richard MARSH	MG ZR 170	B	16	1:01.952	2.406	73.619	1:02.169
10	13	Andrew ROGERSON	MG ZR 170	B	17	1:02.016	2.470	73.543	1:02.166
11	88	James COLE	MG ZR 170	B	18	1:02.058	2.512	73.493	1:02.171
12	7	Will PAYNE	MG ZR 170	B	10	1:02.208	2.662	73.316	1:02.343
13	4	Simon BYRNE	MG ZR 170	B	18	1:02.275	2.729	73.237	1:02.338
14	63	Ollie HOOD	MG ZR 170	B	17	1:02.356	2.810	73.142	1:02.546
15	46	Ryan FIRTH	MG ZR 170	B	11	1:02.595	3.049	72.863	1:02.597
16	2	Chris BRAY	MG ZR 170	B	12	1:02.596	3.050	72.862	1:02.870
17	55	Tom BUTLER	MG ZR 170	B	18	1:02.662	3.116	72.785	1:02.708
18	37	Mike HARRIS	MG ZR 170	B	18	1:02.900	3.354	72.509	1:02.903
19	33	Patrick BOOTH	MG ZR 170	B	18	1:03.133	3.587	72.242	1:03.200
20	64	Matt TURNBULL	MG ZR 160	C	17	1:03.337	3.791	72.009	1:03.342
21	39	James BLAKE	MG ZR 170	B	18	1:03.625	4.079	71.683	1:04.251
22	75	Andy SPENCER	MG ZR 160	C	17	1:03.798	4.252	71.489	1:03.958
23	50	John BOOTH	MG ZR 160	C	17	1:03.931	4.385	71.340	1:03.974
24	32	Iain DOWLER	MG ZR 170	B	16	1:03.939	4.393	71.331	1:03.939
25	90	Joe CRUTTENDEN	MG ZR 160	C	17	1:04.325	4.779	70.903	1:04.432
26	80	Tylor BALLARD	MG ZR 160	C	18	1:04.414	4.868	70.805	1:04.464
27	58	Tony JONES	MG ZR 160	C	17	1:06.251	6.705	68.842	1:06.604

Clerk of the Course

Orbits

Sig : Time :  
 Chief Timekeeper : Ian Sharp (SMART Timing)  
 Results available at [www.speedhive.com](http://www.speedhive.com) and [www.smart-timing.co.uk](http://www.smart-timing.co.uk)













# Super Lap Scotland - Round 4

MG Trophy

Knockhill 1.267 miles

Qualifying

09/07/2017 11:15

Practice (20:00 Time) started at 11:15:15

Lap	Time of Day	Lap Tm	S1	S2	S3	S3Spd	SFSpd	Lap	Time of Day	Lap Tm	S1	S2	S3	S3Spd	SFSpd
7	11:23:13.172	1:04.533			19.448	89.596	79.795								
8	11:24:17.604	1:04.432			19.676	90.077	78.305								
9	11:25:23.691	1:06.087			20.337	78.488	79.511								
10	11:26:28.016	1:04.325			19.510	89.596	79.136								
11	11:27:32.989	1:04.973			19.356	88.532	79.230								
12	11:28:38.192	1:05.203			19.604	89.596	79.606								
13	11:46:14.732	16:18.205			21.380	85.379	77.402								
14	11:47:23.159	1:08.427			20.954	87.266	79.230								
15	11:48:47.063	1:23.904			22.500	84.200	78.765								
16	11:49:52.375	1:05.312			19.808	89.477	80.272								
17	11:50:56.902	1:04.527			19.767	89.596	80.561								

(80) Tylor BALLARD

1	11:16:39.975				20.650		76.345								
2	11:17:45.822	1:05.847			19.746		78.032								
3	11:18:52.097	1:06.275			19.803	89.120	78.580								
4	11:19:57.969	1:05.872			19.704	89.239	77.851								
5	11:21:02.912	1:04.943			19.820		77.941								
6	11:22:07.761	1:04.849			19.534		78.488								
7	11:23:12.392	1:04.631			19.570		77.851								
8	11:24:17.847	1:05.455			20.302		79.043								
9	11:25:23.100	1:05.253			19.576	88.532	78.397								
10	11:26:27.932	1:04.832			19.857	88.767	73.664								
11	11:27:34.665	1:06.733			19.576		78.672								
12	11:28:39.237	1:04.572			19.451	89.836	78.672								
13	11:46:18.046	16:16.717			20.646		74.070								
14	11:47:24.129	1:06.083			19.952		78.214								
15	11:48:28.593	1:04.464			19.614	87.952	77.941								
16	11:49:33.709	1:05.116			19.761		77.581								
17	11:50:38.123	1:04.414			19.497		78.123								
18	11:51:43.378	1:05.255			19.662		77.941								

(58) Tony JONES

1	11:16:35.130			26.924	20.767	85.487	76.958								
2	11:17:43.288	1:08.158	22.252	25.605	20.301	86.368	77.761								
3	11:18:51.288	1:08.000	22.156	25.778	20.066	86.479	78.857								
4	11:19:58.370	1:07.082	21.396	25.144	20.542	86.927	75.317								
5	11:21:05.942	1:07.572	22.223	25.429	19.920	88.767	78.397								
6	11:22:12.716	1:06.774	21.632	25.374	19.768	89.477	79.043								
7	11:23:19.856	1:07.140	21.770	25.422	19.948	89.239	78.397								
8	11:24:26.460	1:06.604	21.433	25.214	19.957	87.040	79.417								
9	11:25:33.434	1:06.974	21.933	24.969	20.072	88.416	79.417								
10	11:26:40.301	1:06.867	21.946	25.236	19.685	89.002	79.417								
11	11:27:47.888	1:07.587	21.839	25.596	20.152	92.308	79.323								
12	11:28:57.842	1:09.954	23.074	26.427	20.453	86.702	78.397								
13	11:46:31.743	16:01.287		26.237	20.728	84.625	76.958								
14	11:47:40.330	1:08.587	22.063	25.717	20.807	86.814	72.864								
15	11:48:47.352	1:07.022	21.674	25.372	19.976	85.596	78.580								
16	11:49:54.714	1:07.362	21.628	25.749	19.985	83.989	78.765								
17	11:51:00.965	1:06.251	21.187	25.319	19.745	86.146	79.136								

Clerk of the Course

Sig : Time :  
Chief Timekeeper : Ian Sharp (SMART Timing)

Results available at [www.speedhive.com](http://www.speedhive.com) and [www.smart-timing.co.uk](http://www.smart-timing.co.uk)

Printed: 10/07/2017 18:14:35


Orbits





**Super Lap Scotland - Round 4**

**MG Trophy** Knockhill 1.267 miles  
**Race 2** 09/07/2017 15:30  
**Race (20:00 Time) started at 15:22:05**



**POLE POSITION**

<b>2</b>	92 Graham ROSS 59.703
<b>4</b>	99 Doug COLE 1:00.235
<b>6</b>	69 Paul LUTI 1:01.577
<b>8</b>	22 Gary WETTON 1:01.789
<b>10</b>	13 Andrew ROGERSON 1:02.016
<b>12</b>	7 Will PAYNE 1:02.208
<b>14</b>	63 Ollie HOOD 1:02.356
<b>16</b>	2 Chris BRAY 1:02.596
<b>18</b>	37 Mike HARRIS 1:02.900
<b>20</b>	64 Matt TURNBULL 1:03.337

<b>1</b>	73 Ross MAKAR 59.546
<b>3</b>	87 Colin ROBERTSON 1:00.040
<b>5</b>	77 Robin WALKER 1:00.818
<b>7</b>	31 Jack ROBERTS 1:01.787
<b>9</b>	19 Richard MARSH 1:01.952
<b>11</b>	88 James COLE 1:02.058
<b>13</b>	4 Simon BYRNE 1:02.275
<b>15</b>	46 Ryan FIRTH 1:02.595
<b>17</b>	55 Tom BUTLER 1:02.662
<b>19</b>	33 Patrick BOOTH 1:03.133

**1**  
**2**  
**3**  
**4**  
**5**  
**6**  
**7**  
**8**  
**9**  
**10**

Clerk of the Course Orbits

Sig : Time :  
 Chief Timekeeper : Ian Sharp (SMART Timing)  
 Results available at [www.speedhive.com](http://www.speedhive.com) and [www.smart-timing.co.uk](http://www.smart-timing.co.uk)





# Super Lap Scotland - Round 4

MG Trophy Knockhill 1.267 miles  
 Race 2 09/07/2017 15:30  
 Race (20:00 Time) started at 15:22:05



**22**  
 75 Andy SPENCER  
 1:03.798

**24**  
 32 Iain DOWLER  
 1:03.939

**26**  
 80 Tylor BALLARD  
 1:04.414

**21**  
 39 James BLAKE  
 1:03.625

**23**  
 50 John BOOTH  
 1:03.931

**25**  
 90 Joe CRUTTENDEN  
 1:04.325

**27**  
 58 Tony JONES  
 1:06.251

**11**

**12**

**13**

**14**

Clerk of the Course Orbits

Sig : Time :  
 Chief Timekeeper : Ian Sharp (SMART Timing)  
 Results available at [www.speedhive.com](http://www.speedhive.com) and [www.smart-timing.co.uk](http://www.smart-timing.co.uk)





# Super Lap Scotland - Round 4

Sorted on best lap time

Super Lap Scotland

Knockhill 1.267 miles

Practice - Group 1

09/07/2017 11:40

Practice (12:19 Time) started at 11:54:14

Pos	No.	Name	Make/Model	Class Code	Laps	Best Tm	Diff	Best Speed	2nd Best
1	31	Stephen MacFARLANE	Subaru Impreza	SLS-E	9	1:00.670		75.175	1:00.682
2	43	Stuart BUCHAN	Renault Clio 172 Cup	SLS-E	11	1:01.006	0.336	74.761	1:01.300
3	83	Fraser JAMIESON	Renault Clio 172 Ph1	SLS-E	8	1:01.138	0.468	74.599	1:01.472
4	54	Steven McNAB	Renault Clio	SLS-E	8	1:01.776	1.106	73.829	1:02.474
5	6	Michael FOSTER	Renault Clio 172	SLS-E	8	1:01.847	1.177	73.744	1:02.936
6	103	Stuart ROBERTSON	Renault Clio	SLS-E	6	1:02.163	1.493	73.369	1:02.631
7	67	Marshall WISHART	Mazda RX8	SLS-F	8	1:02.318	1.648	73.187	1:02.907
8	12	James McELENY	Subaru Impreza	SLS-E	8	1:02.434	1.764	73.051	1:02.440
9	53	Jamie GOUDIE	Mazda MX5	SLS-E	9	1:02.756	2.086	72.676	1:03.299
10	94	Jonathan SCRIMGEOUR	Vauxhall Astra VXR	SLS-E	9	1:03.563	2.893	71.753	1:03.614
11	81	Ian PITMAN	Mini Cooper S JCW	SLS-E	9	1:03.762	3.092	71.529	1:04.495
12	48	Colin DUTHIE	Audi A3 3.2	SLS-F	9	1:04.984	4.314	70.184	1:06.303
13	88	Martin BROWN	Subaru Impreza WRX	SLS-F	9	1:05.154	4.484	70.001	1:05.272
14	56	Ian BIAGI	BMC Mini Clubman	SLS-E	8	1:06.778	6.108	68.299	1:06.820
15	132	Suzanne BUIST	Mini Cooper S	SLS-F	2	8:46.253	7:45.583	8.667	
16	41	Neil METHVEN	Renault Clio 182	SLS-F	1			-	

Clerk of the Course

Sig : Time :  
Chief Timekeeper : Ian Sharp (SMART Timing)

Results available at [www.speedhive.com](http://www.speedhive.com) and [www.smart-timing.co.uk](http://www.smart-timing.co.uk)

Printed: 10/07/2017 18:03:01



Orbits







# Super Lap Scotland - Round 4

Super Lap Scotland

Knockhill 1.267 miles

Practice - Group 1

09/07/2017 11:40

Practice (12:19 Time) started at 11:54:14

Lap	Time of Day	Lap Tm	S1	S2	S3	S3Spd	SFSpd	Lap	Time of Day	Lap Tm	S1	S2	S3	S3Spd	SFSpd
(132) Suzanne BUIST															
1	11:56:09.467			32.243	23.308	72.549	77.581								
2	12:06:28.802	8:46.253	9:20.359	32.521	26.455	74.564	35.507								
(41) Neil METHVEN															
1	11:56:03.582			31.483	20.253	85.270	83.467								

Clerk of the Course

Orbits

Sig : Time :  
 Chief Timekeeper : Ian Sharp (SMART Timing)  
 Results available at [www.speedhive.com](http://www.speedhive.com) and [www.smart-timing.co.uk](http://www.smart-timing.co.uk)





Bulletin No. \_\_\_\_\_

# Super Lap Scotland - Round 4

Sorted on best lap time

Super Lap Scotland

Knockhill 1.267 miles

Practice - Group 2

09/07/2017 12:00

Practice (12:00 Time) started at 12:17:54

Pos	No.	Name	Make/Model	Class Code	Laps	Best Tm	Diff	Best Speed	2nd Best
1	28	Craig MENZIES	Lotus Exige	SLS-C	11	1:03.502		71.822	1:03.962
2	131	Keith COWIE	Seat Leon Supercopa	SLS-C	9	1:03.529	0.027	71.791	1:04.341
3	34	Blair McCONACHIE	Caterham Superlight R	SLS-C	10	1:04.389	0.887	70.833	1:04.598
4	5	Paul TOMLINSON	Subaru Impreza	SLS-C	10	1:04.875	1.373	70.302	1:05.714
5	77	Ian BONTHRONE	BMW E46 M3	SLS-D	10	1:05.026	1.524	70.139	1:05.942
6	78	David RYBOWSKI	Subaru Impreza WRX	SLS-D	10	1:06.161	2.659	68.935	1:07.402
7	10	Jack REID	Mercedes A45 AMG	SLS-D	7	1:06.233	2.731	68.861	1:06.287
8	21	Marc IRVINE	Ford Focus ST	SLS-D	8	1:06.316	2.814	68.774	1:06.334
9	23	Andrew COWIE	Subaru Impreza	SLS-D	10	1:06.578	3.076	68.504	1:06.656
10	73	Robert DAVEY	Lotus Elise S220 Cup	SLS-D	10	1:08.221	4.719	66.854	1:09.228
11	52	Keith BOYD	Honda Civic	SLS-B	9	1:10.505	7.003	64.688	1:10.563
12	42	Alex MILNE	Audi TTRS Plus	SLS-D	8	1:13.505	10.003	62.048	1:14.125
13	9	Steven ARKLEY	Westfield Megabusa	SLS-C	6	1:16.556	13.054	59.575	1:17.712
14	3	Jean-Luc CARTWRIGHT	Lexus IS-F	SLS-D	4	1:21.726	18.224	55.806	1:28.147

Clerk of the Course

Orbits

Sig : Time :

Chief Timekeeper : Ian Sharp (SMART Timing)

Results available at [www.speedhive.com](http://www.speedhive.com) and [www.smart-timing.co.uk](http://www.smart-timing.co.uk)

Printed: 10/07/2017 18:05:40





# Super Lap Scotland - Round 4

## Super Lap Scotland

## Knockhill 1.267 miles

### Practice - Group 2

### 09/07/2017 12:00

### Practice (12:00 Time) started at 12:17:54



Lap	Time of Day	Lap Tm	S1	S2	S3	S3Spd	SFSpd
<b>(28) Craig MENZIES</b>							
1	12:19:25.487			34.168	23.684	58.001	89.002
2	12:20:35.472	1:09.985	23.846	26.581	19.558	89.358	93.335
3	12:21:42.585	1:07.113	21.730	25.714	19.669	102.454	96.281
4	12:22:47.252	1:04.667	21.256	24.815	18.596	103.721	95.868
5	12:23:51.456	1:04.204	21.127	24.658	18.419	104.043	95.053
6	12:24:56.138	1:04.682	21.351	24.737	18.594	104.043	95.459
7	12:25:59.640	1:03.502	20.839	24.709	17.954	103.402	95.731
8	12:27:03.770	1:04.130	20.976	24.748	18.406	100.460	94.518
9	12:28:07.732	1:03.962	21.086	24.602	18.274	103.882	96.836
10	12:29:32.445	1:24.713	26.150	35.726	22.837	58.354	96.005
11	12:30:36.836	1:04.391	21.250	24.515	18.626	103.721	94.785
<b>(131) Keith COWIE</b>							
1	12:19:59.818			38.965	27.058	41.322	72.785
2	12:21:19.061	1:19.243	23.910	32.466	22.867	56.063	100.914
3	12:22:26.653	1:07.592	21.555	26.817	19.220	99.272	99.419
4	12:23:32.041	1:05.388	21.903	25.095	18.390	108.588	99.125
5	12:24:36.688	1:04.647	21.516	24.708	18.423	109.118	97.824
6	12:25:41.029	1:04.341	21.011	25.068	18.262	105.848	98.688
7	12:26:56.560	1:15.531	22.061	27.546	25.924	91.928	29.773
8	12:29:36.488	2:39.928	1:55.501	26.058	18.369	106.015	99.125
9	12:30:40.017	1:03.529	20.934	24.536	18.059	108.064	97.967
<b>(34) Blair McCONACHIE</b>							
1	12:19:57.876			39.071	26.264	41.070	93.988
2	12:21:25.939	1:28.063	23.409	38.245	26.409	68.338	94.919
3	12:22:31.105	1:05.166	21.142	25.188	18.836	99.272	96.419
4	12:23:41.518	1:10.413	26.138	25.622	18.653	101.524	98.398
5	12:24:46.966	1:05.448	21.680	25.181	18.587	102.142	99.125
6	12:25:52.940	1:05.974	21.581	25.698	18.695	100.310	97.824
7	12:26:57.766	1:04.826	21.460	25.115	18.251	102.142	98.833
8	12:28:02.364	1:04.598	20.785	25.238	18.575	103.084	97.257
9	12:29:08.106	1:05.742	21.130	26.249	18.363	101.678	98.688
10	12:30:12.495	1:04.389	20.986	25.109	18.294	102.768	88.068
<b>(5) Paul TOMLINSON</b>							
1	12:19:37.360			36.151	28.449	46.441	63.669
2	12:20:50.023	1:12.663	25.190	27.175	20.298	102.142	86.702
3	12:21:57.898	1:07.875	22.262	25.706	19.907	104.856	92.054
4	12:23:03.934	1:06.036	22.094	25.138	18.804	105.349	93.857
5	12:24:19.059	1:15.125	27.024	29.075	19.026	103.882	93.857
6	12:25:26.924	1:07.865	21.808	25.157	20.900	104.692	41.297
7	12:27:20.875	1:53.951	1:08.973	26.149	18.829	104.856	93.076
8	12:28:25.750	1:04.875	21.300	24.908	18.667	106.689	93.726
9	12:29:31.464	1:05.714	21.769	25.205	18.740	105.349	94.651
10	12:30:55.234	1:23.770	22.864	33.979	26.927	60.512	36.274
<b>(77) Ian BONTHRONE</b>							
1	12:19:11.114			28.360	20.202	98.111	93.726
2	12:20:19.088	1:07.974	21.765	25.621	20.588	102.768	90.442
3	12:21:26.967	1:07.879	21.779	25.258	20.842	101.832	94.385
4	12:22:32.909	1:05.942	21.182	25.009	19.751	101.987	91.677
5	12:23:39.980	1:07.071	22.325	25.312	19.434	101.832	93.205
6	12:24:45.942	1:05.962	21.244	25.241	19.477	101.987	94.385
7	12:25:51.891	1:05.949	21.292	25.406	19.251	101.832	94.785
8	12:26:56.917	1:05.026	21.112	25.056	18.858	102.611	94.120
9	12:28:07.966	1:11.049	22.560	24.919	23.570	102.611	32.672
10	12:30:51.725	2:43.759	1:56.916	25.140	21.703	101.524	42.047
<b>(78) David RYBOWSKI</b>							
1	12:19:40.319				26.383	58.609	72.627
2	12:21:01.672	1:21.353			24.741	54.961	91.552
3	12:22:09.074	1:07.402			18.986	99.863	91.179
4	12:23:21.314	1:12.240			20.498	88.416	80.853
5	12:24:37.260	1:15.946			22.118	86.368	79.700
6	12:25:58.416	1:21.156			23.335	61.737	69.326
7	12:27:15.284	1:16.868			21.740	68.899	92.818
8	12:28:21.445	1:06.161			18.687	100.161	91.677
9	12:29:36.452	1:15.007			22.373	64.901	72.236
10	12:31:01.224	1:24.772			29.429	61.007	29.959
<b>(10) Jack REID</b>							

Lap	Time of Day	Lap Tm	S1	S2	S3	S3Spd	SFSpd
1	12:19:43.321			36.267	25.683	52.183	95.188
2	12:20:54.663	1:11.342	25.389	26.369	19.584	103.242	96.281
3	12:22:00.950	1:06.287	21.748	25.632	18.907	105.020	96.836
4	12:23:07.183	1:06.233	21.926	25.389	18.918	104.366	95.868
5	12:24:16.826	1:09.643	22.518	27.275	19.850	104.366	69.614
6	12:25:38.759	1:21.933	25.228	31.951	24.754	49.894	64.589
7	12:27:06.510	1:27.751	27.498	31.613	28.640	51.861	25.930
<b>(21) Marc IRVINE</b>							
1	12:19:36.574			37.005	24.879	49.526	86.702
2	12:20:47.577	1:11.003	22.510	27.581	20.912	92.562	87.608
3	12:22:00.048	1:12.471	21.763	26.592	24.116	91.055	30.407
4	12:25:15.512	3:15.464	2:28.034	26.789	20.641	96.281	87.608
5	12:26:21.828	1:06.316	21.082	25.964	19.270	96.976	88.532
6	12:27:40.972	1:19.144	22.053	32.735	24.356	51.741	87.266
7	12:28:48.196	1:07.224	21.934	26.242	19.048	96.419	88.884
8	12:29:54.530	1:06.334	21.264	26.159	18.911	99.125	88.884
<b>(23) Andrew COWIE</b>							
1	12:19:33.912			37.358	26.682	48.418	67.717
2	12:20:46.473	1:12.561			20.289	92.690	87.266
3	12:21:54.254	1:07.781			19.668	94.785	90.320
4	12:23:00.832	1:06.578			19.544	97.967	90.686
5	12:24:07.488	1:06.656			19.653	97.824	88.416
6	12:25:16.431	1:08.943			20.772	97.257	79.890
7	12:26:26.969	1:10.538	23.311	26.563	20.664	95.323	89.358
8	12:27:38.729	1:11.760			22.195	77.402	74.316
9	12:28:52.772	1:14.043			23.249	69.977	68.899
10	12:30:06.236	1:13.464	24.406	26.470	22.588	91.427	35.753
<b>(73) Robert DAVEY</b>							
1	12:19:17.533			30.552	22.019	74.981	87.380
2	12:20:30.985	1:13.452	24.505	27.753	21.194	94.919	88.767
3	12:21:45.001	1:14.016	24.133	29.150	20.733	81.343	89.596
4	12:22:57.197	1:12.196	24.112	28.194	19.890	92.562	89.477
5	12:24:09.378	1:12.181	22.705	29.078	20.398	82.341	88.299
6	12:25:19.375	1:09.997	23.514	26.975	19.508	94.785	88.532
7	12:26:38.377	1:19.002	25.668	29.370	23.964	79.890	86.927
8	12:27:47.605	1:09.228	23.140	26.779	19.309	95.053	89.716
9	12:28:55.826	1:08.221	22.591	26.312	19.318	96.836	87.952
10	12:30:05.393	1:09.567	23.282	26.619	19.666	96.005	87.040
<b>(52) Keith BOYD</b>							
1	12:19:48.528			34.428	29.095	52.716	60.403
2	12:21:07.910	1:19.382	27.091	29.277	23.014	79.700	79.700
3	12:22:19.851	1:11.941	23.414	27.452	21.075	87.153	79.700
4	12:23:31.146	1:11.295	23.059	27.210	21.026	87.952	80.272
5	12:24:46.349	1:15.203	23.774	27.924	23.505	83.780	62.894
6	12:26:10.650	1:24.301	25.728	31.920	26.653	69.112	35.469
7	12:28:40.584	2:29.934	1:40.475	28.327	21.132	85.815	79.323
8	12:29:51.147	1:10.563	22.816	27.029	20.718	87.722	80.561
9	12:31:01.652	1:10.505	22.675	26.995	20.835	86.368	78.305
<b>(42) Alex MILNE</b>							
1	12:19:15.140			31.389	21.742	85.379	91.427
2	12:20:29.265	1:14.125	24.312	29.081	20.732	89.957	96.005
3	12:21:43.451	1:14.186	23.748	28.593	21.845	92.435	86.479
4	12:23:01.582	1:18.131	24.870	30.178	23.083	80.465	81.343
5	12:24:22.643	1:21.061	27.079	32.785	21.197	83.989	91.303
6	12:25:36.148	1:13.505	24.364	28.432	20.709	86.146	97.399
7	12:26:53.939	1:17.791	23.631	27.270	26.890	94.919	36.731
8	12:30:15.567	3:21.628	2:30.804	29.509	21.315	67.445	85.162
<b>(9) Steven ARKLEY</b>							
1	12:19:50.366				26.837	54.032	66.246
2	12:21:10.545	1:20.179			20.362	88.068	93.988
3	12:22:28.257	1:17.712			23.404	87.494	75.233
4	12:23:50.892	1:22.635			21.224	84.200	91.677
5	12:25:07.448	1:16.556			20.674	86.368	94.120
6	12:26:29.150	1:21.702			25.482	65.727	42.259
<b>(3) Jean-Luc CARTWRIGHT</b>							
1	12:19:42.141			35.088	26.745	56.063	81.146
2	12:21:10.288	1:28.147	29.733	31.651	26.763	71.089	38.064

Clerk of the Course

Sig : \_\_\_\_\_ Time : \_\_\_\_\_  
 Chief Timekeeper : Ian Sharp (SMART Timing)  
 Results available at [www.speedhive.com](http://www.speedhive.com) and [www.smart-timing.co.uk](http://www.smart-timing.co.uk)  
 Printed: 10/07/2017 18



Bulletin No. \_\_\_\_\_

# Super Lap Scotland - Round 4

Super Lap Scotland Knockhill 1.267 miles

Practice - Group 2 09/07/2017 12:00

Practice (12:00 Time) started at 12:17:54

Lap	Time of Day	Lap Tm	S1	S2	S3	S3Spd	SFSpd	Lap	Time of Day	Lap Tm	S1	S2	S3	S3Spd	SFSpd
3	12:25:17.812	4:07.524	3:11.263	30.911	25.350	81.343	69.041								
4	12:26:39.538	1:21.726	26.339	29.774	25.613	80.561	41.019								

Clerk of the Course Orbits

Sig : Time :  
 Chief Timekeeper : Ian Sharp (SMART Timing)  
 Results available at [www.speedhive.com](http://www.speedhive.com) and [www.smart-timing.co.uk](http://www.smart-timing.co.uk)  
 Printed: 10/07/2017 18:05:54





Bulletin No. \_\_\_\_\_

# Super Lap Scotland - Round 4

Sorted on best lap time

Super Lap Scotland

Knockhill 1.267 miles

Practice - Group 3

09/07/2017 12:20

Practice (12:00 Time) started at 12:33:05


Pos	No.	Name	Make/Model	Class Code	Laps	Best Tm	Diff	Best Speed	2nd Best
1	33	Ross HOWIE	Mitsubishi Evo 8	SLS-P	10	58.538		77.912	1:02.040
2	0	Andrew FORREST	Subaru Impreza Type RA	Guest	8	59.096	0.558	77.177	1:00.488
3	51	Colin DORWARD	Mitsubishi Evo 5	SLS-P	7	59.641	1.103	76.472	59.988
4	55	Adam KINDNESS	Subaru Impreza STi Type R	SLS-B	7	1:00.268	1.730	75.676	1:00.645
5	46	George RIGBY	Subaru Impreza Spec-C	SLS-B	8	1:00.565	2.027	75.305	1:02.482
6	62	Paul RANKIN	Subaru Impreza RB320	SLS-P	6	1:01.293	2.755	74.410	1:04.867
7	44	Steven JEFFERIES	Mitsubishi Evo VI	SLS-A	11	1:02.013	3.475	73.547	1:02.345
8	32	John STEVENSON	Subaru Impreza	SLS-A	9	1:02.467	3.929	73.012	1:03.195
9	29	Archie BAIN	Subaru Impreza Type RA	SLS-A	8	1:02.672	4.134	72.773	1:02.962
10	7	David LONG	Caterham R400	SLS-P	11	1:03.182	4.644	72.186	1:04.209

Clerk of the Course

Orbits

Sig : Time :  
Chief Timekeeper : Ian Sharp (SMART Timing)

Results available at [www.speedhive.com](http://www.speedhive.com) and [www.smart-timing.co.uk](http://www.smart-timing.co.uk)



# Super Lap Scotland - Round 4

Super Lap Scotland

Knockhill 1.267 miles

Practice - Group 3

09/07/2017 12:20

Practice (12:00 Time) started at 12:33:05

Lap	Time of Day	Lap Tm	S1	S2	S3	S3Spd	SFSpd
<b>(33) Ross HOWIE</b>							
1	12:34:42.105				23.399	66.575	91.802
2	12:35:52.186	<b>1:10.081</b>			19.285	83.780	124.504
3	12:36:56.853	<b>1:04.667</b>			17.419	106.859	122.459
4	12:38:00.318	<b>1:03.465</b>			17.843	114.714	116.103
5	12:39:02.358	<b>1:02.040</b>			17.726	102.768	<b>126.618</b>
6	12:40:06.670	<b>1:04.312</b>			16.805	113.549	125.670
7	12:41:05.208	<b>58.538</b>			<b>15.941</b>	<b>129.802</b>	122.908
8	12:42:14.935	<b>1:09.727</b>			21.531	81.839	87.380
9	12:43:20.055	<b>1:05.120</b>			17.040	107.544	124.735
10	12:44:31.581	<b>1:11.526</b>			22.671	100.011	41.044

<b>(0) Andrew FORREST</b>							
1	12:34:45.861				20.319	<b>96.419</b>	111.474
2	12:35:51.729	<b>1:05.868</b>			18.752	115.903	115.903
3	12:36:54.725	<b>1:02.996</b>			17.663	<b>120.265</b>	120.265
4	12:37:55.213	<b>1:00.488</b>			17.626	119.621	119.621
5	12:38:54.309	<b>59.096</b>			<b>16.957</b>	118.565	118.565
6	12:40:28.393	<b>1:34.084</b>			30.718	52.062	22.104
7	12:44:02.977	<b>3:34.584</b>			18.354	85.487	111.846
8	12:45:40.342	<b>1:37.365</b>			30.978	53.345	23.522

<b>(51) Colin DORWARD</b>							
1	12:34:34.664			33.652	21.093	80.272	107.544
2	12:35:38.954	<b>1:04.290</b>	21.920	24.626	17.744	115.903	110.374
3	12:36:39.544	<b>1:00.590</b>	19.500	23.574	17.516	114.714	108.764
4	12:37:39.698	<b>1:00.154</b>	19.599	23.513	17.042	116.506	110.193
5	12:38:39.339	<b>59.641</b>	<b>19.439</b>	<b>23.086</b>	17.116	<b>118.775</b>	109.296
6	12:39:39.327	<b>59.988</b>	19.889	23.310	<b>16.789</b>	118.565	<b>110.556</b>
7	12:40:57.956	<b>1:18.629</b>	21.828	30.947	25.854	72.081	31.388

<b>(55) Adam KINDNESS</b>							
1	12:34:29.409			32.407	23.003	60.403	102.768
2	12:35:31.435	<b>1:02.026</b>	20.532	23.719	17.775	109.118	100.762
3	12:36:31.703	<b>1:00.268</b>	<b>19.922</b>	<b>23.037</b>	<b>17.309</b>	109.653	<b>104.692</b>
4	12:38:00.798	<b>1:29.095</b>	23.020	35.423	30.652	53.772	30.379
5	12:42:48.097	<b>4:47.299</b>	4:00.113	26.001	21.185	80.272	101.678
6	12:43:48.742	<b>1:00.645</b>	19.936	23.212	17.497	<b>110.556</b>	103.882
7	12:45:06.815	<b>1:18.073</b>	24.939	28.361	24.773	68.547	32.928

<b>(46) George RIGBY</b>							
1	12:34:37.933			36.293	23.338	53.988	101.371
2	12:35:47.067	<b>1:09.134</b>	22.463	27.321	19.350	98.398	105.184
3	12:36:51.442	<b>1:04.375</b>	21.362	25.289	17.724	110.193	106.351
4	12:38:08.117	<b>1:16.675</b>	23.868	30.652	22.155	93.726	41.322
5	12:41:44.382	<b>3:36.265</b>	2:48.343	28.177	19.745	82.442	<b>107.201</b>
6	12:42:46.864	<b>1:02.482</b>	<b>20.340</b>	<b>24.661</b>	17.481	107.201	106.015
7	12:43:47.429	<b>1:00.565</b>			<b>17.265</b>	<b>113.935</b>	105.515
8	12:45:05.438	<b>1:18.009</b>	29.406		24.706	72.004	37.117

<b>(62) Paul RANKIN</b>							
1	12:34:39.322			33.010	22.827	62.252	113.166
2	12:35:48.984	<b>1:09.662</b>	22.838	28.048	18.776	90.809	118.985
3	12:36:55.161	<b>1:06.177</b>	21.824	26.920	<b>17.433</b>	108.764	125.905
4	12:38:00.028	<b>1:04.867</b>	21.678	24.989	18.200	<b>112.408</b>	116.103
5	12:39:01.321	<b>1:01.293</b>	<b>19.736</b>	<b>23.852</b>	17.705	103.882	<b>127.339</b>
6	12:40:31.513	<b>1:30.192</b>	21.528	36.350	32.314	54.515	15.023

<b>(44) Steven JEFFERIES</b>							
1	12:34:50.819			29.532	22.304	84.518	93.726
2	12:36:01.378	<b>1:10.559</b>	23.645	28.093	18.821	100.011	104.204
3	12:37:07.100	<b>1:05.722</b>	21.786	25.644	18.292	105.848	105.020
4	12:38:11.509	<b>1:04.409</b>	21.182	24.845	18.382	107.030	105.515
5	12:39:15.487	<b>1:03.978</b>	21.104	24.818	18.056	108.941	105.848
6	12:40:21.033	<b>1:05.546</b>	20.953	24.613	19.980	90.932	104.692
7	12:41:24.088	<b>1:03.055</b>	20.867	24.252	17.936	111.474	106.689
8	12:42:26.463	<b>1:02.375</b>	20.580	<b>24.164</b>	17.631	112.786	107.717
9	12:43:28.476	<b>1:02.013</b>	<b>20.277</b>	24.287	17.449	<b>113.935</b>	107.372
10	12:44:30.821	<b>1:02.345</b>	20.497	24.440	<b>17.408</b>	112.033	<b>108.413</b>
11	12:45:47.069	<b>1:16.248</b>	23.095	26.391	26.762	113.166	24.192

<b>(32) John STEVENSON</b>							
1	12:34:38.615			34.388	23.291	59.022	107.717

Clerk of the Course

Sig : \_\_\_\_\_ Time : \_\_\_\_\_  
Chief Timekeeper : Ian Sharp (SMART Timing)

Results available at [www.speedhive.com](http://www.speedhive.com) and [www.smart-timing.co.uk](http://www.smart-timing.co.uk)

Printed: 10/07/2017 18:06:25





# Super Lap Scotland - Round 4

Sorted on best lap time

Super Lap Scotland

Knockhill 1.267 miles

Practice - Overall

09/07/2017 11:40

Practice (15:00 Time) started at 11:54:14

Pos	No.	Name	Make/Model	Class Code	Laps	Best Tm	Diff	Best Speed	2nd Best
1	33	Ross HOWIE	Mitsubishi Evo 8	SLS-P	10	58.538		77.912	1:02.040
2	0	Andrew FORREST	Subaru Impreza Type RA	Guest	8	59.096	0.558	77.177	1:00.488
3	51	Colin DORWARD	Mitsubishi Evo 5	SLS-P	7	59.641	1.103	76.472	59.988
4	55	Adam KINDNESS	Subaru Impreza STi Type R	SLS-B	7	1:00.268	1.730	75.676	1:00.645
5	46	George RIGBY	Subaru Impreza Spec-C	SLS-B	8	1:00.565	2.027	75.305	1:02.482
6	31	Stephen MacFARLANE	Subaru Impreza	SLS-E	9	1:00.670	2.132	75.175	1:00.682
7	43	Stuart BUCHAN	Renault Clio 172 Cup	SLS-E	12	1:01.006	2.468	74.761	1:01.300
8	83	Fraser JAMIESON	Renault Clio 172 Ph1	SLS-E	8	1:01.138	2.600	74.599	1:01.472
9	62	Paul RANKIN	Subaru Impreza RB320	SLS-P	6	1:01.293	2.755	74.410	1:04.867
10	54	Steven McNAB	Renault Clio	SLS-E	8	1:01.776	3.238	73.829	1:02.474
11	6	Michael FOSTER	Renault Clio 172	SLS-E	8	1:01.847	3.309	73.744	1:02.936
12	44	Steven JEFFERIES	Mitsubishi Evo VI	SLS-A	11	1:02.013	3.475	73.547	1:02.345
13	103	Stuart ROBERTSON	Renault Clio	SLS-E	6	1:02.163	3.625	73.369	1:02.631
14	67	Marshall WISHART	Mazda RX8	SLS-F	8	1:02.318	3.780	73.187	1:02.907
15	12	James McELENY	Subaru Impreza	SLS-E	9	1:02.434	3.896	73.051	1:02.440
16	32	John STEVENSON	Subaru Impreza	SLS-A	9	1:02.467	3.929	73.012	1:03.195
17	29	Archie BAIN	Subaru Impreza Type RA	SLS-A	8	1:02.672	4.134	72.773	1:02.962
18	53	Jamie GOUDIE	Mazda MX5	SLS-E	9	1:02.756	4.218	72.676	1:03.299
19	7	David LONG	Caterham R400	SLS-P	11	1:03.182	4.644	72.186	1:04.209
20	28	Craig MENZIES	Lotus Exige	SLS-C	12	1:03.502	4.964	71.822	1:03.962
21	131	Keith COWIE	Seat Leon Supercopa	SLS-C	10	1:03.529	4.991	71.791	1:04.341
22	94	Jonathan SCRIMGEOUR	Vauxhall Astra VXR	SLS-E	10	1:03.563	5.025	71.753	1:03.614
23	81	Ian PITMAN	Mini Cooper S JCW	SLS-E	9	1:03.762	5.224	71.529	1:04.495
24	34	Blair McCONACHIE	Caterham Superlight R	SLS-C	11	1:04.389	5.851	70.833	1:04.598
25	5	Paul TOMLINSON	Subaru Impreza	SLS-C	10	1:04.875	6.337	70.302	1:05.714
26	48	Colin DUTHIE	Audi A3 3.2	SLS-F	9	1:04.984	6.446	70.184	1:06.303
27	77	Ian BONTHRONE	BMW E46 M3	SLS-D	10	1:05.026	6.488	70.139	1:05.942
28	88	Martin BROWN	Subaru Impreza WRX	SLS-F	10	1:05.154	6.616	70.001	1:05.272
29	78	David RYBOWSKI	Subaru Impreza WRX	SLS-D	10	1:06.161	7.623	68.935	1:07.402
30	10	Jack REID	Mercedes A45 AMG	SLS-D	7	1:06.233	7.695	68.861	1:06.287
31	21	Marc IRVINE	Ford Focus ST	SLS-D	9	1:06.316	7.778	68.774	1:06.334
32	23	Andrew COWIE	Subaru Impreza	SLS-D	10	1:06.578	8.040	68.504	1:06.656
33	56	Ian BIAGI	BMC Mini Clubman	SLS-E	8	1:06.778	8.240	68.299	1:06.820
34	73	Robert DAVEY	Lotus Elise S220 Cup	SLS-D	11	1:08.221	9.683	66.854	1:09.228
35	52	Keith BOYD	Honda Civic	SLS-B	10	1:10.505	11.967	64.688	1:10.563
36	42	Alex MILNE	Audi TTRS Plus	SLS-D	9	1:13.505	14.967	62.048	1:14.125
37	9	Steven ARKLEY	Westfield Megabus	SLS-C	6	1:16.556	18.018	59.575	1:17.712
38	3	Jean-Luc CARTWRIGHT	Lexus IS-F	SLS-D	4	1:21.726	23.188	55.806	1:28.147
39	132	Suzanne BUIST	Mini Cooper S	SLS-F	2	8:46.253	7:47.715	8.667	-
40	41	Neil METHVEN	Renault Clio 182	SLS-F	1	-	-	-	-

Clerk of the Course

Sig : Time :  
Chief Timekeeper : Ian Sharp (SMART Timing)

Results available at [www.speedhive.com](http://www.speedhive.com) and [www.smart-timing.co.uk](http://www.smart-timing.co.uk)

Printed: 10/07/2017 17:58:57

Orbits





# Super Lap Scotland - Round 4

Sorted on best lap time

Super Lap Scotland

Knockhill 1.267 miles

Practice - Overall

09/07/2017 11:40

Practice (15:00 Time) started at 11:54:14

Pos	No.	Name	Make/Model	Class Code	Laps	Best Tm	Diff	Best Speed	2nd Best
-----	-----	------	------------	------------	------	---------	------	------------	----------

## Guest

1	0	Andrew FORREST	Subaru Impreza Type RA	Guest	8	59.096		77.177	1:00.488
---	---	----------------	------------------------	-------	---	--------	--	--------	----------

## Super Lap Scotland (A)

1	44	Steven JEFFERIES	Mitsubishi Evo VI	SLS-A	11	1:02.013		73.547	1:02.345
2	32	John STEVENSON	Subaru Impreza	SLS-A	9	1:02.467	0.454	73.012	1:03.195
3	29	Archie BAIN	Subaru Impreza Type RA	SLS-A	8	1:02.672	0.659	72.773	1:02.962

## Super Lap Scotland (B)

1	55	Adam KINDNESS	Subaru Impreza STi Type R	SLS-B	7	1:00.268		75.676	1:00.645
2	46	George RIGBY	Subaru Impreza Spec-C	SLS-B	8	1:00.565	0.297	75.305	1:02.482
3	52	Keith BOYD	Honda Civic	SLS-B	10	1:10.505	10.237	64.688	1:10.563

## Super Lap Scotland (C)

1	28	Craig MENZIES	Lotus Exige	SLS-C	12	1:03.502		71.822	1:03.962
2	131	Keith COWIE	Seat Leon Supercopa	SLS-C	10	1:03.529	0.027	71.791	1:04.341
3	34	Blair McCONACHIE	Caterham Superlight R	SLS-C	11	1:04.389	0.887	70.833	1:04.598
4	5	Paul TOMLINSON	Subaru Impreza	SLS-C	10	1:04.875	1.373	70.302	1:05.714
5	9	Steven ARKLEY	Westfield Megabusa	SLS-C	6	1:16.556	13.054	59.575	1:17.712

## Super Lap Scotland (D)

1	77	Ian BONTHRONE	BMW E46 M3	SLS-D	10	1:05.026		70.139	1:05.942
2	78	David RYBOWSKI	Subaru Impreza WRX	SLS-D	10	1:06.161	1.135	68.935	1:07.402
3	10	Jack REID	Mercedes A45 AMG	SLS-D	7	1:06.233	1.207	68.861	1:06.287
4	21	Marc IRVINE	Ford Focus ST	SLS-D	9	1:06.316	1.290	68.774	1:06.334
5	23	Andrew COWIE	Subaru Impreza	SLS-D	10	1:06.578	1.552	68.504	1:06.656
6	73	Robert DAVEY	Lotus Elise S220 Cup	SLS-D	11	1:08.221	3.195	66.854	1:09.228
7	42	Alex MILNE	Audi TTRS Plus	SLS-D	9	1:13.505	8.479	62.048	1:14.125
8	3	Jean-Luc CARTWRIGHT	Lexus IS-F	SLS-D	4	1:21.726	16.700	55.806	1:28.147


## Super Lap Scotland (E)

1	31	Stephen MacFARLANE	Subaru Impreza	SLS-E	9	1:00.670		75.175	1:00.682
2	43	Stuart BUCHAN	Renault Clio 172 Cup	SLS-E	12	1:01.006	0.336	74.761	1:01.300
3	83	Fraser JAMIESON	Renault Clio 172 Ph1	SLS-E	8	1:01.138	0.468	74.599	1:01.472
4	54	Steven McNAB	Renault Clio	SLS-E	8	1:01.776	1.106	73.829	1:02.474
5	6	Michael FOSTER	Renault Clio 172	SLS-E	8	1:01.847	1.177	73.744	1:02.936
6	103	Stuart ROBERTSON	Renault Clio	SLS-E	6	1:02.163	1.493	73.369	1:02.631
7	12	James McELENY	Subaru Impreza	SLS-E	9	1:02.434	1.764	73.051	1:02.440
8	53	Jamie GOUDIE	Mazda MX5	SLS-E	9	1:02.756	2.086	72.676	1:03.299
9	94	Jonathan SCRIMGEOUR	Vauxhall Astra VXR	SLS-E	10	1:03.563	2.893	71.753	1:03.614
10	81	Ian PITMAN	Mini Cooper S JCW	SLS-E	9	1:03.762	3.092	71.529	1:04.495
11	56	Ian BIAGI	BMC Mini Clubman	SLS-E	8	1:06.778	6.108	68.299	1:06.820

## Clerk of the Course

Sig : \_\_\_\_\_ Time : \_\_\_\_\_  
 Chief Timekeeper : Ian Sharp (SMART Timing)  
 Results available at [www.speedhive.com](http://www.speedhive.com) and [www.smart-timing.co.uk](http://www.smart-timing.co.uk)

## Orbits







Bulletin No. \_\_\_\_\_

# Super Lap Scotland - Round 4

Sorted on best lap time

Super Lap Scotland

Knockhill 1.267 miles

Practice - Overall

09/07/2017 11:40

Practice (15:00 Time) started at 11:54:14

Pos	No.	Name	Make/Model	Class Code	Laps	Best Tm	Diff	Best Speed	2nd Best
<b>Super Lap Scotland (F)</b>									
1	67	Marshall WISHART	Mazda RX8	SLS-F	8	1:02.318		73.187	1:02.907
2	48	Colin DUTHIE	Audi A3 3.2	SLS-F	9	1:04.984	2.666	70.184	1:06.303
3	88	Martin BROWN	Subaru Impreza WRX	SLS-F	10	1:05.154	2.836	70.001	1:05.272
4	132	Suzanne BUIST	Mini Cooper S	SLS-F	2	8:46.253	7:43.935	8.667	
5	41	Neil METHVEN	Renault Clio 182	SLS-F	1			-	
<b>Super Lap Scotland (Pro)</b>									
1	33	Ross HOWIE	Mitsubishi Evo 8	SLS-P	10	58.538		77.912	1:02.040
2	51	Colin DORWARD	Mitsubishi Evo 5	SLS-P	7	59.641	1.103	76.472	59.988
3	62	Paul RANKIN	Subaru Impreza RB320	SLS-P	6	1:01.293	2.755	74.410	1:04.867
4	7	David LONG	Caterham R400	SLS-P	11	1:03.182	4.644	72.186	1:04.209

Clerk of the Course

Orbits

Sig : Time :  
Chief Timekeeper : Ian Sharp (SMART Timing)

Results available at [www.speedhive.com](http://www.speedhive.com) and [www.smart-timing.co.uk](http://www.smart-timing.co.uk)





Bulletin No. \_\_\_\_\_

# Super Lap Scotland - Round 4

Sorted on best lap time

Super Lap Scotland

Knockhill 1.267 miles

Qualifying - Group 1

09/07/2017 13:40

Practice (15:00 Time) started at 13:44:42

Pos	No.	Name	Make/Model	Class Code	Laps	Best Tm	Diff	Best Speed	2nd Best
1	31	Stephen MacFARLANE	Subaru Impreza	SLS-E	6	1:04.249		70.987	1:05.315
2	54	Steven McNAB	Renault Clio	SLS-E	12	1:05.014	0.765	70.152	1:05.123
3	43	Stuart BUCHAN	Renault Clio 172 Cup	SLS-E	13	1:05.178	0.929	69.975	1:05.251
4	83	Fraser JAMIESON	Renault Clio 172 Ph1	SLS-E	13	1:05.366	1.117	69.774	1:05.472
5	103	Stuart ROBERTSON	Renault Clio	SLS-E	10	1:05.760	1.511	69.356	1:06.235
6	6	Michael FOSTER	Renault Clio 172	SLS-E	11	1:05.944	1.695	69.162	1:05.953
7	94	Jonathan SCRIMGEOUR	Vauxhall Astra VXR	SLS-E	9	1:07.005	2.756	68.067	1:07.130
8	67	Marshall WISHART	Mazda RX8	SLS-F	10	1:08.007	3.758	67.064	1:08.627
9	81	Ian PITMAN	Mini Cooper S JCW	SLS-E	10	1:08.233	3.984	66.842	1:08.860
10	48	Colin DUTHIE	Audi A3 3.2	SLS-F	12	1:08.639	4.390	66.447	1:08.779
11	53	Jamie GOUDIE	Mazda MX5	SLS-E	11	1:09.242	4.993	65.868	1:09.453
12	41	Neil METHVEN	Renault Clio 182	SLS-F	6	1:09.390	5.141	65.728	1:09.396
13	88	Martin BROWN	Subaru Impreza WRX	SLS-F	11	1:09.395	5.146	65.723	1:09.671
14	56	Ian BIAGI	BMC Mini Clubman	SLS-E	10	1:11.479	7.230	63.807	1:12.714
15	132	Suzanne BUIST	Mini Cooper S	SLS-F	5	1:13.795	9.546	61.804	1:14.685
16	12	James McELENY	Subaru Impreza	SLS-E	2	1:15.949	11.700	60.051	

Clerk of the Course

Sig : Time :  
Chief Timekeeper : Ian Sharp (SMART Timing)

Results available at [www.speedhive.com](http://www.speedhive.com) and [www.smart-timing.co.uk](http://www.smart-timing.co.uk)

Printed: 10/07/2017 18:06:38



Orbits



# Super Lap Scotland - Round 4

## Super Lap Scotland

Knockhill 1.267 miles

### Qualifying - Group 1

09/07/2017 13:40

Practice (15:00 Time) started at 13:44:42

Lap	Time of Day	Lap Tm	S1	S2	S3	S3Spd	SFSpd
<b>(31) Stephen MacFARLANE</b>							
1	13:46:19.032			33.193	27.613	55.278	88.767
2	13:47:24.347	<b>1:05.315</b>	21.380	24.930	19.005	98.543	90.320
3	13:48:28.596	<b>1:04.249</b>	<b>20.857</b>	<b>24.831</b>	<b>18.561</b>	<b>100.161</b>	<b>90.686</b>
4	13:49:52.376	<b>1:23.780</b>	26.349	31.219	26.212	64.341	55.970
5	13:51:11.934	<b>1:19.558</b>	27.897	31.937	19.724	84.306	88.183
6	13:52:32.965	<b>1:21.031</b>	21.003	26.610	33.418	72.864	30.120

<b>(54) Steven McNAB</b>							
1	13:47:03.077				22.393	77.047	83.675
2	13:48:14.555	<b>1:11.478</b>			19.766	92.818	86.814
3	13:49:21.946	<b>1:07.391</b>			19.290	93.857	87.153
4	13:50:27.754	<b>1:05.808</b>			19.127	94.651	87.380
5	13:51:35.963	<b>1:08.209</b>			19.021	94.518	87.266
6	13:58:13.711	<b>5:27.587</b>			20.791	91.677	74.152
7	13:59:22.841	<b>1:09.130</b>			19.118	94.651	86.702
8	14:00:27.964	<b>1:05.123</b>			18.928	95.188	<b>88.299</b>
9	14:01:32.978	<b>1:05.014</b>			18.993	<b>96.143</b>	87.722
10	14:02:40.460	<b>1:07.482</b>			<b>18.898</b>	95.459	87.608
11	14:03:46.473	<b>1:06.013</b>			19.049	94.385	88.068
12	14:04:52.348	<b>1:05.875</b>			18.928	95.188	87.837

<b>(43) Stuart BUCHAN</b>							
1	13:46:25.898			28.304	21.571	80.561	83.989
2	13:47:40.805	<b>1:14.907</b>	22.974	30.893	21.040	74.234	<b>86.814</b>
3	13:48:52.202	<b>1:11.397</b>	23.418	26.869	21.110	85.270	85.815
4	13:49:58.661	<b>1:06.459</b>	21.662	25.323	19.474	95.459	85.706
5	13:51:04.277	<b>1:05.616</b>	21.297	24.844	19.475	96.005	85.379
6	13:52:09.528	<b>1:05.251</b>	21.223	<b>24.469</b>	19.559	95.323	85.925
7	13:58:08.715	<b>4:33.790</b>		26.211	20.706	89.239	85.925
8	13:59:14.151	<b>1:05.436</b>		25.163	19.330	94.518	85.162
9	14:00:19.476	<b>1:05.325</b>	21.122	24.835	19.368	95.595	85.379
10	14:01:28.247	<b>1:08.771</b>	22.472	26.799	19.500	93.595	85.487
11	14:02:33.782	<b>1:05.535</b>	21.347	24.829	19.359	94.919	85.596
12	14:03:43.930	<b>1:10.148</b>	22.957	27.123	20.068	95.459	85.487
13	14:04:49.108	<b>1:05.178</b>	<b>21.078</b>	24.867	<b>19.233</b>	<b>96.143</b>	86.146

<b>(83) Fraser JAMIESON</b>							
1	13:46:24.067			28.014	21.120	90.809	87.722
2	13:47:37.694	<b>1:13.627</b>	23.444	29.403	20.780	67.377	88.183
3	13:48:44.424	<b>1:06.730</b>	21.871	25.288	19.571	93.335	87.608
4	13:49:51.680	<b>1:07.256</b>	22.267	25.309	19.680	93.335	86.927
5	13:50:57.619	<b>1:05.939</b>	21.382	25.259	19.288	93.988	87.722
6	13:52:19.315	<b>1:21.696</b>	27.540	31.064	23.092	51.423	88.532
7	13:58:13.576	<b>4:28.585</b>		27.230	20.203	92.435	87.380
8	13:59:19.116	<b>1:05.540</b>	21.290	<b>24.787</b>	19.463	93.857	87.153
9	14:00:24.588	<b>1:05.472</b>	21.245	24.955	19.272	93.076	88.416
10	14:01:29.954	<b>1:05.366</b>	<b>21.191</b>	24.859	19.316	93.595	<b>88.649</b>
11	14:02:35.476	<b>1:05.522</b>	21.279	24.904	19.339	<b>94.120</b>	88.068
12	14:03:41.550	<b>1:06.074</b>	21.311	25.341	19.422	92.690	87.494
13	14:04:47.208	<b>1:05.658</b>	21.344	25.090	<b>19.224</b>	93.076	87.380

<b>(103) Stuart ROBERTSON</b>							
1	13:46:33.100			31.720	22.527	60.186	84.095
2	13:47:42.098	<b>1:08.998</b>	22.069	27.620	19.309	92.181	<b>86.702</b>
3	13:48:51.119	<b>1:09.021</b>	21.762	25.445	21.814	72.159	83.467
4	13:50:09.997	<b>1:18.878</b>			26.495	68.060	27.811
5	13:58:35.686	<b>5:03.688</b>		30.919	25.951	68.338	77.491
6	13:59:41.921	<b>1:06.235</b>	21.698	<b>25.119</b>	19.418	92.947	84.946
7	14:00:47.681	<b>1:05.760</b>	<b>20.917</b>	25.711	<b>19.132</b>	94.618	85.706
8	14:01:54.645	<b>1:06.964</b>	21.770	25.580	19.614	94.518	86.146
9	14:03:05.974	<b>1:11.329</b>	21.300	27.915	22.114	65.856	84.625
10	14:04:12.859	<b>1:06.885</b>	22.183	25.225	19.477	<b>96.281</b>	84.306

<b>(6) Michael FOSTER</b>							
1	13:46:13.581			31.219	23.074	81.839	82.849
2	13:47:21.162	<b>1:07.581</b>	21.902	25.437	20.242	92.308	82.139
3	13:48:30.870	<b>1:09.708</b>	21.712	25.390	22.606	93.465	74.730
4	13:49:52.688	<b>1:21.818</b>	25.871	31.982	23.965	65.280	83.467
5	13:50:58.641	<b>1:05.953</b>	21.481	<b>25.087</b>	<b>19.385</b>	<b>93.988</b>	85.270
6	13:52:04.707	<b>1:06.066</b>	21.370	25.136	19.560	92.435	85.270
7	13:58:55.501	<b>5:26.319</b>		25.791	20.030	91.179	84.518
8	14:00:11.511	<b>1:16.010</b>		32.181	20.685	68.130	85.270

9	14:01:17.455	<b>1:05.944</b>	<b>21.330</b>	25.109	19.505	92.308	<b>86.257</b>
10	14:02:31.798	<b>1:14.343</b>	21.627	29.012	23.704	70.491	38.282
11	14:04:58.309	<b>2:26.511</b>	1:41.123	25.834	19.554	91.427	85.706

<b>(94) Jonathan SCRIMGEOUR</b>							
1	13:49:08.263			31.233	20.670	94.518	83.675
2	13:50:22.969	<b>1:14.706</b>	22.516	26.402	25.788	95.053	79.700
3	13:51:38.842	<b>1:15.873</b>	27.915	28.320	19.638	95.459	85.054
4	13:58:22.854	<b>5:31.362</b>		30.503	25.029	58.970	83.780
5	13:59:31.751	<b>1:08.897</b>		26.284	20.622	94.252	83.467
6	14:00:40.556	<b>1:08.805</b>	22.156	26.418	20.321	93.726	83.675
7	14:01:47.686	<b>1:07.130</b>	21.701	<b>25.637</b>	19.792	93.205	84.732
8	14:02:55.034	<b>1:07.348</b>	21.643	26.379	<b>19.326</b>	<b>95.868</b>	<b>85.925</b>
9	14:04:02.039	<b>1:07.005</b>	<b>21.330</b>	26.267	19.408	95.868	85.596

<b>(67) Marshall WISHART</b>							
1	13:46:38.089			31.490	22.634	53.430	78.765
2	13:47:49.300	<b>1:11.211</b>	22.731	27.224	21.256	86.146	77.851
3	13:49:03.218	<b>1:13.918</b>	22.606	29.694	21.618	77.224	77.761
4	13:50:12.347	<b>1:09.129</b>	22.398	26.659	20.072	88.183	78.580
5	13:51:22.708	<b>1:10.361</b>	22.466	27.899	19.996	87.837	80.368
6	13:58:21.268	<b>5:41.763</b>		27.534	21.684	78.123	78.305
7	13:59:30.031	<b>1:08.643</b>		26.402	20.131	87.608	79.043
8	14:00:38.658	<b>1:08.627</b>	21.850	26.677	20.100	88.884	<b>80.755</b>
9	14:01:46.665	<b>1:08.007</b>	21.897	<b>26.208</b>	<b>19.902</b>	<b>89.002</b>	80.561
10	14:03:15.916	<b>1:29.251</b>	24.965	36.178	28.108	50.762	29.576

<b>(81) Ian PITMAN</b>							
1	13:47:55.061			29.103	21.705	81.540	78.765
2	13:49:06.390	<b>1:11.329</b>	22.947	27.757	20.625	88.068	78.857
3	13:50:16.114	<b>1:09.724</b>	22.598	26.891	20.235	88.299	<b>79.890</b>
4	13:51:25.713	<b>1:09.599</b>	<b>22.220</b>	26.617	20.762	88.416	78.580
5	13:58:31.567	<b>3:52.797</b>		29.715	23.961	66.246	79.043
6	13:59:45.020	<b>1:13.453</b>	22.555	30.606	20.292	88.068	79.323
7	14:01:02.215	<b>1:17.195</b>	22.340	31.496	23.359	58.456	79.795
8	14:02:10.448	<b>1:08.233</b>	22.255	<b>26.009</b>	<b>19.969</b>	88.299	78.950
9	14:03:29.367	<b>1:18.919</b>			23.727	54.338	79.417
10	14:04:38.227	<b>1:08.860</b>		26.314	20.004	<b>88.532</b>	78.488

<b>(48) Colin DUTHIE</b>							
1	13:46:00.777			30.147	20.808	91.303	84.412
2	13:47:15.332	<b>1:14.555</b>	25.245	28.775	20.535	92.308	84.095
3	13:48:28.253	<b>1:12.921</b>	23.752	27.994	21.175	91.552	83.675
4	13:49:38.326	<b>1:10.073</b>	23.278	<b>26.689</b>	20.106	92.818	84.839
5	13:50:48.816	<b>1:10.490</b>	23.296	27.061	20.133	92.308	85.925
6	13:51:59.832	<b>1:11.016</b>	23.113	27.675	20.228	92.690	84.306
7	13:58:24.347	<b>4:56.555</b>		28.317	21.164	91.179	83.260
8	13:59:34.674	<b>1:10.327</b>		27.241	19.867	92.308	85.054
9	14:00:43.453	<b>1:08.779</b>	22.738	26.749	<b>19.292</b>	<b>93.335</b>	<b>87.608</b>
10	14:01:52.092	<b>1:08.639</b>	<b>22.368</b>	26.766			



# Super Lap Scotland - Round 4

Super Lap Scotland Knockhill 1.267 miles  
 Qualifying - Group 1 09/07/2017 13:40  
 Practice (15:00 Time) started at 13:44:42

Lap	Time of Day	Lap Tm	S1	S2	S3	S3Spd	SFSpd
<b>(88) Martin BROWN</b>							
1	13:46:22.050			33.074	25.678	57.702	81.639
2	13:47:33.167	<b>1:11.117</b>	23.511	27.433	20.173	90.564	81.938
3	13:48:42.838	<b>1:09.671</b>	22.874	27.020	<b>19.777</b>	<b>90.932</b>	82.341
4	13:50:03.208	<b>1:20.370</b>	25.178	33.196	21.996	66.840	82.039
5	13:51:13.704	<b>1:10.496</b>	23.007	27.472	20.017	90.320	82.442
6	13:58:28.240	<b>5:50.868</b>		29.216	22.742	68.828	79.606
7	13:59:39.176	<b>1:10.936</b>		27.278	20.287	89.120	80.368
8	14:00:53.840	<b>1:14.664</b>	22.999	29.779	21.886	66.443	81.639
9	14:02:03.235	<b>1:09.395</b>	<b>22.725</b>	<b>26.808</b>	19.862	90.686	<b>83.157</b>
10	14:03:25.345	<b>1:22.110</b>	25.208	33.449	23.453	59.971	72.470
11	14:04:55.939	<b>1:30.594</b>	28.372	33.700	28.522	40.548	61.285
<b>(56) Ian BIAGI</b>							
1	13:46:30.981				21.859	70.938	79.700
2	13:47:44.671	<b>1:13.690</b>	<b>23.757</b>	<b>28.388</b>	21.545	77.671	<b>80.561</b>
3	13:48:56.150	<b>1:11.479</b>			<b>20.594</b>	81.639	78.397
4	13:50:09.969	<b>1:13.819</b>			21.540	80.465	76.519
5	13:51:24.029	<b>1:14.060</b>	23.948	28.958	21.154	81.938	77.851
6	13:59:04.575	<b>4:34.417</b>			20.714	83.571	77.851
7	14:00:17.775	<b>1:13.200</b>			21.448	82.442	78.397
8	14:01:30.489	<b>1:12.714</b>			21.420	82.645	76.000
9	14:02:50.519	<b>1:20.030</b>	25.702	31.015	23.313	67.445	70.343
10	14:04:05.566	<b>1:15.047</b>			21.878	79.136	70.050
<b>(132) Suzanne BUIST</b>							
1	13:46:43.838			31.270	23.623	65.792	82.849
2	13:47:57.633	<b>1:13.795</b>	24.319	28.489	20.987	87.608	<b>85.379</b>
3	13:49:12.318	<b>1:14.685</b>	<b>24.019</b>	29.846	<b>20.820</b>	84.095	85.054
4	13:50:28.470	<b>1:16.152</b>	25.007	<b>28.353</b>	22.792	<b>90.320</b>	73.262
5	13:51:43.601	<b>1:15.131</b>	25.041	29.123	20.967	86.590	81.146
<b>(12) James McELENY</b>							
1	13:46:13.098			31.405	<b>24.379</b>	51.661	<b>78.857</b>
2	13:47:29.047	<b>1:15.949</b>	<b>24.689</b>	<b>26.443</b>	24.817	<b>90.932</b>	31.329

Clerk of the Course Orbits

Sig : Time :  
 Chief Timekeeper : Ian Sharp (SMART Timing)  
 Results available at [www.speedhive.com](http://www.speedhive.com) and [www.smart-timing.co.uk](http://www.smart-timing.co.uk)





# Super Lap Scotland - Round 4

Sorted on best lap time

Super Lap Scotland

Knockhill 1.267 miles

Qualifying - Group 2

09/07/2017 14:00

Practice (15:00 Time) started at 14:07:23


Pos	No.	Name	Make/Model	Class Code	Laps	Best Tm	Diff	Best Speed	2nd Best
1	11	Christopher CHERRY	Mitsubishi Evo	SLS-D	8	1:02.742		72.692	1:03.133
2	77	Ian BONTRHONE	BMW E46 M3	SLS-D	11	1:02.841	0.099	72.577	1:02.974
3	34	Blair McCONACHIE	Caterham Superlight R	SLS-C	13	1:03.099	0.357	72.281	1:03.347
4	28	Craig MENZIES	Lotus Exige	SLS-C	13	1:03.239	0.497	72.121	1:03.266
5	131	Keith COWIE	Seat Leon Supercopa	SLS-C	9	1:04.096	1.354	71.156	1:04.916
6	5	Paul TOMLINSON	Subaru Impreza	SLS-C	10	1:04.335	1.593	70.892	1:04.633
7	10	Jack REID	Mercedes A45 AMG	SLS-D	12	1:05.830	3.088	69.282	1:07.037
8	42	Alex MILNE	Audi TTRS Plus	SLS-D	9	1:05.986	3.244	69.118	1:06.750
9	23	Andrew COWIE	Subaru Impreza	SLS-D	11	1:06.189	3.447	68.906	1:06.312
10	21	Marc IRVINE	Ford Focus ST	SLS-D	11	1:06.434	3.692	68.652	1:06.508
11	78	David RYBOWSKI	Subaru Impreza WRX	SLS-D	11	1:07.408	4.666	67.660	1:07.550
12	73	Robert DAVEY	Lotus Elise S220 Cup	SLS-D	13	1:08.054	5.312	67.018	1:08.604
13	52	Keith BOYD	Honda Civic	SLS-B	7	1:11.016	8.274	64.223	1:11.358
14	9	Steven ARKLEY	Westfield Megabusa	SLS-C	9	1:11.143	8.401	64.108	1:15.020
15	3	Jean-Luc CARTWRIGHT	Lexus IS-F	SLS-D	12	1:12.972	10.230	62.501	1:13.411

Clerk of the Course

Orbits

Sig : Time :  
Chief Timekeeper : Ian Sharp (SMART Timing)

Results available at [www.speedhive.com](http://www.speedhive.com) and [www.smart-timing.co.uk](http://www.smart-timing.co.uk)





# Super Lap Scotland - Round 4

Super Lap Scotland

Knockhill 1.267 miles

Qualifying - Group 2

09/07/2017 14:00

Practice (15:00 Time) started at 14:07:23

Lap	Time of Day	Lap Tm	S1	S2	S3	S3Spd	SFSpd
<b>(11) Christopher CHERRY</b>							
1	14:08:39.227			28.021	20.672	83.260	93.988
2	14:09:43.897	<b>1:04.670</b>	21.144	24.905	18.621	104.204	<b>94.252</b>
3	14:10:47.765	<b>1:03.868</b>	20.839	24.459	18.570	103.242	93.595
4	14:12:07.310	<b>1:19.545</b>	24.022	29.021	26.502	79.136	33.189
5	14:15:13.985	<b>3:06.675</b>	2:22.487	25.360	18.828	98.111	94.252
6	14:16:17.118	<b>1:03.133</b>	20.734	24.103	18.296	<b>105.515</b>	92.690
7	14:17:19.860	<b>1:02.742</b>	<b>20.483</b>	<b>24.012</b>	<b>18.247</b>	104.204	93.205
8	14:18:34.957	<b>1:15.097</b>	20.657	29.694	24.746	78.488	37.241

Lap	Time of Day	Lap Tm	S1	S2	S3	S3Spd	SFSpd
9	14:18:45.177	<b>1:04.335</b>	21.329	<b>24.473</b>	18.533	107.030	93.335
10	14:20:17.145	<b>1:31.968</b>	25.552	37.436	28.980	67.108	32.263
<b>(10) Jack REID</b>							
1	14:08:57.118			34.844	25.395	51.423	94.919
2	14:10:04.155	<b>1:07.037</b>	22.112	25.826	19.099	104.692	95.188
3	14:11:11.678	<b>1:07.523</b>	22.280	26.355	18.888	104.529	95.323
4	14:12:21.869	<b>1:10.191</b>	21.693	26.207	22.291	102.454	31.403
5	14:14:39.199	<b>2:17.330</b>	1:31.448	26.725	19.157	104.204	95.731
6	14:15:47.761	<b>1:08.562</b>	21.797	25.975	20.790	103.402	75.742
7	14:17:03.785	<b>1:16.024</b>	25.918	29.136	20.970	68.758	<b>96.281</b>
8	14:18:27.445	<b>1:23.660</b>	27.018	33.723	22.919	59.335	91.179
9	14:19:33.275	<b>1:05.830</b>	21.806	<b>25.484</b>	<b>18.540</b>	<b>105.349</b>	95.188
10	14:20:40.415	<b>1:07.140</b>	<b>21.547</b>	26.370	19.223	103.402	93.988
11	14:21:55.834	<b>1:15.419</b>	21.907	31.179	22.333	78.305	63.130
12	14:23:23.748	<b>1:27.914</b>	28.757	31.781	27.376	63.730	39.993

Lap	Time of Day	Lap Tm	S1	S2	S3	S3Spd	SFSpd
<b>(77) Ian BONTHRONE</b>							
1	14:09:26.790			32.191	23.841	58.405	93.465
2	14:10:36.964	<b>1:10.174</b>	20.427	24.472	25.275	85.706	91.677
3	14:11:42.353	<b>1:05.389</b>	20.688	25.445	19.256	103.242	92.435
4	14:12:45.668	<b>1:03.315</b>	20.486	24.234	18.595	102.926	94.385
5	14:13:49.290	<b>1:03.622</b>	<b>20.127</b>	24.608	18.887	<b>103.721</b>	94.385
6	14:15:00.008	<b>1:10.718</b>	20.478	25.236	25.004	91.552	30.897
7	14:18:39.566	<b>3:39.558</b>	2:53.572	<b>23.956</b>	22.030	103.561	91.928
8	14:19:54.087	<b>1:14.521</b>	21.932	29.721	22.868	60.186	94.252
9	14:20:57.061	<b>1:02.974</b>	20.352	24.109	18.513	103.402	94.252
10	14:21:59.902	<b>1:02.841</b>	20.325	24.064	<b>18.452</b>	103.721	<b>94.651</b>
11	14:23:05.592	<b>1:05.690</b>	22.202	24.878	18.610	103.084	94.518

Lap	Time of Day	Lap Tm	S1	S2	S3	S3Spd	SFSpd
<b>(42) Alex MILNE</b>							
1	14:08:41.540			30.066	21.735	83.675	96.143
2	14:09:53.409	<b>1:11.869</b>	23.827	27.909	20.133	96.143	97.540
3	14:11:02.405	<b>1:08.996</b>	23.028	27.094	18.874	104.692	98.688
4	14:12:12.882	<b>1:10.477</b>	22.788	27.839	19.850	98.398	<b>98.979</b>
5	14:13:24.779	<b>1:11.897</b>	23.633	27.388	20.876	98.833	77.491
6	14:14:47.910	<b>1:23.131</b>	24.595	31.746	26.790	71.696	33.689
7	14:21:11.911	<b>6:24.001</b>	5:39.044	26.427	18.530	106.015	97.967
8	14:22:18.661	<b>1:06.750</b>	22.153	26.151	18.446	<b>106.520</b>	98.398
9	14:23:24.647	<b>1:05.986</b>	<b>21.969</b>	<b>25.816</b>	<b>18.201</b>	105.848	98.833

Lap	Time of Day	Lap Tm	S1	S2	S3	S3Spd	SFSpd
<b>(34) Blair McCONACHIE</b>							
1	14:09:33.833			41.707	30.175	41.399	95.731
2	14:10:39.672	<b>1:05.839</b>	21.340	25.518	18.981	98.111	95.323
3	14:11:51.780	<b>1:12.108</b>	23.821	27.045	21.242	93.988	87.153
4	14:13:02.467	<b>1:10.687</b>	21.438	25.405	23.844	82.951	<b>98.543</b>
5	14:14:28.071	<b>1:25.604</b>	26.831	36.443	22.330	54.426	97.967
6	14:15:35.292	<b>1:07.221</b>	22.602	25.290	19.329	98.688	97.257
7	14:16:39.410	<b>1:04.118</b>	20.888	24.838	18.392	102.926	97.399
8	14:17:43.108	<b>1:03.698</b>	20.626	24.838	18.234	104.856	97.399
9	14:18:46.955	<b>1:03.847</b>	20.668	25.047	<b>18.132</b>	103.402	97.682
10	14:20:00.435	<b>1:13.480</b>	23.075	29.432	20.973	70.491	97.257
11	14:21:03.782	<b>1:03.347</b>	20.394	24.638	18.315	104.856	97.540
12	14:22:06.881	<b>1:03.099</b>	20.372	<b>24.422</b>	18.305	<b>105.515</b>	97.399
13	14:23:11.564	<b>1:04.683</b>	<b>20.328</b>	25.163	19.192	103.882	97.117

Lap	Time of Day	Lap Tm	S1	S2	S3	S3Spd	SFSpd
<b>(23) Andrew COWIE</b>							
1	14:09:01.431			27.050		55.142	64.156
2	14:10:19.447	<b>1:18.016</b>		21.428		87.722	83.571
3	14:11:28.106	<b>1:08.659</b>		20.106		96.558	91.055
4	14:12:35.989	<b>1:07.883</b>		19.140		96.558	90.442
5	14:13:42.178	<b>1:06.189</b>	<b>21.139</b>	<b>25.787</b>	19.263	98.979	91.179
6	14:14:48.490	<b>1:06.312</b>		18.984		98.543	90.320
7	14:15:55.180	<b>1:06.690</b>		<b>18.940</b>		<b>99.419</b>	91.303
8	14:17:02.333	<b>1:07.153</b>	21.641	26.093	19.419	97.967	<b>92.818</b>
9	14:18:27.000	<b>1:24.667</b>		25.112		61.007	79.043
10	14:19:39.807	<b>1:12.807</b>		20.098		77.671	90.077
11	14:20:56.219	<b>1:16.412</b>		25.067		83.363	24.483

Lap	Time of Day	Lap Tm	S1	S2	S3	S3Spd	SFSpd
<b>(28) Craig MENZIES</b>							
1	14:08:48.191			32.303	22.036	65.090	91.552
2	14:10:01.721	<b>1:13.530</b>	22.531	30.316	20.683	59.126	96.143
3	14:11:05.971	<b>1:04.250</b>	20.934	24.950	18.366	103.882	97.117
4	14:12:09.589	<b>1:03.618</b>	20.768	24.634	18.216	<b>104.366</b>	<b>97.540</b>
5	14:13:13.096	<b>1:03.507</b>	20.594	24.861	<b>18.052</b>	103.084	97.117
6	14:14:34.139	<b>1:21.043</b>	26.432	31.251	23.360	56.157	97.257
7	14:15:40.171	<b>1:06.032</b>	20.942	26.660	18.430	98.688	96.976
8	14:16:43.437	<b>1:03.266</b>	20.604	<b>24.459</b>	18.203	101.832	96.281
9	14:17:46.770	<b>1:03.333</b>	20.542	24.607	18.184	101.524	96.281
10	14:18:56.131	<b>1:09.361</b>	23.620	27.433	18.308	99.125	96.419
11	14:20:00.298	<b>1:04.167</b>	<b>20.496</b>	24.734	18.937	103.242	81.244
12	14:21:24.834	<b>1:24.536</b>	27.922	37.522	19.092	76.607	96.976
13	14:22:28.073	<b>1:03.239</b>	20.635	24.536	18.068	103.084	95.188

Lap	Time of Day	Lap Tm	S1	S2	S3	S3Spd	SFSpd
<b>(21) Marc IRVINE</b>							
1	14:09:13.636			37.154	22.239	49.599	87.952
2	14:10:21.986	<b>1:08.350</b>	22.001	27.040	19.309	<b>97.824</b>	89.002
3	14:11:37.470	<b>1:15.484</b>	22.509	27.793	25.182	80.465	30.713
4	14:14:47.478	<b>3:10.008</b>	2:23.533	27.442	<b>19.033</b>	97.540	<b>90.077</b>
5	14:15:53.986	<b>1:06.508</b>	21.410	<b>25.762</b>	19.336	94.919	87.266
6	14:17:01.822	<b>1:07.836</b>	21.485	26.526	19.825	96.976	87.266
7	14:18:29.459	<b>1:27.637</b>	25.550	40.005	22.082	53.218	81.540
8	14:19:41.314	<b>1:11.855</b>	24.417	27.505	19.933	96.143	89.358
9	14:20:52.805	<b>1:11.491</b>	24.900	26.959	19.632	95.053	89.239
10	14:21:59.239	<b>1:06.434</b>	<b>21.108</b>	26.022	19.304	97.399	86.702
11	14:23:14.185	<b>1:14.946</b>	23.358	28.038	23.550	91.179	33.841

Lap	Time of Day	Lap Tm	S1	S2	S3	S3Spd	SFSpd
<b>(131) Keith COWIE</b>							
1	14:08:52.601			32.828	23.709	56.823	90.077
2	14:10:07.958	<b>1:15.357</b>	24.346	28.282	22.729	59.230	96.281
3	14:11:14.114	<b>1:06.156</b>	21.871	25.932	<b>18.353</b>	<b>107.201</b>	<b>100.161</b>
4	14:12:19.030	<b>1:04.916</b>	21.575	24.918	18.423	<b>107.544</b>	98.979
5	14:13:24.461	<b>1:05.431</b>	21.466	25.349	18.616	107.544	97.257
6	14:14:32.344	<b>1:07.883</b>	21.006	25.064	21.813	107.030	95.459
7	14:15:42.325	<b>1:09.981</b>					



# Super Lap Scotland - Round 4

Super Lap Scotland

Knockhill 1.267 miles

Qualifying - Group 2

09/07/2017 14:00

Practice (15:00 Time) started at 14:07:23

Lap	Time of Day	Lap Tm	S1	S2	S3	S3Spd	SFSpd
7	14:16:08.208	<b>1:08.604</b>	22.624	26.890	<b>19.090</b>	95.053	89.002
8	14:17:16.262	<b>1:08.054</b>	22.407	<b>26.506</b>	19.141	96.143	<b>89.358</b>
9	14:18:33.239	<b>1:16.977</b>	23.847	32.475	20.655	84.518	86.368
10	14:19:44.070	<b>1:10.831</b>	22.316	26.616	21.899	95.868	75.914
11	14:20:54.044	<b>1:09.974</b>	23.921	26.629	19.424	<b>96.281</b>	88.183
12	14:22:06.436	<b>1:12.392</b>	<b>21.924</b>	30.619	19.849	76.519	88.068
13	14:23:17.886	<b>1:11.450</b>	22.702	28.679	20.069	77.581	87.494

(52) Keith BOYD

1	14:09:12.254			34.054	28.035	65.153	58.763
2	14:10:31.534	<b>1:19.280</b>	26.773	30.004	22.503	76.607	77.851
3	14:11:47.491	<b>1:15.957</b>	24.238	30.284	21.435	87.040	79.323
4	14:12:58.849	<b>1:11.358</b>	23.204	27.557	<b>20.597</b>	<b>87.722</b>	79.417
5	14:14:19.567	<b>1:20.718</b>	25.875	31.511	23.332	72.392	79.795
6	14:15:30.583	<b>1:11.016</b>	<b>22.866</b>	<b>27.278</b>	20.872	87.153	<b>79.890</b>
7	14:16:59.312	<b>1:28.729</b>	25.998	34.295	28.436	60.786	31.699

(9) Steven ARKLEY

1	14:09:17.653				23.029	61.623	88.068
2	14:10:38.048	<b>1:20.395</b>			24.227	68.899	91.677
3	14:11:55.537	<b>1:17.489</b>			21.138	85.706	89.836
4	14:13:10.557	<b>1:15.020</b>			21.185	80.950	88.299
5	14:14:33.831	<b>1:23.274</b>			25.988	70.789	51.661
6	14:15:58.405	<b>1:24.574</b>			22.515	53.260	92.562
7	14:17:09.548	<b>1:11.143</b>			<b>20.044</b>	<b>92.818</b>	<b>94.385</b>
8	14:18:35.615	<b>1:26.067</b>			22.876	53.945	83.054
9	14:20:01.621	<b>1:26.006</b>			28.438	65.471	30.657

(3) Jean-Luc CARTWRIGHT

1	14:09:07.219			32.922	25.581	69.686	92.181
2	14:10:28.929	<b>1:21.710</b>	26.010	32.135	23.565	82.341	79.985
3	14:11:51.779	<b>1:22.850</b>	26.159	33.090	23.601	79.606	63.790
4	14:13:08.140	<b>1:16.361</b>	26.093	29.481	20.787	86.257	92.947
5	14:14:25.821	<b>1:17.681</b>	26.153	30.060	21.468	82.747	92.562
6	14:15:46.747	<b>1:20.926</b>	26.469	31.523	22.934	60.896	77.047
7	14:17:00.916	<b>1:14.169</b>	24.506	<b>28.867</b>	20.796	91.802	92.690
8	14:18:16.674	<b>1:15.758</b>	24.943	29.601	21.214	87.952	87.494
9	14:19:30.085	<b>1:13.411</b>	23.956	29.021	<b>20.434</b>	89.239	<b>93.205</b>
10	14:20:43.704	<b>1:13.619</b>	<b>23.166</b>	29.743	20.710	88.767	87.380
11	14:21:57.641	<b>1:13.937</b>	23.868	29.089	20.980	78.397	93.076
12	14:23:10.613	<b>1:12.972</b>	23.449	29.085	20.438	<b>93.595</b>	90.077

Clerk of the Course

Sig : Time :  
 Chief Timekeeper : Ian Sharp (SMART Timing)  
 Results available at [www.speedhive.com](http://www.speedhive.com) and [www.smart-timing.co.uk](http://www.smart-timing.co.uk)

Orbits





Bulletin No. \_\_\_\_\_

# Super Lap Scotland - Round 4

Sorted on best lap time

Super Lap Scotland

Knockhill 1.267 miles

Qualifying - Group 3

09/07/2017 14:20


Practice (15:00 Time) started at 14:25:30

Pos	No.	Name	Make/Model	Class Code	Laps	Best Tm	Diff	Best Speed	2nd Best
1	0	Andrew FORREST	Subaru Impreza Type RA	Guest	7	56.746		80.373	59.614
2	51	Colin DORWARD	Mitsubishi Evo 5	SLS-P	11	56.932	0.186	80.110	57.309
3	62	Paul RANKIN	Subaru Impreza RB320	SLS-P	11	57.077	0.331	79.907	57.110
4	55	Adam KINDNESS	Subaru Impreza STi Type R	SLS-B	9	58.179	1.433	78.393	58.379
5	46	George RIGBY	Subaru Impreza Spec-C	SLS-B	12	58.431	1.685	78.055	59.403
6	33	Ross HOWIE	Mitsubishi Evo 8	SLS-P	12	58.807	2.061	77.556	59.111
7	7	David LONG	Caterham R400	SLS-P	14	1:01.150	4.404	74.584	1:01.188
8	44	Steven JEFFERIES	Mitsubishi Evo VI	SLS-A	11	1:01.769	5.023	73.837	1:02.008
9	29	Archie BAIN	Subaru Impreza Type RA	SLS-A	13	1:01.774	5.028	73.831	1:02.899
10	32	John STEVENSON	Subaru Impreza	SLS-A	4	1:05.708	8.962	69.411	1:10.265

Clerk of the Course

Orbits

Sig : Time :  
 Chief Timekeeper : Ian Sharp (SMART Timing)  
 Results available at [www.speedhive.com](http://www.speedhive.com) and [www.smart-timing.co.uk](http://www.smart-timing.co.uk)





# Super Lap Scotland - Round 4

## Super Lap Scotland

Knockhill 1.267 miles

## Qualifying - Group 3

09/07/2017 14:20

Practice (15:00 Time) started at 14:25:30

Lap	Time of Day	Lap Tm	S1	S2	S3	S3Spd	SFSpd
<b>(0) Andrew FORREST</b>							
1	14:27:10.307				21.662	59.178	120.480
2	14:28:09.921	<b>59.614</b>			16.650	<b>125.905</b>	118.985
3	14:29:39.714	<b>1:29.793</b>			35.751	48.523	30.407
4	14:37:16.626	<b>7:36.912</b>			16.870	109.474	<b>122.014</b>
5	14:38:13.372	<b>56.746</b>			<b>16.231</b>		120.049
6	14:39:27.432	<b>1:14.060</b>			21.483	59.545	84.412
7	14:41:12.879	<b>1:45.447</b>			35.421	50.193	25.633

Lap	Time of Day	Lap Tm	S1	S2	S3	S3Spd	SFSpd
<b>(7) David LONG</b>							
1	14:26:52.082					31.596	19.731
2	14:27:58.487	<b>1:06.405</b>	21.553	25.673	19.179	98.398	80.561
3	14:29:08.294	<b>1:09.807</b>	23.622	27.820	18.365	100.161	103.882
4	14:30:12.791	<b>1:04.497</b>	21.074	25.449	17.974	103.402	102.611
5	14:31:16.716	<b>1:03.925</b>	20.899	24.808	18.218	99.419	102.454
6	14:32:19.377	<b>1:02.661</b>	20.576	24.700	17.385	104.204	105.848
7	14:33:22.890	<b>1:03.513</b>	21.195	24.642	17.676	104.043	106.520
8	14:34:25.205	<b>1:02.315</b>	20.605	24.402	17.308	106.015	106.689
9	14:35:27.580	<b>1:02.375</b>	20.477	24.416	17.482	106.015	104.856
10	14:36:30.879	<b>1:03.299</b>	21.298	24.389	17.612	107.717	102.611
11	14:37:33.774	<b>1:02.895</b>	21.111	24.232	17.552	107.030	106.015
12	14:38:35.786	<b>1:02.012</b>	20.398	24.133	17.481	106.351	105.848
13	14:39:36.974	<b>1:01.188</b>	<b>20.151</b>	<b>23.629</b>	17.408	<b>110.374</b>	107.372
14	14:40:38.124	<b>1:01.150</b>	20.378	23.915	<b>16.857</b>	107.372	<b>108.064</b>

Lap	Time of Day	Lap Tm	S1	S2	S3	S3Spd	SFSpd
<b>(51) Colin DORWARD</b>							
1	14:27:07.378			34.090	23.896	53.515	102.142
2	14:28:15.839	<b>1:08.461</b>	22.594	26.775	19.092	97.967	115.504
3	14:29:22.464	<b>1:06.625</b>	21.253	27.962	17.410	108.941	118.147
4	14:30:20.836	<b>58.372</b>	19.226	22.740	16.406	125.670	117.116
5	14:31:14.259	<b>57.819</b>	18.826	22.518	16.475	125.201	116.506
6	14:32:19.988	<b>1:01.333</b>	19.681	25.079	16.573	119.409	118.356
7	14:33:17.297	<b>57.309</b>	18.812	22.328	<b>16.169</b>	126.380	117.321
8	14:34:33.117	<b>1:15.820</b>	22.219	30.997	22.604	65.986	84.518
9	14:35:38.789	<b>1:05.672</b>	24.906	24.356	16.410	126.857	<b>121.352</b>
10	14:36:35.721	<b>56.932</b>	<b>18.406</b>	<b>22.044</b>	16.482	<b>130.053</b>	119.621
11	14:37:54.974	<b>1:19.253</b>	20.625	32.829	25.799	72.004	34.663

Lap	Time of Day	Lap Tm	S1	S2	S3	S3Spd	SFSpd
<b>(44) Steven JEFFERIES</b>							
1	14:27:15.003					33.141	24.109
2	14:28:25.283	<b>1:10.280</b>	24.385	26.679	19.216	90.198	108.413
3	14:29:30.745	<b>1:05.462</b>	21.415	24.895	19.152	100.611	108.588
4	14:30:34.091	<b>1:03.346</b>	20.800	24.519	18.027	104.856	109.653
5	14:31:36.108	<b>1:02.017</b>	20.143	<b>23.936</b>	17.938	112.597	108.764
6	14:32:38.164	<b>1:02.056</b>	20.254	24.060	17.742	116.506	108.413
7	14:33:39.933	<b>1:01.769</b>	20.161	23.965	<b>17.643</b>	<b>117.116</b>	108.941
8	14:34:46.062	<b>1:06.129</b>	21.479	26.601	18.049	104.366	<b>110.012</b>
9	14:35:48.070	<b>1:02.008</b>	<b>20.063</b>	23.974	17.971	115.703	107.890
10	14:36:51.471	<b>1:03.401</b>	20.064	25.010	18.327	107.201	107.030
11	14:38:05.940	<b>1:14.469</b>	21.912	26.857	25.700	87.722	34.574

Lap	Time of Day	Lap Tm	S1	S2	S3	S3Spd	SFSpd
<b>(62) Paul RANKIN</b>							
1	14:26:45.449			29.638	23.394	49.820	118.985
2	14:27:49.766	<b>1:04.317</b>	21.680	24.404	18.233	103.084	104.204
3	14:28:55.368	<b>1:05.602</b>	21.468	26.144	17.990	88.767	126.380
4	14:29:52.445	<b>57.077</b>	<b>18.750</b>	22.131	16.196	134.754	123.133
5	14:31:14.259	<b>1:21.814</b>	22.724	32.968	26.122	59.440	63.429
6	14:32:40.063	<b>1:25.804</b>	25.997	31.984	27.823	60.403	30.338
7	14:36:47.718	<b>4:07.655</b>	3:22.581	24.972	20.102	104.692	99.272
8	14:38:10.804	<b>1:23.086</b>	21.675	40.515	20.896	49.709	114.714
9	14:39:19.865	<b>1:09.061</b>	21.713	27.845	19.503	69.904	<b>128.313</b>
10	14:40:16.975	<b>57.110</b>	19.007	<b>21.953</b>	<b>16.150</b>	<b>137.516</b>	126.380
11	14:41:39.247	<b>1:22.272</b>	23.443	31.602	27.227	62.659	27.503

Lap	Time of Day	Lap Tm	S1	S2	S3	S3Spd	SFSpd
<b>(29) Archie BAIN</b>							
1	14:27:12.451					33.513	25.783
2	14:28:23.551	<b>1:11.100</b>	23.800	28.616	18.684	87.837	104.856
3	14:29:26.450	<b>1:02.899</b>	21.088	24.678	17.133	112.220	112.033
4	14:30:41.603	<b>1:15.153</b>	20.674	<b>24.045</b>	30.434	114.129	69.112
5	14:31:58.007	<b>1:16.404</b>	28.708	28.841	18.855	89.358	107.544
6	14:33:02.113	<b>1:04.106</b>	21.487	25.058	17.561	111.105	111.660
7	14:34:16.114	<b>1:14.001</b>	25.766	29.860	18.375	99.272	110.922
8	14:35:20.740	<b>1:04.626</b>	21.107	24.458	19.061	<b>118.147</b>	94.385
9	14:36:38.483	<b>1:17.743</b>	25.626	30.707	21.410	87.952	110.193
10	14:37:41.639	<b>1:03.156</b>	21.123	24.156	17.877	114.323	98.688
11	14:38:54.238	<b>1:12.599</b>	23.132	30.800	18.667	96.005	107.717
12	14:39:56.012	<b>1:01.774</b>	<b>20.622</b>	24.060	<b>17.092</b>	112.220	<b>114.323</b>
13	14:41:09.669	<b>1:13.657</b>	22.233	26.248	25.176	98.833	31.068

Lap	Time of Day	Lap Tm	S1	S2	S3	S3Spd	SFSpd
<b>(55) Adam KINDNESS</b>							
1	14:26:43.828			27.532	23.136	55.142	102.611
2	14:27:42.207	<b>58.379</b>	19.242	<b>22.029</b>	17.108	112.220	105.515
3	14:29:12.995	<b>1:30.788</b>	22.335	35.284	33.169	52.305	48.418
4	14:30:50.483	<b>1:37.488</b>	35.207	34.279	28.002	31.417	104.856
5	14:31:48.662	<b>58.179</b>	<b>19.009</b>	22.334	<b>16.836</b>	<b>112.408</b>	105.349
6	14:33:12.759	<b>1:24.097</b>	26.832	33.178	24.087	66.907	39.336
7	14:38:09.838	<b>4:57.079</b>	4:14.352	24.124	18.603	100.762	101.678
8	14:39:08.714	<b>58.876</b>	19.171	22.838	16.867	111.846	<b>106.689</b>
9	14:40:34.426	<b>1:25.712</b>	24.435	34.259	27.018	59.918	33.773

Lap	Time of Day	Lap Tm	S1	S2	S3	S3Spd	SFSpd
<b>(32) John STEVENSON</b>							
1	14:26:47.558					28.974	20.340
2	14:27:53.266	<b>1:05.708</b>	23.757	25.023	<b>16.928</b>	119.409	109.832
3	14:29:03.531	<b>1:10.265</b>	24.026	27.937	18.302	84.412	<b>117.116</b>
4	14:30:15.048	<b>1:11.517</b>	<b>20.478</b>	<b>23.388</b>	27.651	<b>123.360</b>	39.874

Lap	Time of Day	Lap Tm	S1	S2	S3	S3Spd	SFSpd
<b>(46) George RIGBY</b>							
1	14:27:03.563			32.048	23.778	51.227	106.520
2	14:28:04.005	<b>1:00.442</b>			16.947	116.103	107.544
3	14:29:04.682	<b>1:00.677</b>			17.796	116.912	105.515
4	14:30:20.143	<b>1:15.461</b>	22.007	28.948	24.506	71.543	33.979
5	14:33:11.743	<b>2:51.600</b>	1:54.121	33.562	23.917	61.510	45.683
6	14:34:41.460	<b>1:29.717</b>	37.898	31.694	20.125	80.465	108.064
7	14:35:41.574	<b>1:00.114</b>			16.983	<b>117.733</b>	<b>108.764</b>
8	14:36:40.977	<b>59.403</b>			16.685	117.526	108.238
9	14:37:41.755	<b>1:00.778</b>			17.639	117.526	107.717
10	14:38:41.510	<b>59.755</b>			17.075	111.846	108.588
11	14:39:54.886	<b>1:13.376</b>	23.210	31.846	18.320	82.139	108.764
12	14:40:53.317	<b>58.431</b>	<b>19.361</b>	<b>22.386</b>	<b>16.684</b>	116.912	108.238

Lap	Time of Day	Lap Tm	S1	S2	S3	S3Spd	SFSpd
<b>(33) Ross HOWIE</b>							
1	14:27:15.987					23.989	65.407
2	14:28:28.843	<b>1:12.856</b>			18.764	84.518	122.459
3	14:29:37.032	<b>1:08.189</b>			21.148	88.416	107.030
4	14:30:44.296	<b>1:07.264</b>			20.392	81.639	123.587
5	14:31:46.726	<b>1:02.430</b>			17.006	124.735	123.360
6	14:32:45.837	<b>59.111</b>			16.403	124.735	122.459
7	14:33:58.622	<b>1:12.785</b>			21.458	71.089	95.868
8	14:35:04.371	<b>1:05.749</b>			17.309	112.597	<b>124.735</b>
9	14:36:03.178	<b>58.807</b>			<b>16.206</b>	<b>129.053</b>	124.044
10	14:37:19.140	<b>1:15.962</b>			25.100	98.833	32.848
11	14:40:07.115	<b>2:47.975</b>			19.874	91.677	98.833
12	14:41:18.884	<b>1:11.769</b>			23.824	99.714	29.680

**Clerk of the Course**

Sig : Time :  
 Chief Timekeeper : Ian Sharp (SMART Timing)  
 Results



# Super Lap Scotland - Round 4

Sorted on best lap time

Super Lap Scotland

Knockhill 1.267 miles

Qualifying - Overall

09/07/2017 13:40


Practice (15:00 Time) started at 13:44:42

Pos	No.	Name	Make/Model	Class Code	Laps	Best Tm	Diff	Best Speed	2nd Best
1	0	Andrew FORREST	Subaru Impreza Type RA	Guest	7	56.746		80.373	59.614
2	51	Colin DORWARD	Mitsubishi Evo 5	SLS-P	11	56.932	0.186	80.110	57.309
3	62	Paul RANKIN	Subaru Impreza RB320	SLS-P	11	57.077	0.331	79.907	57.110
4	55	Adam KINDNESS	Subaru Impreza STi Type R	SLS-B	9	58.179	1.433	78.393	58.379
5	46	George RIGBY	Subaru Impreza Spec-C	SLS-B	12	58.431	1.685	78.055	59.403
6	33	Ross HOWIE	Mitsubishi Evo 8	SLS-P	12	58.807	2.061	77.556	59.111
7	7	David LONG	Caterham R400	SLS-P	14	1:01.150	4.404	74.584	1:01.188
8	44	Steven JEFFERIES	Mitsubishi Evo VI	SLS-A	11	1:01.769	5.023	73.837	1:02.008
9	29	Archie BAIN	Subaru Impreza Type RA	SLS-A	13	1:01.774	5.028	73.831	1:02.899
10	11	Christopher CHERRY	Mitsubishi Evo	SLS-D	8	1:02.742	5.996	72.692	1:03.133
11	77	Ian BONTRHON	BMW E46 M3	SLS-D	12	1:02.841	6.095	72.577	1:02.974
12	34	Blair McCONACHIE	Caterham Superlight R	SLS-C	14	1:03.099	6.353	72.281	1:03.347
13	28	Craig MENZIES	Lotus Exige	SLS-C	14	1:03.239	6.493	72.121	1:03.266
14	131	Keith COWIE	Seat Leon Supercopa	SLS-C	9	1:04.096	7.350	71.156	1:04.916
15	31	Stephen MacFARLANE	Subaru Impreza	SLS-E	6	1:04.249	7.503	70.987	1:05.315
16	5	Paul TOMLINSON	Subaru Impreza	SLS-C	10	1:04.335	7.589	70.892	1:04.633
17	54	Steven McNAB	Renault Clio	SLS-E	13	1:05.014	8.268	70.152	1:05.123
18	43	Stuart BUCHAN	Renault Clio 172 Cup	SLS-E	14	1:05.178	8.432	69.975	1:05.251
19	83	Fraser JAMIESON	Renault Clio 172 Ph1	SLS-E	14	1:05.366	8.620	69.774	1:05.472
20	32	John STEVENSON	Subaru Impreza	SLS-A	4	1:05.708	8.962	69.411	1:10.265
21	103	Stuart ROBERTSON	Renault Clio	SLS-E	11	1:05.760	9.014	69.356	1:06.235
22	10	Jack REID	Mercedes A45 AMG	SLS-D	12	1:05.830	9.084	69.282	1:07.037
23	6	Michael FOSTER	Renault Clio 172	SLS-E	12	1:05.944	9.198	69.162	1:05.953
24	42	Alex MILNE	Audi TTRS Plus	SLS-D	10	1:05.986	9.240	69.118	1:06.750
25	23	Andrew COWIE	Subaru Impreza	SLS-D	11	1:06.189	9.443	68.906	1:06.312
26	21	Marc IRVINE	Ford Focus ST	SLS-D	11	1:06.434	9.688	68.652	1:06.508
27	94	Jonathan SCRIMGEOUR	Vauxhall Astra VXR	SLS-E	10	1:07.005	10.259	68.067	1:07.130
28	78	David RYBOWSKI	Subaru Impreza WRX	SLS-D	11	1:07.408	10.662	67.660	1:07.550
29	67	Marshall WISHART	Mazda RX8	SLS-F	10	1:08.007	11.261	67.064	1:08.627
30	73	Robert DAVEY	Lotus Elise S220 Cup	SLS-D	14	1:08.054	11.308	67.018	1:08.604
31	81	Ian PITMAN	Mini Cooper S JCW	SLS-E	11	1:08.233	11.487	66.842	1:08.860
32	48	Colin DUTHIE	Audi A3 3.2	SLS-F	13	1:08.639	11.893	66.447	1:08.779
33	53	Jamie GOUDIE	Mazda MX5	SLS-E	12	1:09.242	12.496	65.868	1:09.453
34	41	Neil METHVEN	Renault Clio 182	SLS-F	7	1:09.390	12.644	65.728	1:09.396
35	88	Martin BROWN	Subaru Impreza WRX	SLS-F	12	1:09.395	12.649	65.723	1:09.671
36	52	Keith BOYD	Honda Civic	SLS-B	7	1:11.016	14.270	64.223	1:11.358
37	9	Steven ARKLEY	Westfield Megabusa	SLS-C	9	1:11.143	14.397	64.108	1:15.020
38	56	Ian BIAGI	BMC Mini Clubman	SLS-E	11	1:11.479	14.733	63.807	1:12.714
39	3	Jean-Luc CARTWRIGHT	Lexus IS-F	SLS-D	13	1:12.972	16.226	62.501	1:13.411
40	132	Suzanne BUIST	Mini Cooper S	SLS-F	5	1:13.795	17.049	61.804	1:14.685
41	12	James McELENY	Subaru Impreza	SLS-E	2	1:15.949	19.203	60.051	

Clerk of the Course

Orbits

Sig : \_\_\_\_\_ Time : \_\_\_\_\_  
 Chief Timekeeper : Ian Sharp (SMART Timing)  
 Results available at [www.speedhive.com](http://www.speedhive.com) and [www.smart-timing.co.uk](http://www.smart-timing.co.uk)





# Super Lap Scotland - Round 4

Sorted on best lap time

Super Lap Scotland

Knockhill 1.267 miles

Qualifying - Overall

09/07/2017 13:40

Practice (15:00 Time) started at 13:44:42

Pos	No.	Name	Make/Model	Class Code	Laps	Best Tm	Diff	Best Speed	2nd Best
<b>Guest</b>									
1	0	Andrew FORREST	Subaru Impreza Type RA	Guest	7	56.746		80.373	59.614
<b>Super Lap Scotland (A)</b>									
1	44	Steven JEFFERIES	Mitsubishi Evo VI	SLS-A	11	1:01.769		73.837	1:02.008
2	29	Archie BAIN	Subaru Impreza Type RA	SLS-A	13	1:01.774	0.005	73.831	1:02.899
3	32	John STEVENSON	Subaru Impreza	SLS-A	4	1:05.708	3.939	69.411	1:10.265
<b>Super Lap Scotland (B)</b>									
1	55	Adam KINDNESS	Subaru Impreza STi Type R	SLS-B	9	58.179		78.393	58.379
2	46	George RIGBY	Subaru Impreza Spec-C	SLS-B	12	58.431	0.252	78.055	59.403
3	52	Keith BOYD	Honda Civic	SLS-B	7	1:11.016	12.837	64.223	1:11.358
<b>Super Lap Scotland (C)</b>									
1	34	Blair McCONACHIE	Caterham Superlight R	SLS-C	14	1:03.099		72.281	1:03.347
2	28	Craig MENZIES	Lotus Exige	SLS-C	14	1:03.239	0.140	72.121	1:03.266
3	131	Keith COWIE	Seat Leon Supercopa	SLS-C	9	1:04.096	0.997	71.156	1:04.916
4	5	Paul TOMLINSON	Subaru Impreza	SLS-C	10	1:04.335	1.236	70.892	1:04.633
5	9	Steven ARKLEY	Westfield Megabusa	SLS-C	9	1:11.143	8.044	64.108	1:15.020
<b>Super Lap Scotland (D)</b>									
1	11	Christopher CHERRY	Mitsubishi Evo	SLS-D	8	1:02.742		72.692	1:03.133
2	77	Ian BONTHRONE	BMW E46 M3	SLS-D	12	1:02.841	0.099	72.577	1:02.974
3	10	Jack REID	Mercedes A45 AMG	SLS-D	12	1:05.830	3.088	69.282	1:07.037
4	42	Alex MILNE	Audi TTRS Plus	SLS-D	10	1:05.986	3.244	69.118	1:06.750
5	23	Andrew COWIE	Subaru Impreza	SLS-D	11	1:06.189	3.447	68.906	1:06.312
6	21	Marc IRVINE	Ford Focus ST	SLS-D	11	1:06.434	3.692	68.652	1:06.508
7	78	David RYBOWSKI	Subaru Impreza WRX	SLS-D	11	1:07.408	4.666	67.660	1:07.550
8	73	Robert DAVEY	Lotus Elise S220 Cup	SLS-D	14	1:08.054	5.312	67.018	1:08.604
9	3	Jean-Luc CARTWRIGHT	Lexus IS-F	SLS-D	13	1:12.972	10.230	62.501	1:13.411
<b>Super Lap Scotland (E)</b>									
1	31	Stephen MacFARLANE	Subaru Impreza	SLS-E	6	1:04.249		70.987	1:05.315
2	54	Steven McNAB	Renault Clio	SLS-E	13	1:05.014	0.765	70.152	1:05.123
3	43	Stuart BUCHAN	Renault Clio 172 Cup	SLS-E	14	1:05.178	0.929	69.975	1:05.251
4	83	Fraser JAMIESON	Renault Clio 172 Ph1	SLS-E	14	1:05.366	1.117	69.774	1:05.472
5	103	Stuart ROBERTSON	Renault Clio	SLS-E	11	1:05.760	1.511	69.356	1:06.235
6	6	Michael FOSTER	Renault Clio 172	SLS-E	12	1:05.944	1.695	69.162	1:05.953
7	94	Jonathan SCRIMGEOUR	Vauxhall Astra VXR	SLS-E	10	1:07.005	2.756	68.067	1:07.130
8	81	Ian PITMAN	Mini Cooper S JCW	SLS-E	11	1:08.233	3.984	66.842	1:08.860
9	53	Jamie GOUDIE	Mazda MX5	SLS-E	12	1:09.242	4.993	65.868	1:09.453
10	56	Ian BIAGI	BMC Mini Clubman	SLS-E	11	1:11.479	7.230	63.807	1:12.714

Clerk of the Course

Orbits

Sig : Time :  
 Chief Timekeeper : Ian Sharp (SMART Timing)  
 Results available at [www.speedhive.com](http://www.speedhive.com) and [www.smart-timing.co.uk](http://www.smart-timing.co.uk)





Bulletin No. \_\_\_\_\_

# Super Lap Scotland - Round 4

Sorted on best lap time

Super Lap Scotland

Knockhill 1.267 miles

Qualifying - Overall

09/07/2017 13:40

Practice (15:00 Time) started at 13:44:42

Pos	No.	Name	Make/Model	Class Code	Laps	Best Tm	Diff	Best Speed	2nd Best
11	12	James McELENY	Subaru Impreza	SLS-E	2	1:15.949	11.700	60.051	

## Super Lap Scotland (F)

1	67	Marshall WISHART	Mazda RX8	SLS-F	10	1:08.007		67.064	1:08.627
2	48	Colin DUTHIE	Audi A3 3.2	SLS-F	13	1:08.639	0.632	66.447	1:08.779
3	41	Neil METHVEN	Renault Clio 182	SLS-F	7	1:09.390	1.383	65.728	1:09.396
4	88	Martin BROWN	Subaru Impreza WRX	SLS-F	12	1:09.395	1.388	65.723	1:09.671
5	132	Suzanne BUIST	Mini Cooper S	SLS-F	5	1:13.795	5.788	61.804	1:14.685

## Super Lap Scotland (Pro)

1	51	Colin DORWARD	Mitsubishi Evo 5	SLS-P	11	56.932		80.110	57.309
2	62	Paul RANKIN	Subaru Impreza RB320	SLS-P	11	57.077	0.145	79.907	57.110
3	33	Ross HOWIE	Mitsubishi Evo 8	SLS-P	12	58.807	1.875	77.556	59.111
4	7	David LONG	Caterham R400	SLS-P	14	1:01.150	4.218	74.584	1:01.188

Clerk of the Course

Sig : Time :  
Chief Timekeeper : Ian Sharp (SMART Timing)

Results available at [www.speedhive.com](http://www.speedhive.com) and [www.smart-timing.co.uk](http://www.smart-timing.co.uk)

Printed: 10/07/2017 17:59:44

Orbits





# Race Results

Bulletin No. \_\_\_\_\_

## Super Lap Scotland - Round 4

Sorted on Laps

NSSCC Sports & Saloon Car Championship

Knockhill 1.267 miles

Race 1

09/07/2017 15:00

Race (15:00 and 1 Laps) started at 14:53:12

Pos	No.	Name	Make/Model	CC	Class	Laps	Total Tm	Diff	Best Tm	In Lap	Best Speed
1	00	Andy ROBINSON	Ford Falcon	3000	A1	14	16:11.992		59.131	14	77.131
2	79	Paul BRYDON	BMW M3	3200	A1	14	16:12.113	0.121	58.384	14	78.118
3	12	Scott HUBEL	Peugeot 205 T16	2000	A2	14	16:37.520	25.528	1:02.555	13	72.909
4	5	Neil FINNIGHAN	Caterham R400SV	2000	E1	14	17:01.298	49.306	1:05.485	13	69.647
5	70	Eduardo De SOUSA	Renault Megane	3500	A1	14	17:02.053	50.061	1:05.060	10	70.102
6	57	Phil JORDAN	Ginetta G50 GT4	3500	A1	14	17:03.198	51.206	1:04.447	11	70.769
7	41	Stuart CARR	Porsche GT4	3800	A1	14	17:05.636	53.644	1:05.107	11	70.051
8	63	Kyle MURCHIE	Pell Genesis	998	E2	14	17:14.668	1:02.676	1:04.666	14	70.529
9	77	Mark LEYBOURNE	Westfield FW	999	E2	14	17:15.144	1:03.152	1:05.699	13	69.420
10	72	Carl CHAMBERS	Peugeot 306	2000	C	14	17:18.000	1:06.008	1:06.030	13	69.072
11	55	Daniel McKAY	Ford Fiesta RS1600	1600	D	13	16:21.167	1 Lap	1:06.109	13	68.990
12	7	Alan McPHERSON	MK Indy	1998	A2	13	16:31.980	1 Lap	1:07.866	13	67.204
13	8	Dave BOTTERILL	Porsche 944T	2994	B1	13	16:33.457	1 Lap	1:07.790	13	67.279
14	621	Drew MYERSCOUGH	Westfield	2000	A1	13	16:40.567	1 Lap	1:08.865	8	66.229
15	4	Paul TAYLOR	Mini Cooper		B1	13	16:43.304	1 Lap	1:09.486	12	65.637
16	84	Peter PARKIN	Peugeot 306	2000	C	13	16:58.022	1 Lap	1:11.251	13	64.011

### Not classified

DNF	31	Gary BOWERS	BMW E46 328	2800	B2	7	9:34.976	DNF	1:09.955	2	65.197
DNF	85	Clive COOKSEY	Ford Fiesta	1600	D	1	1:19.236	DNF		0	-
DNS	22	Simon MAYNE	AB Arion	999	E2			DNS		0	-
DNS	59	Damien McKAY	Ginetta G20	1998	E1			DNS		0	-
DNS	75	Jordan LOWING	Westfield	2000	E1			DNS		0	-

Margin of Victory	Avg. Speed	Best Lap Tm	Best Speed	Best Lap by
0.121	65.692	58.384	78.118	79 - Paul BRYDON

Clerk of the Course

Sig : Time :  
Chief Timekeeper : Ian Sharp (SMART Timing)

Results available at [www.speedhive.com](http://www.speedhive.com) and [www.smart-timing.co.uk](http://www.smart-timing.co.uk)

Printed: 10/07/2017 18:20:00

Orbits





# Qualifying Results

Bulletin No. \_\_\_\_\_

## Super Lap Scotland - Round 4

NSSCC Sports & Saloon Car Championship

Knockhill 1.267 miles

Race 1

09/07/2017 15:00

Race (15:00 and 1 Laps) started at 14:53:12



Lap	Time of Day	Lap Tm	S1	S2	S3	S3Spd	SFSpd
<b>(00) Andy ROBINSON</b>							
1	14:54:15.822			22.827	17.531	112.597	106.689
2	14:55:15.769	<b>59.947</b>	19.477	22.998	17.472	113.166	105.681
3	14:56:15.470	<b>59.701</b>	19.565	23.042	<b>17.094</b>	<b>113.935</b>	<b>107.890</b>
4	14:57:24.347	<b>1:08.877</b>	19.640	25.865	23.372	77.761	51.345
5	14:59:44.403	<b>2:20.056</b>	48.395	1:04.768	26.893	52.966	62.894
6	15:01:21.881	<b>1:37.478</b>	31.648	36.749	29.081	50.419	70.417
7	15:02:23.702	<b>1:01.821</b>	21.528	22.941	17.352	111.474	106.520
8	15:03:23.114	<b>59.412</b>	19.014	22.915	17.483	112.976	106.689
9	15:04:22.666	<b>59.552</b>	19.061	23.254	17.237	111.290	106.859
10	15:05:23.184	<b>1:00.518</b>	19.339	23.544	17.635	111.474	105.349
11	15:06:24.297	<b>1:01.113</b>	20.304	23.461	17.348	112.597	107.372
12	15:07:25.378	<b>1:01.081</b>	19.334	24.611	17.136	111.660	107.717
13	15:08:25.273	<b>59.895</b>	19.200	23.140	17.555	113.549	106.183
14	15:09:24.404	<b>59.131</b>	<b>18.893</b>	<b>22.631</b>	17.607	113.166	106.689

<b>(79) Paul BRYDON</b>							
1	14:54:21.000			24.920	18.942	105.020	101.524
2	14:55:23.198	<b>1:02.198</b>	20.401	23.688	18.109	110.922	102.768
3	14:56:24.671	<b>1:01.473</b>	20.171	23.687	17.615	109.832	103.084
4	14:57:29.956	<b>1:05.285</b>	19.381	24.457	21.447	93.726	76.259
5	14:59:46.189	<b>2:16.233</b>	44.406	1:04.311	27.516	53.858	52.966
6	15:01:22.147	<b>1:35.958</b>	30.966	36.094	28.898	50.878	74.152
7	15:02:24.270	<b>1:02.123</b>	20.993	23.179	17.951	108.588	102.926
8	15:03:25.152	<b>1:00.882</b>	19.489	23.666	17.727	110.012	103.561
9	15:04:25.801	<b>1:00.649</b>	19.550	23.142	17.957	110.193	103.402
10	15:05:25.253	<b>59.452</b>	19.283	22.681	17.488	111.474	<b>103.721</b>
11	15:06:25.597	<b>1:00.344</b>	20.317	22.683	17.344	112.597	101.678
12	15:07:26.736	<b>1:01.139</b>	19.594	23.622	17.923	110.012	101.832
13	15:08:26.141	<b>59.405</b>	18.775	<b>22.578</b>	18.052	111.660	102.768
14	15:09:24.525	<b>58.384</b>	<b>18.362</b>	22.711	<b>17.311</b>	111.474	101.218

<b>(12) Scott HUBEL</b>							
1	14:54:20.294			24.839	18.905	97.540	89.596
2	14:55:25.364	<b>1:05.070</b>	21.696	24.668	18.706	98.398	94.651
3	14:56:28.940	<b>1:03.576</b>	20.729	24.411	18.436	99.125	94.518
4	14:57:33.095	<b>1:04.155</b>	20.648	24.650	18.857	100.161	94.252
5	14:59:46.879	<b>2:13.784</b>	42.835	1:03.854	27.095	60.731	54.871
6	15:01:22.881	<b>1:36.002</b>	31.270	35.883	28.849	50.724	71.773
7	15:02:26.529	<b>1:03.648</b>	21.341	24.054	18.253	101.832	95.053
8	15:03:30.316	<b>1:03.787</b>	<b>20.262</b>	24.698	18.827	98.688	95.459
9	15:04:33.449	<b>1:03.133</b>	20.471	24.339	18.323	100.914	94.919
10	15:05:37.102	<b>1:03.653</b>	20.530	24.646	18.477	100.310	94.919
11	15:06:40.500	<b>1:03.398</b>	20.571	24.406	18.421	100.611	94.919
12	15:07:43.932	<b>1:03.432</b>	20.365	24.913	18.154	101.678	94.919
13	15:08:46.487	<b>1:02.555</b>	20.331	<b>24.040</b>	18.184	101.832	<b>95.731</b>
14	15:09:49.932	<b>1:03.445</b>	20.698	24.682	<b>18.065</b>	<b>103.402</b>	95.595

<b>(5) Neil FINNIGHAN</b>							
1	14:54:25.110			26.658	19.553	96.005	96.143
2	14:55:31.517	<b>1:06.407</b>	21.756	25.888	18.763	99.419	97.399
3	14:56:37.748	<b>1:06.231</b>	21.957	25.467	18.807	<b>103.721</b>	99.419
4	14:57:56.226	<b>1:18.478</b>	21.792	31.709	24.977	52.305	68.617
5	14:59:49.089	<b>1:52.863</b>	28.093	58.215	26.555	51.701	61.510
6	15:01:23.871	<b>1:34.782</b>	31.664	35.332	27.786	53.902	70.938
7	15:02:31.246	<b>1:07.375</b>	22.946	25.530	18.899	98.543	<b>101.987</b>
8	15:03:36.974	<b>1:05.728</b>	<b>1:05.728</b>	26.005	18.397	103.402	100.611
9	15:04:43.879	<b>1:06.905</b>	21.654	26.332	18.919	101.371	99.566
10	15:05:50.718	<b>1:06.839</b>	21.973	26.121	18.745	99.125	101.524
11	15:06:56.295	<b>1:05.577</b>	21.719	25.601	<b>18.257</b>	103.402	101.066
12	15:08:02.470	<b>1:06.175</b>	21.780	25.760	18.635	102.768	101.832
13	15:09:07.955	<b>1:05.485</b>	21.389	<b>25.459</b>	18.637	101.678	100.762
14	15:10:13.710	<b>1:05.755</b>	21.403	25.683	18.669	101.678	100.762

<b>(70) Eduardo De SOUSA</b>							
1	14:54:26.181			26.386	19.722	102.454	100.011
2	14:55:32.040	<b>1:05.859</b>	21.399	25.551	18.909	102.926	98.979
3	14:56:38.684	<b>1:06.644</b>	22.318	25.329	18.997	103.402	95.053
4	14:57:58.114	<b>1:19.430</b>	21.838	31.506	26.086	51.701	72.159
5	14:59:53.226	<b>1:55.112</b>	27.824	1:00.011	27.277	50.609	58.815
6	15:01:25.149	<b>1:31.923</b>	28.551	35.899	27.473	49.235	76.958
7	15:02:32.229	<b>1:07.080</b>	22.498	25.473	19.109	102.454	98.998
8	15:03:39.833	<b>1:07.604</b>	21.814	26.371	19.419	94.120	100.011

9	15:04:46.750	<b>1:06.917</b>	23.006	25.310	18.601	102.611	100.611
10	15:05:51.810	<b>1:05.060</b>	21.673	<b>25.062</b>	<b>18.325</b>	<b>106.183</b>	100.310
11	15:06:57.014	<b>1:05.204</b>	21.562	25.068	18.574	105.848	101.678
12	15:08:03.173	<b>1:06.159</b>	21.960	25.425	18.774	104.204	101.987
13	15:09:08.918	<b>1:05.745</b>	21.409	25.149	19.187	103.242	100.762
14	15:10:14.465	<b>1:05.547</b>	<b>21.207</b>	25.318	19.022	101.218	<b>102.142</b>

<b>(57) Phil JORDAN</b>							
1	14:54:26.331			26.580	20.260	93.076	92.818
2	14:55:32.807	<b>1:06.476</b>	21.909	25.506	19.061	103.882	94.919
3	14:56:39.753	<b>1:06.946</b>	22.245	25.615	19.086	102.926	94.518
4	14:57:59.356	<b>1:19.603</b>	21.793	31.577	26.233	47.696	80.658
5	14:59:54.023	<b>1:54.667</b>	28.061	59.458	27.148	50.955	58.507
6	15:01:25.592	<b>1:31.569</b>	29.447	35.666	26.456	49.599	78.214
7	15:02:32.660	<b>1:07.068</b>	22.760	25.229	19.079	104.856	<b>96.976</b>
8	15:03:40.362	<b>1:07.702</b>	21.871	26.143	19.688	90.198	95.731
9	15:04:47.559	<b>1:07.197</b>	23.481	25.212	18.504	104.366	96.558
10	15:05:53.196	<b>1:05.637</b>	21.362	25.534	18.741	103.882	95.188
11	15:06:57.643	<b>1:04.447</b>	<b>21.042</b>	24.911	<b>18.494</b>	105.020	96.697
12	15:08:03.842	<b>1:06.199</b>	21.866	25.455	18.878	104.366	95.595
13	15:09:09.368	<b>1:05.526</b>	21.394	<b>24.906</b>	19.226	<b>105.515</b>	95.731
14	15:10:15.610	<b>1:06.242</b>	21.454	25.243	19.545	105.020	92.181

<b>(41) Stuart CARR</b>							
1	14:54:29.213			27.163	20.299	95.053	94.651
2	14:55:39.195	<b>1:09.982</b>	22.459	27.453	20.070	100.310	94.120
3	14:56:45.317	<b>1:06.122</b>	21.436	26.000	18.686	101.987	94.651
4	14:58:02.808	<b>1:17.491</b>	24.351	27.491	25.649	85.270	71.696
5	14:59:55.767	<b>1:52.959</b>	26.416	1:00.041	26.502	68.970	68.477
6	15:01:26.857	<b>1:31.090</b>	29.175	35.852	26.063	48.209	86.146
7	15:02:33.868	<b>1:07.011</b>	22.368	25.795	18.848	102.926	94.785
8	15:03:41.465	<b>1:07.597</b>	21.709	25.854	20.034	101.524	95.731
9	15:04:49.041	<b>1:07.576</b>	23.373	25.744	18.459	103.242	97.117
10	15:05:54.999	<b>1:05.958</b>	21.236	25.993	18.729	101.987	94.919
11	15:07:00.106	<b>1:05.107</b>	<b>21.179</b>	<b>25.272</b>	18.656	104.529	94.385
12	15:08:06.346	<b>1:06.240</b>	21.644	25.862	18.734	99.125	95.731
13	15:09:12.085	<b>1:05.739</b>	21.246	25.869	18.624	101.832	96.143
14	15:10:18.048	<b>1:05.963</b>	21.990	25.694	<b>18.279</b>	<b>105.848</b>	<b>98.111</b>

<b>(63) Kyle MURCHIE</b>							
1	14:54:23.498			25.975	19.337	98.833	94.252
2	14:55:29.581	<b>1:06.083</b>	21.721	25.674	18.688	100.011	92.947
3	14:56:36.475	<b>1:06.894</b>	21.595	26.846			



# Qualifying Results

Bulletin No. \_\_\_\_\_

## Super Lap Scotland - Round 4

NSSCC Sports & Saloon Car Championship

Knockhill 1.267 miles

Race 1

09/07/2017 15:00

Race (15:00 and 1 Laps) started at 14:53:12

Lap	Time of Day	Lap Tm	S1	S2	S3	S3Spd	SFSpd	Lap	Time of Day	Lap Tm	S1	S2	S3	S3Spd	SFSpd
3	14:56:51.744	1:11.660	24.991	26.964	19.705	92.947	85.925	1	14:54:56.334			53.215	20.188	91.928	86.927
4	14:58:05.823	1:14.079	24.312	26.897	22.870	89.957	63.071	2	14:56:07.432	1:11.098	23.507	27.355	20.236	94.120	87.153
5	14:59:59.109	1:53.286	26.478	1:00.394	26.414	61.680	66.181	3	14:57:21.897	1:14.465	23.016	28.156	23.293	78.672	55.737
6	15:01:30.499	1:31.390	28.270	36.159	26.961	44.266	75.914	4	14:58:38.824	1:16.927	27.962	27.916	21.049	84.200	81.839
7	15:02:39.837	1:09.338	23.471	26.244	19.623	93.205	87.153	5	15:00:06.526	1:27.702	27.149	35.274	25.279	73.022	62.835
8	15:03:47.509	1:07.672	22.518	25.527	19.627	99.125	88.183	6	15:01:38.323	1:31.797	28.355	37.068	26.374	52.716	88.299
9	15:04:56.824	1:09.315	22.736	26.551	20.028	96.697	90.320	7	15:02:48.892	1:10.569	23.256	27.078	20.235	89.239	88.416
10	15:06:04.050	1:07.226	21.989	25.835	19.402	99.714	91.303	8	15:04:00.228	1:11.336	23.612	27.388	20.336	89.002	85.596
11	15:07:10.892	1:06.842	21.974	25.496	19.372	100.611	89.836	9	15:05:12.243	1:12.015	24.074	27.186	20.755	91.055	85.706
12	15:08:17.519	1:06.627	22.111	25.409	19.107	98.688	90.932	10	15:06:23.645	1:11.402	23.996	27.020	20.386	91.055	86.368
13	15:09:23.549	1:06.030	21.824	24.941	19.265	100.011	89.477	11	15:07:34.941	1:11.296	23.230	27.367	20.699	84.732	87.040
14	15:10:30.412	1:06.863	22.119	25.340	19.404	99.419	88.299	12	15:08:44.427	1:09.486	23.040	26.316	20.130	93.857	88.183
								13	15:09:55.716	1:11.289	23.959	26.902	20.428	87.266	81.146

(55) Daniel McKAY							
1	14:54:34.264			28.347	21.103	90.077	83.363
2	14:55:44.982	1:10.718	23.650	26.593	20.475	93.857	84.946
3	14:56:54.328	1:09.346	22.704	26.459	20.183	94.252	83.675
4	14:58:11.526	1:17.198	25.016	29.151	23.031	81.938	75.487
5	15:00:02.313	1:50.787	24.890	1:00.212	25.685	71.164	57.752
6	15:01:32.818	1:30.505	28.212	36.275	26.018	45.160	84.946
7	15:02:44.508	1:11.690	24.046	27.343	20.301	92.308	85.706
8	15:03:53.976	1:09.468	22.284	27.050	20.134	93.988	86.146
9	15:05:04.200	1:10.224	22.349	26.206	21.669	93.076	83.989
10	15:06:12.472	1:08.272	22.155	26.003	20.114	94.385	85.487
11	15:07:19.622	1:07.150	21.944	25.461	19.745	93.726	86.146
12	15:08:27.470	1:07.848	21.447	25.251	21.150	94.120	87.153
13	15:09:33.579	1:06.109	21.196	25.063	19.850	93.857	83.467

(84) Peter PARKIN							
1	14:54:38.227						
2	14:55:53.073	1:14.846	24.534	30.169	21.832		88.884
3	14:57:07.068	1:13.995	24.074	29.122	21.190		88.884
4	14:58:22.459	1:15.391	25.533	28.485	21.373		88.884
5	15:00:04.832	1:42.373	24.693	52.646	25.034		70.640
6	15:01:37.838	1:33.006	28.923	37.073	27.010		45.651
7	15:02:53.804	1:15.966	25.827	28.784	21.355		89.239
8	15:04:07.784	1:13.980	24.618	28.290	21.072		88.767
9	15:05:20.542	1:12.758	23.387	28.294	21.077		90.320
10	15:06:34.927	1:14.385	25.568	27.796	21.021		89.596
11	15:07:47.042	1:12.115	23.354	27.869	20.892		89.716
12	15:08:59.183	1:12.141	23.801	27.381	20.959		89.596
13	15:10:10.434	1:11.251	23.027	27.115	21.109		89.596

(7) Alan McPHERSON							
1	14:54:27.984			27.278	20.112	91.055	93.205
2	14:55:39.140	1:11.156	22.970	27.668	20.518	91.427	92.308
3	14:56:52.108	1:12.968	24.688	27.921	20.359	86.368	89.358
4	14:58:08.557	1:16.449	25.671	28.793	21.985	84.412	77.047
5	15:00:00.435	1:51.878	25.800	1:00.699	25.379	72.785	63.973
6	15:01:30.870	1:30.435	28.306	36.057	26.072	45.528	85.054
7	15:02:43.171	1:12.301	24.225	27.687	20.389	89.477	90.077
8	15:03:54.309	1:11.138	23.282	27.191	20.665	89.596	88.068
9	15:05:05.562	1:11.253	23.254	26.537	21.462	95.323	93.857
10	15:06:18.129	1:12.567	24.290	27.668	20.609	89.836	94.385
11	15:07:28.642	1:10.513	22.831	27.883	19.799	89.239	91.427
12	15:08:36.526	1:07.884	22.346	25.946	19.592	95.459	91.802
13	15:09:44.392	1:07.866	22.072	26.204	19.590	95.053	89.716

(31) Gary BOWERS							
1	14:54:30.079						20.151
2	14:55:40.034	1:09.955					20.251
3	14:56:50.986	1:10.952					19.258
4	14:58:04.746	1:13.760					22.926
5	14:59:58.074	1:53.328					26.453
6	15:01:30.142	1:32.068					27.032
7	15:02:47.388	1:17.246					21.778

(85) Clive COOKSEY							
1	14:54:31.648			27.707	20.431	93.076	86.590

(8) Dave BOTTERILL							
1	14:54:35.056			29.565	21.814	84.732	88.649
2	14:55:48.390	1:13.334			20.293	93.335	89.358
3	14:57:00.051	1:11.661			19.962	94.252	89.957
4	14:58:12.355	1:12.304			20.602	95.323	84.095
5	15:00:02.869	1:50.514	25.458	59.496	25.560	71.013	59.651
6	15:01:34.304	1:31.435			26.408	45.251	89.716
7	15:02:45.893	1:11.589		27.710	20.235	87.722	90.442
8	15:03:55.232	1:09.339	22.984	26.726	19.629	98.111	90.442
9	15:05:06.389	1:11.157			21.055	93.857	91.552
10	15:06:18.520	1:12.131		27.803	20.272	93.726	89.002
11	15:07:29.674	1:11.154	23.657	27.607	19.890	94.785	90.686
12	15:08:38.079	1:08.405	22.499	26.467	19.439	96.976	90.932
13	15:09:45.869	1:07.790	22.163	26.383	19.244	99.125	90.564

(621) Drew MYERSCOUGH							
1	14:54:34.592				20.685	85.270	94.252
2	14:55:43.912	1:09.320			19.690	93.857	
3	14:56:53.345	1:09.433			19.783	91.055	
4	14:58:10.288	1:16.943			22.602	82.849	80.561
5	15:00:01.395	1:51.107			25.656		63.190
6	15:01:31.950	1:30.555			26.141	46.313	91.677
7	15:02:43.408	1:11.458			19.716	93.857	95.323
8	15:03:52.273	1:08.865			20.028		92.308
9	15:05:05.520	1:13.247			23.157	92.562	94.919
10	15:06:18.672	1:13.152			21.601	89.002	93.857
11	15:07:30.853	1:12.181			20.017	94.651	94.651
12	15:08:41.278	1:10.425			20.641		91.802
13	15:09:52.979	1:11.701			20.965		89.358

(4) Paul TAYLOR							

Clerk of the Course

Orbits

Sig :                          Time :  
Chief Timekeeper : Ian Sharp (SMART Timing)  
Results available at www.speedhive.com and www.smart-timing.co.uk





# Race Results

Bulletin No. \_\_\_\_\_

## Super Lap Scotland - Round 4

Lapchart


NSSCC Sports & Saloon Car Championship

Knockhill 1.267 miles

Race 1

09/07/2017 15:00

Race (15:00 and 1 Laps) started at 14:53:12



Competitors	Laps														
		1	2	3	4	5	6	7	8	9	10	11	12	13	14
Andy ROBINSON (00)	1	00	00	00	00	00	00	00	00	00	00	00	00	00	00
Scott HUBEL (12)	2	12	79	79	79	79	79	79	79	79	79	79	79	79	79
Paul BRYDON (79)	3	79	12	12	12	12	12	12	12	12	12	12	12	12	12
Kyle MURCHIE (63)	4	63	63	63	63	63	63	63	5	5	5	5	5	5	5
Neil FINNIGHAN (5)	5	5	5	5	5	5	5	5	63	70	70	70	70	70	70
Eduardo De SOUSA (70)	6	70	70	70	70	70	70	70	70	57	57	57	57	57	57
Phil JORDAN (57)	7	57	57	57	57	57	57	57	57	41	41	41	41	41	41
Alan McPHERSON (7)	8	7	77	41	41	41	41	41	41	77	77	77	77	77	63
Mark LEYBOURNE (77)	9	77	7	77	77	77	77	77	77	63	63	63	63	63	77
Stuart CARR (41)	10	41	41	31	31	31	31	72	72	72	72	72	72	72	72
Gary BOWERS (31)	11	31	31	72	72	72	72	7	621	55	55	55	55	55	55
Carl CHAMBERS (72)	12	72	72	7	7	7	7	621	55	621	7	7	7	7	7
Clive COOKSEY (85)	13	85	621	621	621	621	621	55	7	7	8	8	8	8	8
Daniel McKay (55)	14	55	55	55	55	55	55	8	8	8	621	621	621	621	621
Drew MYERSCOUGH (621)	15	621	8	8	8	8	8	31	4	4	4	4	4	4	4
Dave BOTTERILL (8)	16	8	84	84	84	84	84	4	84	84	84	84	84	84	84
Peter PARKIN (84)	17	84	4	4	4	4	4	84							
Paul TAYLOR (4)	18	4													
-	19														
-	20														
-	21														

Margin of Victory	Avg. Speed	Best Lap Tm	Best Speed	Best Lap by
0.121	65.692	58.384	78.118	79 - Paul BRYDON

Clerk of the Course

Orbits

Sig : Time :  
Chief Timekeeper : Ian Sharp (SMART Timing)

Results available at [www.speedhive.com](http://www.speedhive.com) and [www.smart-timing.co.uk](http://www.smart-timing.co.uk)





Sorted on Laps

Pos	No.	Name	Make/Model	CC	Class	Laps	Total Tm	Diff	Best Tm	In Lap	Best Speed
1	92	Graham ROSS	MG ZR 190	1800	A	17	20:31.834		1:02.718	16	72.720
2	87	Colin ROBERTSON	MG ZR 190	1800	A	17	20:32.146	0.312	1:02.613	17	72.842
3	73	Ross MAKAR	MG ZR 190	1800	A	17	20:37.509	5.675	1:03.329	2	72.018
4	77	Robin WALKER	MG ZR 190	1800	A	17	20:40.988	9.154	1:03.035	2	72.354
5	69	Paul LUTI	MG ZR 170	1800	B	17	20:44.545	12.711	1:03.051	15	72.336
6	22	Gary WETTON	MG ZR 190	1800	A	17	20:48.957	17.123	1:03.616	2	71.693
7	13	Andrew ROGERSON	MG ZR 170	1800	B	17	20:56.165	24.331	1:02.819	17	72.603
8	19	Richard MARSH	MG ZR 170	1800	B	17	20:56.229	24.395	1:04.382	2	70.840
9	2	Chris BRAY	MG ZR 170	1800	B	17	20:57.797	25.963	1:03.332	16	72.015
10	31	Jack ROBERTS	MG ZR 170	1800	B	17	20:59.569	27.735	1:03.252	17	72.106
11	88	James COLE	MG ZR 170	1800	B	17	21:00.101	28.267	1:02.699	16	72.742
12	7	Will PAYNE	MG ZR 170	1800	B	17	21:03.146	31.312	1:03.268	17	72.088
13	4	Simon BYRNE	MG ZR 170	1800	B	17	21:10.499	38.665	1:04.453	15	70.762
14	55	Tom BUTLER	MG ZR 170	1800	B	17	21:10.663	38.829	1:03.987	16	71.278
15	46	Ryan FIRTH	MG ZR 170	1800	B	17	21:11.177	39.343	1:03.446	17	71.885
16	64	Matt TURNBULL	MG ZR 160	1800	C	17	21:23.917	52.083	1:04.442	17	70.774
17	75	Andy SPENCER	MG ZR 160	1800	C	17	21:25.878	54.044	1:05.771	14	69.344
18	37	Mike HARRIS	MG ZR 170	1800	B	17	21:30.421	58.587	1:04.729	17	70.461
19	63	Ollie HOOD	MG ZR 170	1800	B	16	20:35.182	1 Lap	1:06.226	2	68.868
20	32	Iain DOWLER	MG ZR 170	1800	B	16	20:44.426	1 Lap	1:07.011	16	68.061
21	90	Joe CRUTTENDEN	MG ZR 160	1800	C	16	20:45.134	1 Lap	1:07.076	16	67.995
22	80	Tylor BALLARD	MG ZR 160	1800	C	16	20:48.863	1 Lap	1:08.047	16	67.025
23	39	James BLAKE	MG ZR 170	1800	B	16	21:14.817	1 Lap	1:07.637	16	67.431
24	58	Tony JONES	MG ZR 160	1800	C	16	21:30.206	1 Lap	1:09.409	16	65.710
<b>Not classified</b>											
DNF	99	Doug COLE	MG ZR 190	1800	A	13	16:36.510	DNF	1:03.421	11	71.914
DNF	50	John BOOTH	MG ZR 160	1800	C	1	1:21.595	DNF		0	-
DNF	33	Patrick BOOTH	MG ZR 170	1800	B			DNF		0	-

#### Announcements

AMENDED RESULT - Car No.87 - Racetime includes 1 second time penalty - C2.3 Gaining unfair advantage

Margin of Victory	Avg. Speed	Best Lap Tm	Best Speed	Best Lap by
0.312	62.942	1:02.613	72.842	87 - Colin ROBERTSON

Clerk of the Course

Sig : Time :  
Chief Timekeeper : Ian Sharp (SMART Timing)

Results available at [www.speedhive.com](http://www.speedhive.com) and [www.smart-timing.co.uk](http://www.smart-timing.co.uk)

Printed: 10/07/2017 18:16:11



# Super Lap Scotland - Round 4

MG Trophy

Knockhill 1.267 miles

Race 2 - AMENDED RESULT

09/07/2017 15:30

Race (20:00 Time) started at 15:22:05

Lap	Time of Day	Lap Tm	S1	S2	S3	S3Spd	SFSpd	Lap	Time of Day	Lap Tm	S1	S2	S3	S3Spd	SFSpd
<b>(92) Graham ROSS</b>								16	15:41:42.717	<b>1:04.788</b>	20.879	24.638	19.271	94.785	84.306
1	15:23:12.591			23.769	19.168	93.595	83.675	17	15:42:46.057	<b>1:03.340</b>	<b>20.473</b>	23.764	19.103	95.188	84.839
2	15:24:15.638	<b>1:03.047</b>	20.447	23.414	19.186	93.465	83.989	<b>(69) Paul LUTI</b>							
3	15:25:30.663	<b>1:15.025</b>	21.976	28.795	24.254	65.599	64.403	1	15:23:13.330			23.804	19.208	92.690	81.839
4	15:27:18.754	<b>1:48.091</b>	34.314	43.689	30.088	48.383	55.461	2	15:24:16.530	<b>1:03.200</b>	20.279	23.704	19.217	91.928	81.639
5	15:29:15.655	<b>1:56.901</b>	36.238	51.975	28.688	54.515	47.594	3	15:25:32.718	<b>1:16.188</b>	21.713	29.460	25.015	65.535	66.509
6	15:30:57.979	<b>1:42.324</b>	33.373	42.840	26.111	47.934	<b>84.412</b>	4	15:27:20.507	<b>1:47.789</b>	33.538	43.977	30.274	48.488	51.306
7	15:32:01.920	<b>1:03.941</b>	20.675	24.181	19.085	93.595	83.157	5	15:29:16.923	<b>1:56.416</b>	35.630	52.351	28.435	50.762	48.071
8	15:33:04.946	<b>1:03.026</b>	20.446	23.702	18.878	93.335	83.571	6	15:30:58.264	<b>1:41.341</b>	32.995	42.560	25.786	50.155	<b>82.645</b>
9	15:34:08.610	<b>1:03.664</b>	20.546	23.946	19.172	93.205	80.950	7	15:32:04.687	<b>1:06.423</b>	21.874	24.804	19.745	92.562	<b>80.853</b>
10	15:35:11.864	<b>1:03.254</b>	20.715	23.708	<b>18.831</b>	93.857	83.885	8	15:33:09.815	<b>1:05.128</b>	21.516	24.349	19.263	92.308	81.639
11	15:36:16.775	<b>1:04.911</b>	20.677	25.386	18.848	93.205	83.885	9	15:34:14.251	<b>1:04.436</b>	20.953	24.317	19.166	92.181	81.938
12	15:37:20.622	<b>1:03.847</b>	20.989	23.809	19.049	93.595	83.571	10	15:35:17.980	<b>1:03.729</b>	20.637	24.058	<b>19.034</b>	92.818	81.441
13	15:38:23.738	<b>1:03.116</b>	20.421	23.790	18.905	93.857	83.571	11	15:36:22.031	<b>1:04.051</b>	20.586	24.270	19.195	92.690	80.658
14	15:39:27.026	<b>1:03.288</b>	20.429	23.738	19.121	<b>95.323</b>	82.951	12	15:37:26.735	<b>1:04.704</b>	21.468	24.157	19.079	92.430	80.176
15	15:40:30.278	<b>1:03.252</b>	20.597	23.664	18.991	94.385	83.260	13	15:38:30.475	<b>1:03.740</b>	20.560	24.029	19.151	92.690	81.343
16	15:41:32.996	<b>1:02.718</b>	<b>20.200</b>	<b>23.358</b>	19.160	94.651	82.341	14	15:39:34.100	<b>1:03.625</b>	20.458	23.913	19.254	92.562	81.739
17	15:42:36.903	<b>1:03.907</b>	20.211	23.397	20.299	94.120	83.571	15	15:40:37.151	<b>1:03.051</b>	20.306	<b>23.694</b>	19.051	<b>92.947</b>	81.839
<b>(87) Colin ROBERTSON</b>								16	15:41:41.563	<b>1:04.412</b>	20.389	24.670	19.353	<b>90.932</b>	80.950
1	15:23:13.905			24.170	19.251	94.120	83.157	17	15:42:49.614	<b>1:08.051</b>	<b>20.167</b>	25.924	21.960	75.148	66.974
2	15:24:16.941	<b>1:03.036</b>	20.489	23.526	19.021	94.518	83.260	<b>(22) Gary WETTON</b>							
3	15:25:33.679	<b>1:16.738</b>	21.555	30.084	25.099	65.216	60.457	1	15:23:15.197			24.259	19.331	93.335	81.938
4	15:27:21.034	<b>1:47.355</b>	32.996	43.945	30.414	48.037	50.043	2	15:24:18.813	<b>1:03.616</b>	<b>20.473</b>	<b>24.051</b>	<b>19.092</b>	93.205	82.747
5	15:29:17.419	<b>1:56.385</b>	36.148	51.911	28.326	51.701	47.866	3	15:25:35.789	<b>1:16.976</b>	20.861	31.279	24.836	63.549	65.535
6	15:30:58.559	<b>1:41.140</b>	33.188	42.466	25.486	50.762	<b>84.200</b>	4	15:27:23.111	<b>1:47.322</b>	32.804	44.182	30.336	42.798	48.664
7	15:32:03.161	<b>1:04.602</b>	21.414	24.265	18.923	94.651	83.885	5	15:29:19.861	<b>1:56.750</b>	37.020	51.568	28.162	53.176	50.457
8	15:33:06.411	<b>1:03.250</b>	20.464	23.733	19.053	93.857	83.363	6	15:31:00.402	<b>1:40.541</b>	32.808	42.923	24.810	49.709	82.139
9	15:34:09.931	<b>1:03.520</b>	20.505	24.070	18.945	93.857	83.467	7	15:32:05.948	<b>1:05.546</b>	21.455	24.592	19.499	93.205	82.849
10	15:35:12.980	<b>1:03.049</b>	20.485	23.686	<b>18.878</b>	94.651	83.054	8	15:33:11.013	<b>1:05.065</b>	21.202	24.518	19.345	93.726	82.240
11	15:36:17.460	<b>1:04.480</b>	20.607	24.982	18.891	93.076	83.467	9	15:34:15.497	<b>1:04.484</b>	20.913	24.240	19.331	<b>94.252</b>	82.645
12	15:37:20.967	<b>1:03.507</b>	20.759	23.700	19.048	94.785	82.849	10	15:35:20.096	<b>1:04.599</b>	20.829	24.246	19.524	94.120	<b>82.951</b>
13	15:38:24.235	<b>1:03.268</b>	20.543	23.546	19.179	94.785	83.467	11	15:36:24.723	<b>1:04.627</b>	20.824	24.405	19.398	93.335	82.849
14	15:39:27.653	<b>1:03.418</b>	20.444	23.458	19.516	<b>96.281</b>	81.540	12	15:37:31.497	<b>1:06.774</b>	22.468	24.488	19.818	93.465	81.343
15	15:40:30.945	<b>1:03.292</b>	20.504	23.305	19.483	95.731	82.951	13	15:38:36.529	<b>1:05.032</b>	20.999	24.436	19.597	92.181	81.839
16	15:41:33.602	<b>1:02.657</b>	<b>20.007</b>	<b>23.139</b>	19.511	95.595	81.938	14	15:39:41.215	<b>1:04.686</b>	20.860	24.215	19.611	92.947	81.839
17	15:42:36.215	<b>1:02.613</b>	20.024	23.313	19.276	95.188	82.849	15	15:40:45.434	<b>1:04.219</b>	20.781	24.255	19.183	92.818	82.543
<b>(73) Ross MAKAR</b>								16	15:41:49.497	<b>1:04.063</b>	20.704	24.116	19.243	93.726	82.442
1	15:23:12.144			23.949	19.163	91.802	83.780	17	15:42:54.026	<b>1:04.529</b>	20.532	24.315	19.682	93.465	82.039
2	15:24:15.473	<b>1:03.329</b>	<b>20.541</b>	<b>23.546</b>	19.242	93.335	83.780	<b>(13) Andrew ROGERSON</b>							
3	15:25:29.073	<b>1:13.600</b>	21.389	27.912	24.299	58.866	64.034	1	15:23:17.082				19.891	91.552	79.890
4	15:27:17.454	<b>1:48.381</b>	35.242	43.422	29.717	47.832	55.876	2	15:24:21.188	<b>1:04.106</b>			19.360	<b>92.562</b>	<b>81.048</b>
5	15:29:14.184	<b>1:56.730</b>	36.388	51.324	29.018	54.206	50.006	3	15:25:37.671	<b>1:16.483</b>			25.004		63.429
6	15:30:57.366	<b>1:43.182</b>	34.117	42.919	26.146	48.175	48.732	4	15:27:25.034	<b>1:47.363</b>			30.300	45.099	46.635
7	15:32:02.178	<b>1:04.812</b>	20.913	24.548	19.351	90.442	<b>85.162</b>	5	15:29:22.242	<b>1:57.208</b>			27.860		46.538
8	15:33:05.923	<b>1:03.745</b>	20.702	23.885	19.158	93.726	84.412	6	15:31:01.984	<b>1:39.742</b>			24.349		81.048
9	15:34:10.405	<b>1:04.482</b>	20.591	24.700	19.191	93.726	84.518	7	15:32:08.348	<b>1:06.364</b>			20.189	91.179	76.607
10	15:35:14.344	<b>1:03.939</b>	20.671	24.018	19.250	93.726	83.675	8	15:33:14.186	<b>1:05.838</b>			19.872		80.368
11	15:36:18.975	<b>1:04.631</b>	20.818	24.691	<b>19.122</b>	93.465	84.095	9	15:34:19.826	<b>1:05.640</b>			19.676		80.272
12	15:37:22.976	<b>1:04.001</b>	20.671	24.000	19.330	93.857	83.675	10	15:35:26.766	<b>1:06.940</b>			20.156		80.176
13	15:38:26.996	<b>1:04.020</b>	20.854	23.837	19.329	93.988	83.885	11	15:36:32.487	<b>1:05.721</b>			19.707		80.176
14	15:39:30.541	<b>1:03.545</b>	20.621	23.766	19.158	<b>94.785</b>	83.885	12	15:37:39.413	<b>1:06.926</b>			20.003		80.950
15	15:40:34.630	<b>1:04.089</b>	20.668	24.096	19.325	93.465	83.780	13	15:38:46.198	<b>1:06.785</b>			19.566		80.368
16	15:41:38.419	<b>1:03.789</b>	20.573	23.824	19.392	92.947	83.054	14	15:39:51.452	<b>1:05.254</b>			19.754	89.716	80.465
17	15:42:42.578	<b>1:04.159</b>	20.856	23.721	19.582	93.857	83.571	15	15:40:55.252	<b>1:03.800</b>			19.279		79.795
<b>(77) Robin WALKER</b>								16	15:41:58.415	<b>1:03.163</b>			19.246		80.081
1	15:23:14.255			24.174	18.873	95.053	85.596	17	15:43:01.234	<b>1:02.819</b>			19.348	92.435	80.465
2	15:24:17.290	<b>1:03.035</b>	20.734	<b>23.696</b>	<b>18.605</b>	95.731	85.706	<b>(19) Richard MARSH</b>							
3	15:25:34.612	<b>1:17.322</b>	21.981	30.212	25.129	63.912	56.679	1	15:23:17.075				19.700	91.552	80.081
4	15:27:22.129	<b>1:47.517</b>	33.037	44.261	30.219	45.996	46.506	2	15:24:21.457	<b>1:04.382</b>			<b>19.418</b>	<b>92.435</b>	<b>82.240</b>
5	15:29:18.372	<b>1:56.243</b>	36.475	51.598	28.170	52.428	49.489	3	15:25:38.303	<b>1:16.846</b>			25.173	59.126	69.904
6	15:30:59.118	<b>1:40.746</b>	33.138	42.409	25.199	46.441	86.035	4	15:27:25.797	<b>1:47.494</b>			30.249	43.548	49.931
7	15:32:04.583	<b>1:05.465</b>	21.436	24.707	19.322	95.868	82.543	5	15:29:22.883	<b>1:57.086</b>			26.802	48.037	46.570
8	15:33:10.000	<b>1:05.417</b>	22.194	24.234	18.989	95.323	<b>86.257</b>	6	15:31:02.757	<b>1:39.874</b>			24.726	49.562	81.048
9	15:34:14.647	<b>1:04.647</b>	21.353	24.251	19.043	95.053	82.849	7	15:32:07.947	<b>1:05.190</b>			19.683	92.054	81.441
10	15:35:18.393	<b>1:03.746</b>	21.114	23.819	18.813	96.143	85.596	8	15:33:13.249	<b>1:05.302</b>			1		



# Super Lap Scotland - Round 4

## MG Trophy

Knockhill 1.267 miles

### Race 2 - AMENDED RESULT

09/07/2017 15:30

#### Race (20:00 Time) started at 15:22:05

Lap	Time of Day	Lap Tm	S1	S2	S3	S3Spd	SFSpd
14	15:39:47.167	1:05.573			19.981	89.596	79.417
15	15:40:51.923	1:04.756			19.701	89.596	80.081
16	15:41:56.590	1:04.667			19.629	89.716	78.857
17	15:43:01.298	1:04.708			19.748	88.532	75.233

(2) Chris BRAY

1	15:23:18.027			24.569	19.981	91.427	79.511
2	15:24:22.611	1:04.584	21.322	23.889	19.373	92.054	80.368
3	15:25:41.279	1:18.668	22.541	30.258	25.869	65.407	57.064
4	15:27:28.037	1:46.758	31.105	45.315	30.338	47.832	46.027
5	15:29:25.791	1:57.754	38.516	51.666	27.572	38.723	52.102
6	15:31:03.405	1:37.614	31.177	42.834	23.603	57.455	80.176
7	15:32:09.840	1:06.435	21.730	24.812	19.893	89.716	79.323
8	15:33:15.352	1:05.512	21.332	24.596	19.584	92.308	80.465
9	15:34:20.388	1:05.036	21.165	24.324	19.547	92.308	80.658
10	15:35:27.056	1:06.668	21.241	25.207	20.220	87.608	79.606
11	15:36:32.824	1:05.768	21.159	25.116	19.493	89.716	81.048
12	15:37:39.444	1:06.620	21.265	25.654	19.701	91.055	78.488
13	15:38:46.587	1:07.143	22.277	25.262	19.604	90.686	78.857
14	15:39:51.705	1:05.118	20.646	24.696	19.776	91.677	80.465
15	15:40:55.730	1:04.025	20.643	23.797	19.585	93.465	80.853
16	15:41:59.062	1:03.332	20.276	23.594	19.462	93.335	80.465
17	15:43:02.866	1:03.804	20.297	24.067	19.440	92.562	80.081

(31) Jack ROBERTS

1	15:23:16.666			24.879	19.783	93.205	81.441
2	15:24:20.497	1:03.831	20.963	23.723	19.145	93.988	82.341
3	15:25:36.918	1:16.421	21.219	30.534	24.668	60.403	61.737
4	15:27:24.512	1:47.594	33.016	44.190	30.388	44.649	45.776
5	15:29:21.617	1:57.105	37.336	51.590	28.179	49.127	46.249
6	15:31:01.114	1:39.497	32.210	42.852	24.435	46.863	82.039
7	15:32:07.609	1:06.495	21.582	25.091	19.822	92.435	81.739
8	15:33:18.134	1:10.525	24.552	25.822	20.151	86.927	83.467
9	15:34:24.893	1:06.759	21.775	25.260	19.724	93.335	83.157
10	15:35:32.747	1:07.854	22.340	25.357	20.157	92.818	81.343
11	15:36:39.062	1:06.315	21.573	25.037	19.705	92.690	83.363
12	15:37:44.865	1:05.803	21.723	24.650	19.430	92.181	82.442
13	15:38:49.604	1:04.739	20.953	24.391	19.395	92.308	81.839
14	15:39:53.901	1:04.297	20.880	24.040	19.377	92.562	82.951
15	15:40:58.036	1:04.135	20.917	23.876	19.342	92.690	82.341
16	15:42:01.386	1:03.350	20.443	23.718	19.189	93.335	82.139
17	15:43:04.638	1:03.252	20.179	23.619	19.454	93.076	82.442

(88) James COLE

1	15:23:17.522			24.570	19.970	92.818	80.853
2	15:24:21.989	1:04.467	21.165	23.738	19.564	92.818	80.853
3	15:25:39.828	1:17.839	21.886	29.862	26.091	61.510	64.465
4	15:27:27.109	1:47.281	31.692	45.085	30.504	44.828	45.558
5	15:29:24.100	1:56.991	38.258	51.702	27.031	41.476	55.187
6	15:31:03.122	1:39.022	31.800	43.347	23.875	53.008	80.853
7	15:32:10.203	1:07.081	21.480	25.333	20.268	87.266	80.368
8	15:33:17.757	1:07.554	21.886	25.800	19.868	88.299	80.465
9	15:34:24.620	1:06.863	21.788	25.154	19.921	91.303	80.853
10	15:35:31.987	1:07.367	22.311	25.299	19.757	90.686	80.853
11	15:36:38.975	1:06.988	21.861	25.313	19.814	91.179	80.465
12	15:37:45.190	1:06.215	22.010	24.716	19.489	91.552	81.739
13	15:38:51.183	1:05.993	21.415	24.436	20.142	92.562	81.540
14	15:39:55.118	1:03.935	20.906	23.630	19.399	93.076	81.839
15	15:40:59.441	1:04.323	21.320	23.817	19.186	92.562	82.039
16	15:42:02.140	1:02.699	20.253	23.296	19.150	93.076	81.639
17	15:43:05.170	1:03.030	20.125	23.261	19.644	92.947	81.441

(7) Will PAYNE

1	15:23:18.345			24.593	19.909	93.076	81.739
2	15:24:23.165	1:04.820	21.400	23.979	19.441	93.988	82.240
3	15:25:42.513	1:19.348	22.897	30.210	26.241	64.527	53.302
4	15:27:30.321	1:47.808	30.848	46.181	30.779	44.918	44.354
5	15:29:27.366	1:57.045	37.885	51.281	27.879	41.095	54.163
6	15:31:04.673	1:37.307	31.121	43.134	23.052	56.727	81.244
7	15:32:12.080	1:07.407	21.837	25.206	20.364	91.677	81.739
8	15:33:19.726	1:07.646	22.231	25.363	20.052	92.947	81.639
9	15:34:26.431	1:06.705	21.800	25.118	19.787	92.818	82.139
10	15:35:33.569	1:07.138	22.098	25.065	19.975	92.947	82.645
11	15:36:39.846	1:06.277	21.758	24.734	19.785	92.690	82.747

Lap	Time of Day	Lap Tm	S1	S2	S3	S3Spd	SFSpd
12	15:37:47.510	1:07.664	21.532	26.306	19.826	92.181	81.639
13	15:38:52.668	1:05.158	21.354	24.207	19.597	93.335	82.442
14	15:39:57.986	1:05.318	22.141	23.734	19.443	93.205	82.139
15	15:41:01.669	1:03.683	20.370	24.083	19.230	93.465	82.442
16	15:42:04.947	1:03.278	20.229	23.569	19.480	93.335	82.240
17	15:43:08.215	1:03.268	20.351	23.678	19.239	93.335	81.639

(4) Simon BYRNE

1	15:23:19.135			25.037	19.975	92.435	80.853
2	15:24:23.908	1:04.773			19.318	92.690	81.938
3	15:25:43.098	1:19.190			25.950	60.512	53.091
4	15:27:31.391	1:48.293	31.080	46.702	30.511	44.266	43.947
5	15:29:28.356	1:56.965	38.253	50.741	27.971	41.044	52.224
6	15:31:05.113	1:36.757	31.301	42.734	22.722	53.091	81.739
7	15:32:13.094	1:07.981	22.158	25.642	20.181	89.477	81.639
8	15:33:21.478	1:08.384			19.846	90.932	81.244
9	15:34:28.597	1:07.119	25.610		19.572	91.427	81.343
10	15:35:36.148	1:07.551			19.701	91.055	81.146
11	15:36:43.370	1:07.222	21.913	25.682	19.627	91.552	81.540
12	15:37:50.576	1:07.206	22.031	25.613	19.562	91.552	81.441
13	15:38:56.349	1:05.773	21.628	24.845	19.300	92.562	81.244
14	15:40:01.000	1:04.651			19.214	91.802	81.639
15	15:41:05.453	1:04.453			19.055	92.690	81.938
16	15:42:10.824	1:05.371			19.834	93.857	80.465
17	15:43:15.568	1:04.744	20.856	24.358	19.530	92.181	81.244

(55) Tom BUTLER

1	15:23:22.091			26.138	20.358	91.802	77.313
2	15:24:28.473	1:06.382			19.700	92.690	81.343
3	15:25:48.072	1:19.599	22.572	31.240	25.787	58.660	53.008
4	15:27:36.706	1:48.634	30.009	47.413	31.212	38.000	47.392
5	15:29:34.782	1:58.076	41.722	47.806	28.548	45.404	60.132
6	15:31:09.683	1:34.901	30.609	41.333	22.959	51.821	80.853
7	15:32:18.503	1:08.820			20.492	89.957	79.985
8	15:33:26.705	1:08.202		26.010	20.161	90.932	80.950
9	15:34:33.959	1:07.254			19.901	91.552	81.540
10	15:35:40.643	1:06.684			19.947	92.054	81.048
11	15:36:46.917	1:06.274	21.544	24.904	19.826	92.054	80.853
12	15:37:52.418	1:05.501	21.466	24.511	19.524	93.205	81.739
13	15:38:58.547	1:06.129	21.483	24.844	19.802	92.308	79.890
14	15:40:03.097	1:04.550			19.463	92.818	81.540
15	15:41:07.309	1:04.212		23.877	19.450	93.595	81.540
16	15:42:11.296	1:03.987	20.377	23.528	20.082	94.651	80.658
17	15:43:15.732	1:04.436	20.647	24.326	19.463	92.562	80.950

(46) Ryan FIRTH

1	15:23:19.854			25.499	19.970	89.716	80.272
2	15:24:25.129	1:05.275	21.441	24.144	19.690	90.564	80.465
3	15:25:44.108	1:18.979	22.671	30.808	25.500	60.132	50.343
4	15:27:32.655	1:48.547	30.922	46.957	30.668	42.990	47.729
5	15:29:30.011	1:57.356	39.068	50.020	28.268	42.662	54.782
6	15:31:06.144	1:36.133	30.912	42.194	23.027	54.338	79.985
7	15:32:14.743	1:08.599	22.313	26.136	20.150	89.002	79.795
8	15:33:22.553	1:07.810	22.261	25.622	19.927	89.239	79.795
9	15:34:30.286	1:07.733	22.253	25.659	19.821	89.358	79.795
10	15:35:38.002	1:07.716	22.165	25.789	19.762	89.239	79.985
11	15:36:45.000	1:06.998	21.832	25.610	19.556	89.957	79.985
12	15:37:52.016	1:07.016	21.535	25.508	19.973	90.686	80.081
13	15:38:58.919	1:06.903	21.710	24.839	20.354	90.809	79.985
14	15:40:04.098	1:05.179	21.322	24.253	19.604	91.303	80.853
15	15:41:08.962</						



# Super Lap Scotland - Round 4


## MG Trophy

Knockhill 1.267 miles

## Race 2 - AMENDED RESULT

09/07/2017 15:30

Race (20:00 Time) started at 15:22:05



Lap	Time of Day	Lap Tm	S1	S2	S3	S3Spd	SFSpd	Lap	Time of Day	Lap Tm	S1	S2	S3	S3Spd	SFSpd
10	15:35:43.210	1:07.372	22.103	25.420	19.849	88.649	78.214	9	15:34:47.298	1:11.082	23.988	26.617	20.477	88.183	79.795
11	15:36:50.214	1:07.004	21.769	25.130	20.105	88.183	77.851	10	15:35:57.043	1:09.745	22.727	26.563	20.455	88.532	80.176
12	15:37:57.491	1:07.277	21.733	25.370	20.174	87.494	77.402	11	15:37:06.773	1:09.730	22.948	26.359	20.423	88.532	80.755
13	15:39:05.667	1:08.176	22.894	25.474	19.808	87.494	77.313	12	15:38:16.060	1:09.287	22.703	26.250	20.334	88.299	79.985
14	15:40:11.877	1:06.210	21.352	24.727	20.131	87.837	77.941	13	15:39:24.379	1:08.319	22.288	25.848	20.183	89.120	80.272
15	15:41:17.630	1:05.753	21.721	24.351	19.681	88.767	78.305	14	15:40:32.838	1:08.459	21.874	26.512	20.073	89.596	80.755
16	15:42:24.544	1:06.914	20.663	26.324	19.927	85.487	77.491	15	15:41:42.484	1:09.646	22.501	26.778	20.367	85.925	80.853
17	15:43:28.986	1:04.442	20.883	23.931	19.628	88.884	78.397	16	15:42:49.495	1:07.011	22.032	24.996	19.983	89.957	80.561

### (75) Andy SPENCER

1	15:23:22.015				20.379		76.345
2	15:24:28.474	1:06.459			19.759		122.683
3	15:25:49.423	1:20.949			25.746		50.495
4	15:27:38.135	1:48.712			31.319		43.351
5	15:29:37.176	1:59.041			29.266		30.657
6	15:31:10.695	1:33.519			23.157		74.730
7	15:32:19.685	1:08.990			20.218		78.305
8	15:33:29.021	1:09.336			20.262		73.664
9	15:34:36.789	1:07.768			20.022		71.467
10	15:35:43.877	1:07.088					79.511
11	15:36:51.198	1:07.321			20.001		78.580
12	15:37:57.940	1:06.742					78.672
13	15:39:06.370	1:08.430			20.133		73.422
14	15:40:12.141	1:05.771			19.953		80.081
15	15:41:18.731	1:06.590			19.717		78.950
16	15:42:24.978	1:06.247			20.197		70.938
17	15:43:30.947	1:05.969			20.338		45.528

### (90) Joe CRUTTENDEN

1	15:23:28.224							21.806	87.153	77.402
2	15:24:44.859	1:16.635						20.492	81.343	76.086
3	15:25:55.241	1:10.382						21.316	85.162	71.543
4	15:27:42.676	1:47.435	27.735	49.943				29.757	43.690	45.839
5	15:29:42.199	1:59.523	46.420	44.354				28.749	50.533	68.268
6	15:31:16.874	1:34.675						24.241	49.091	74.647
7	15:32:27.724	1:10.850						20.484	85.706	78.397
8	15:33:37.589	1:09.865						20.614	87.952	79.230
9	15:34:48.767	1:11.178						20.864	87.380	77.851
10	15:35:59.096	1:10.329						20.460	88.068	79.320
11	15:37:08.916	1:09.820						20.550	87.494	77.491
12	15:38:18.026	1:09.110						20.490	87.266	77.761
13	15:39:26.189	1:08.163						20.221	87.722	79.230
14	15:40:35.126	1:08.937						20.146	87.837	79.985
15	15:41:43.127	1:08.001						20.415	88.068	80.561
16	15:42:50.203	1:07.076						20.080	88.068	79.511

### (37) Mike HARRIS

1	15:23:22.909				19.929	89.957	80.081
2	15:24:29.042	1:06.133			20.067	90.564	80.465
3	15:25:50.073	1:21.031	23.681	31.376	25.974	70.123	49.709
4	15:27:38.742	1:48.669	29.439	48.272	30.958	44.619	44.092
5	15:29:37.177	1:58.435			28.502	47.326	62.022
6	15:31:11.148	1:33.971		41.584	22.449	58.052	80.272
7	15:32:20.342	1:09.194			20.641	88.299	79.230
8	15:33:29.977	1:09.635			20.763	86.927	81.146
9	15:34:39.702	1:09.725	23.099	25.994	20.632	89.477	80.755
10	15:35:48.785	1:09.083			20.166	88.649	79.417
11	15:36:56.824	1:08.039		25.535	19.979	89.596	79.606
12	15:38:04.910	1:08.086			19.923	87.722	79.795
13	15:39:12.752	1:07.842			19.843	88.884	79.700
14	15:40:19.800	1:07.048	22.036	24.746	20.266	90.077	80.081
15	15:41:25.575	1:05.775			19.809	90.198	79.985
16	15:42:30.761	1:05.186		24.150	19.604	91.552	80.465
17	15:43:35.490	1:04.729			19.574	91.179	81.244

### (80) Tylor BALLARD

1	15:23:27.012							21.624	87.153	76.782
2	15:24:37.942	1:10.930						21.021		76.519
3	15:25:53.478	1:15.536						22.141		65.986
4	15:27:41.924	1:48.446						30.961	43.520	46.027
5	15:29:41.030	1:59.106						28.724	52.428	64.095
6	15:31:15.276	1:34.246						23.860		75.914
7	15:32:26.802	1:11.526						21.054		76.086
8	15:33:37.408	1:10.606						20.958		77.224
9	15:34:48.724	1:11.316						21.048		76.870
10	15:35:58.845	1:10.121						20.835		76.782
11	15:37:09.528	1:10.683						21.450		68.199
12	15:38:19.121	1:09.593						20.788	87.380	75.233
13	15:39:28.295	1:09.174						20.906		77.581
14	15:40:36.654	1:08.359						20.896		76.086
15	15:41:45.885	1:09.231						21.065		76.259
16	15:42:53.932	1:08.047						20.723		76.782

### (63) Ollie HOOD

1	15:23:20.864			25.812	20.160	91.928	79.985
2	15:24:27.090	1:06.226	21.536	25.029	19.661	92.054	80.465
3	15:25:46.161	1:19.071	22.555	31.022	25.494	62.953	59.074
4	15:27:34.288	1:48.127	30.229	47.485	30.413	40.402	47.159
5	15:29:32.877	1:58.589	41.471	48.091	29.027	43.661	58.456
6	15:31:08.384	1:35.507	30.183	42.372	22.952	45.683	80.465
7	15:32:18.872	1:10.488	22.830	26.574	21.084	90.077	80.465
8	15:33:29.619	1:10.747	23.013	26.980	20.754	90.198	80.368
9	15:34:39.272	1:09.653	22.883	26.300	20.470	91.179	80.081
10	15:35:49.204	1:09.932	22.672	26.392	20.868	90.932	80.561
11	15:36:58.797	1:09.593	23.113	26.071	20.409	91.427	80.176
12	15:38:07.594	1:08.797	22.727	25.646	20.424	91.303	80.368
13	15:39:17.605	1:10.011	22.928	25.422	21.661	91.552	80.272
14	15:40:25.856	1:08.251	22.097	25.556	20.598	91.303	80.755
15	15:41:33.941	1:08.085	22.191	25.074	20.820	91.677	80.465
16	15:42:40.251	1:06.310	21.510	24.442	20.358	92.690	80.755

### (39) James BLAKE

1	15:23:25.966					27.480	21.066	87.266	79.700
2	15:24:36.478	1:10.512	23.544	26.549	20.419	90.809	77.224		
3	15:25:52.747	1:16.269	25.097	28.741	22.431	85.270	58.763		
4	15:27:41.176	1:48.429	29.230	48.407	30.792	41.682	48.106		
5	15:29:40.196	1:59.200	45.152	45.511	28.357	53.600	62.137		
6	15:31:14.281	1:34.085	29.898	40.868	23.319	48.593	79.890		
7	15:32:42.927	1:28.646	38.702	29.269	20.675	88.068	79.511		
8	15:33:54.491	1:11.564	23.683	27.386	20.495	87.608	80.368		
9	15:35:08.541	1:14.050	24.756	28.675	20.619	89.716	80.272		
10	15:36:20.948	1:12.407	23.420	28.263	20.724	84.306	80.950		
11	15:37:32.237	1:11.289	23.775	26.315	21.199	89.239	80.465		
12	15:38:42.839	1:10.602	23.189	27.111	20.302	88.183	80.658		
13	15:39:53.066	1:10.227	22.722	27.288	20.217	88.532	80.853		
14	15:41:02.787	1:09.721	23.902	25.579	20.240	87.266	80.950		
15	15:42:12.249	1:09.462	22.042	25.508	21.912	89.836	77.047		
16	15:43:19.886	1:07.637	22.689	25.181	19.767	91.055	81.441		

### (32) Iain DOWLER

1	15:23:24.539		26.894	20.813	89.239	81.048	
2	15:24:31.575	1:07.036	22.095	24.798	20.143	90.077	80.853
3	15:25:50.822	1:19.247	22.810	30.441	25.996	67.785	49.894
4	15:27:39.950	1:49.128	29.684	48.548	30.896	43.804	45.435
5	15:29:38.401	1:58.451	44.471	45.771	28.209	46.538	61.118
6	15:31:12.591	1:34.190	30.419	41.096	22.675	49.820	79.700
7	15:32:23.828	1:11.237	22.882	27.431	20.924	87.153	79.417
8	15:33:36.216	1:12.388	24.184	27.451	20.753	86.702	80.081

### (58) Tony JONES

1	15:23:27.791					27.248	21.612	84.839	75.828
2	15:24:45.805	1:18.014	22.943	33					

# Super Lap Scotland - Round 4

MG Trophy

Knockhill 1.267 miles

Race 2 - AMENDED RESULT

09/07/2017 15:30

Race (20:00 Time) started at 15:22:05

Lap	Time of Day	Lap Tm	S1	S2	S3	S3Spd	SFSpd	Lap	Time of Day	Lap Tm	S1	S2	S3	S3Spd	SFSpd
11	15:37:37.339	1:13.832	24.467	27.980	21.385	82.139	76.958								
12	15:38:51.333	1:13.994	25.085	27.577	21.332	85.270	76.958								
13	15:40:03.071	1:11.738	23.966	26.704	21.068	84.839	77.402								
14	15:41:14.461	1:11.390	23.850	26.731	20.809	83.467	77.581								
15	15:42:25.866	1:11.405	23.276	27.457	20.672	83.363	78.032								
16	15:43:35.275	1:09.409	22.418	26.526	20.465	89.239	77.761								

(99) Doug COLE

1	15:23:21.977			26.040	19.794	93.726	83.157
2	15:24:25.965	1:03.988	20.746	24.126	19.116	93.857	83.885
3	15:25:45.272	1:19.307	22.825	31.186	25.296	63.851	56.110
4	15:27:33.441	1:48.169	30.388	47.267	30.514	44.590	46.570
5	15:29:30.692	1:57.251	40.612	48.377	28.262	40.647	59.335
6	15:31:06.980	1:36.288	31.475	42.065	22.748	51.981	82.951
7	15:32:12.430	1:05.450	21.475	24.497	19.478	93.988	82.039
8	15:33:17.020	1:04.590	21.589	23.999	19.002	94.385	83.157
9	15:34:21.031	1:04.011	20.459	23.978	19.574	94.919	83.054
10	15:35:25.489	1:04.458	20.963	24.465	19.030	94.120	83.675
11	15:36:28.910	1:03.421	20.341	23.966	19.114	94.919	84.200
12	15:37:32.921	1:04.011	20.593	24.288	19.130	94.120	83.467
13	15:38:41.579	1:08.658	20.718	23.672	24.268	95.323	43.548

(50) John BOOTH

1	15:23:26.664			27.487	21.088	86.814	78.488
---	--------------	--	--	--------	--------	--------	--------

Clerk of the Course Orbits

Sig : Time :  
 Chief Timekeeper : Ian Sharp (SMART Timing)  
 Results available at [www.speedhive.com](http://www.speedhive.com) and [www.smart-timing.co.uk](http://www.smart-timing.co.uk)



# Super Lap Scotland - Round 4

# Lapchart


MG Trophy

Knockhill 1.267 miles

Race 2 - AMENDED RESULT

09/07/2017 15:30

Race (20:00 Time) started at 15:22:05



Competitors	Laps																	
		1	2	3	4	5	6	7	8	9	10	11	12	13	14	15	16	17
Ross MAKAR (73)	1	73	73	73	73	73	73	92	92	92	92	92	92	92	92	92	92	87
Graham ROSS (92)	2	92	92	92	92	92	92	73	73	87	87	87	87	87	87	87	87	92
Paul LUTI (69)	3	69	69	69	69	69	69	87	87	73	73	73	73	73	73	73	73	73
Colin ROBERTSON (87)	4	87	87	87	87	87	87	77	69	69	69	69	69	69	69	69	69	77
Robin WALKER (77)	5	77	77	77	77	77	77	69	77	77	77	77	77	77	77	77	77	69
Gary WETTON (22)	6	22	22	22	22	22	22	22	22	22	22	22	22	22	22	22	22	22
Jack ROBERTS (31)	7	31	31	31	31	31	31	19	19	19	19	99	99	19	19	19	19	13
Richard MARSH (19)	8	19	13	13	13	13	13	19	13	13	99	99	19	19	13	13	13	19
Andrew ROGERSON (13)	9	13	19	19	19	19	19	13	2	2	13	13	13	13	2	2	2	2
James COLE (88)	10	88	88	88	88	88	88	2	99	99	2	2	2	2	31	31	31	31
Chris BRAY (2)	11	2	2	2	2	2	2	88	88	88	88	88	31	31	88	88	88	88
Will PAYNE (7)	12	7	7	7	7	7	7	7	31	31	31	31	88	88	7	7	7	7
Simon BYRNE (4)	13	4	4	4	4	4	4	99	7	7	7	7	7	7	4	4	4	4
Ryan FIRTH (46)	14	46	46	46	46	46	46	4	4	4	4	4	4	4	55	55	55	55
Ollie HOOD (63)	15	63	99	99	99	99	99	46	46	46	46	46	46	55	46	46	46	46
Matt TURNBULL (64)	16	64	63	63	63	63	63	64	55	55	55	55	55	46	64	64	64	64
Doug COLE (99)	17	99	64	64	64	64	64	55	64	64	64	64	64	64	75	75	75	75
Andy SPENCER (75)	18	75	55	55	55	55	55	63	75	75	75	75	75	75	37	37	37	37
Tom BUTLER (55)	19	55	75	75	75	75	75	75	63	63	37	37	37	37	63	63	63	63
Mike HARRIS (37)	20	37	37	37	37	37	37	37	37	37	63	63	63	63	32	32	32	32
Iain DOWLER (32)	21	32	32	32	32	32	32	32	32	32	32	32	32	32	90	90	90	90
James BLAKE (39)	22	39	39	39	39	39	39	80	80	80	80	90	90	90	80	80	80	80
John BOOTH (50)	23	50	80	80	80	80	80	90	90	90	90	80	80	80	39	39	39	39
Tylor BALLARD (80)	24	80	90	90	90	90	90	58	58	39	39	39	39	39	58	58	58	58
Tony JONES (58)	25	58	58	58	58	58	58	39	39	58	58	58	58	58				
Joe CRUTTENDEN (90)	26	90																
-	27																	

Margin of Victory	Avg. Speed	Best Lap Tm	Best Speed	Best Lap by
0.312	62.942	1:02.613	72.842	87 - Colin ROBERTSON

Clerk of the Course

Sig : \_\_\_\_\_ Time : \_\_\_\_\_  
 Chief Timekeeper : Ian Sharp (SMART Timing)  
 Results available at [www.speedhive.com](http://www.speedhive.com) and [www.smart-timing.co.uk](http://www.smart-timing.co.uk)

Printed: 10/07/2017 18:17:39



## Super Lap Scotland - Round 4

Sorted on Laps

SsangYong Racing Challenge

Knockhill 1.267 miles

Race 3

09/07/2017 16:00

Race (15:00 Time) started at 15:58:45

Pos	No.	Name	Make/Model	CC	Class	Laps	Total Tm	Diff	Best Tm	In Lap	Best Speed
1	2	Harry WEBB	SsangYong Musso	2157	SRC	14	15:34.159		1:06.064	6	69.037
2	7	James GORNALL	SsangYong Musso	2157	SRC	14	15:35.352	1.193	1:05.987	7	69.117
3	24	Lewis GRANT	SsangYong Musso	2157	SRC	14	15:35.506	1.347	1:05.961	8	69.144
4	94	Michael O'BRIEN	SsangYong Musso	2157	SRC	14	15:36.389	2.230	1:05.942	9	69.164
5	15	Dean JONES	SsangYong Musso	2157	SRC	14	15:47.750	13.591	1:06.482	7	68.603
6	84	Gavin PELL	SsangYong Musso	2157	SRC	14	15:55.533	21.374	1:06.896	3	68.178
7	11	Luke WARR	SsangYong Musso	2157	SRC	14	15:55.990	21.831	1:06.592	10	68.489
8	10	John MUNRO	SsangYong Musso	2157	SRC	14	15:56.617	22.458	1:06.907	4	68.167
9	89	Matt SMITH	SsangYong Musso	2157	SRC	14	16:10.485	36.326	1:06.824	4	68.252
10	9	Natalie BYRT	SsangYong Musso	2157	SRC	13	15:55.484	1 Lap	1:11.105	6	64.142

### Announcements

New Track Record (1:05.942) for SsangYong Racing Challenge by Michael O'BRIEN.

Margin of Victory	Avg. Speed	Best Lap Tm	Best Speed	Best Lap by
1.193	68.352	1:05.942	69.164	94 - Michael O'BRIEN

### Clerk of the Course

Sig : Time :  
 Chief Timekeeper : Ian Sharp (SMART Timing)

Results available at [www.speedhive.com](http://www.speedhive.com) and [www.smart-timing.co.uk](http://www.smart-timing.co.uk)

Printed: 10/07/2017 18:22:38



## Super Lap Scotland - Round 4

### SsangYong Racing Challenge

Knockhill 1.267 miles

#### Race 3

09/07/2017 16:00

Race (15:00 Time) started at 15:58:45

Lap	Time of Day	Lap Tm	S1	S2	S3	S3Spd	SFSpd	Lap	Time of Day	Lap Tm	S1	S2	S3	S3Spd	SFSpd								
(2) Harry WEBB																							
1	15:59:55.781	<b>1:09.692</b>			20.330	83.363	74.564	9	16:08:54.719	<b>1:06.712</b>			20.513	82.543	73.583								
2	16:01:02.535	<b>1:06.754</b>			20.413	83.885	73.989	10	16:10:01.407	<b>1:06.688</b>			20.496	83.260	73.502								
3	16:02:09.041	<b>1:06.506</b>	21.276	24.997	<b>20.233</b>	82.849	<b>74.647</b>	11	16:11:08.021	<b>1:06.614</b>			20.593	82.543	73.664								
4	16:03:15.419	<b>1:06.378</b>			20.452	83.054	73.664	12	16:12:15.013	<b>1:06.992</b>			20.677	82.543	73.502								
5	16:04:22.125	<b>1:06.706</b>		24.742	20.613	83.989	74.070	13	16:13:25.148	<b>1:10.135</b>			20.957	82.951	72.864								
6	16:05:28.189	<b>1:06.064</b>			20.345	83.054	73.989	14	16:14:33.536	<b>1:08.388</b>			21.087	81.839	72.706								
7	16:06:34.382	<b>1:06.193</b>	21.179	24.634	20.380	83.157	73.745	(84) Gavin PELL															
8	16:07:40.488	<b>1:06.106</b>	<b>21.141</b>	24.709	20.256	83.780	73.907	1	15:59:58.449	<b>1:11.459</b>			21.035	<b>85.270</b>	73.745								
9	16:08:46.657	<b>1:06.169</b>			20.279	83.780	73.989	2	16:01:05.629	<b>1:07.180</b>			20.485	85.054	<b>73.907</b>								
10	16:09:52.747	<b>1:06.090</b>		<b>24.518</b>	20.313	83.054	73.907	3	16:02:12.525	<b>1:06.896</b>			20.639	84.625	<b>73.422</b>								
11	16:10:59.417	<b>1:06.670</b>			20.544	<b>84.306</b>	73.826	4	16:03:19.455	<b>1:06.930</b>			<b>20.461</b>	83.675	73.342								
12	16:12:05.848	<b>1:06.431</b>	21.261	24.814	20.356	83.260	73.422	5	16:04:27.291	<b>1:07.836</b>			20.796	83.571	72.159								
13	16:13:12.580	<b>1:06.732</b>	21.266	24.727	20.739	83.571	73.826	6	16:05:35.229	<b>1:07.938</b>			20.598	84.412	73.422								
14	16:14:19.945	<b>1:07.365</b>			20.835	83.260	72.706	7	16:06:42.386	<b>1:07.157</b>			20.487	83.885	72.864								
(7) James GORNALL																							
1	15:59:57.106	<b>1:10.729</b>			20.989	82.747	72.081	8	16:07:49.742	<b>1:07.558</b>			20.659	84.095	72.706								
2	16:01:03.689	<b>1:06.583</b>	21.420	24.671	20.492	83.054	73.664	9	16:08:57.330	<b>1:07.386</b>			20.824	84.095	72.236								
3	16:02:10.055	<b>1:06.366</b>			20.463	83.260	<b>74.070</b>	10	16:10:04.605	<b>1:07.275</b>	<b>21.592</b>	<b>25.162</b>	20.521	83.885	72.785								
4	16:03:16.230	<b>1:06.175</b>			20.469	83.363	73.745	11	16:11:12.420	<b>1:07.815</b>			20.818	83.675	72.785								
5	16:04:22.720	<b>1:06.490</b>	<b>21.034</b>	24.556	20.900	83.989	72.081	12	16:12:22.042	<b>1:09.622</b>			22.760	83.675	71.927								
6	16:05:29.589	<b>1:06.869</b>			20.505	84.412	73.745	13	16:13:31.524	<b>1:09.482</b>			21.131	83.467	72.470								
7	16:06:35.576	<b>1:05.987</b>		24.543	20.431	83.780	71.850	14	16:14:41.319	<b>1:09.795</b>			21.311	80.465	71.467								
8	16:07:41.600	<b>1:06.024</b>			<b>20.407</b>	83.675	73.989	(11) Luke WARR															
9	16:08:47.643	<b>1:06.043</b>	21.080	<b>24.529</b>	20.434	83.885	73.502	1	16:00:00.493	<b>1:12.824</b>			20.451	84.732	73.102								
10	16:09:53.786	<b>1:06.143</b>	21.094	24.537	20.512	84.095	73.664	2	16:01:07.833	<b>1:07.340</b>			20.571	85.054	73.583								
11	16:11:00.708	<b>1:06.922</b>			20.577	83.675	73.583	3	16:02:14.875	<b>1:07.042</b>			20.303	84.412	<b>74.152</b>								
12	16:12:06.926	<b>1:06.218</b>			20.603	<b>84.518</b>	73.182	4	16:03:21.780	<b>1:06.909</b>			20.340	84.732	72.864								
13	16:13:13.626	<b>1:06.700</b>	21.190	24.752	20.758	84.200	72.159	5	16:04:28.929	<b>1:07.149</b>	21.627	25.078	20.444	84.518	73.502								
14	16:14:21.138	<b>1:07.512</b>	21.558	24.887	21.067	83.571	72.236	6	16:05:36.361	<b>1:07.432</b>			20.626	85.162	73.989								
(24) Lewis GRANT																							
1	15:59:57.092	<b>1:11.009</b>			21.070	79.417	73.342	7	16:06:44.093	<b>1:07.732</b>			21.034	<b>85.596</b>	73.262								
2	16:01:04.239	<b>1:07.147</b>			20.494	83.467	73.907	8	16:07:51.048	<b>1:06.955</b>			20.529	85.379	73.502								
3	16:02:10.384	<b>1:06.145</b>			20.479	84.518	73.664	9	16:08:58.541	<b>1:07.493</b>	21.715	<b>24.834</b>	20.944	85.596	73.745								
4	16:03:16.581	<b>1:06.197</b>			20.509	<b>84.839</b>	74.152	10	16:10:05.133	<b>1:06.592</b>	<b>21.461</b>	24.916	<b>20.215</b>	85.054	73.826								
5	16:04:22.729	<b>1:06.148</b>			20.575	84.839	<b>74.316</b>	11	16:11:12.896	<b>1:07.763</b>			20.783	84.625	73.745								
6	16:05:29.037	<b>1:06.308</b>			<b>20.248</b>	83.989	73.826	12	16:12:22.334	<b>1:09.438</b>			22.760	85.379	69.470								
7	16:06:35.012	<b>1:05.975</b>			20.505	84.095	73.502	13	16:13:31.735	<b>1:09.401</b>			20.904	84.412	72.864								
8	16:07:40.973	<b>1:05.961</b>			20.334	84.095	73.989	14	16:14:41.776	<b>1:10.041</b>	22.111	26.504	21.426	76.782	73.422								
9	16:08:47.027	<b>1:06.054</b>			20.352	84.200	74.070	(10) John MUNRO															
10	16:09:53.439	<b>1:06.412</b>			20.524	82.951	73.502	1	15:59:59.860	<b>1:12.310</b>	25.818	25.298	21.194	<b>84.095</b>	72.785								
11	16:11:00.135	<b>1:06.696</b>			20.393	83.571	73.826	2	16:01:07.002	<b>1:07.142</b>	21.469	24.875	20.798	83.989	<b>73.102</b>								
12	16:12:06.377	<b>1:06.242</b>			20.428	83.885	73.664	3	16:02:13.934	<b>1:06.932</b>	<b>21.311</b>	24.960	<b>20.661</b>	83.675	73.102								
13	16:13:13.511	<b>1:07.134</b>			20.994	83.467	71.773	4	16:03:20.841	<b>1:06.907</b>	<b>21.328</b>	<b>24.754</b>	20.825	83.675	72.549								
14	16:14:21.292	<b>1:07.781</b>			20.919	83.780	73.342	5	16:04:28.236	<b>1:07.395</b>			20.765	83.780	72.864								
(94) Michael O'BRIEN																							
1	15:59:57.830	<b>1:11.266</b>			20.897	85.054	<b>74.234</b>	6	16:05:35.930	<b>1:07.694</b>		25.176	20.786	83.780	72.706								
2	16:01:05.003	<b>1:07.173</b>			20.521	84.732	74.070	7	16:06:43.480	<b>1:07.550</b>			20.906	82.747	72.236								
3	16:02:11.266	<b>1:06.263</b>			20.381	85.270	74.070	8	16:07:50.626	<b>1:07.146</b>	21.467	24.845	20.834	83.363	72.081								
4	16:03:17.329	<b>1:06.063</b>			<b>20.240</b>	84.732	74.234	9	16:08:58.055	<b>1:07.429</b>			20.976	82.951	72.392								
5	16:04:23.469	<b>1:06.140</b>			20.632	84.946	73.745	10	16:10:07.156	<b>1:09.101</b>			20.869	83.363	72.392								
6	16:05:30.281	<b>1:06.812</b>	21.501	<b>24.684</b>	20.627	<b>85.379</b>	72.004	11	16:11:14.485	<b>1:07.329</b>	21.449	24.896	20.984	82.951	71.620								
7	16:06:36.490	<b>1:06.209</b>			20.421	84.518	73.422	12	16:12:22.369	<b>1:07.884</b>	21.562	25.075	21.247	82.645	70.491								
8	16:07:42.569	<b>1:06.079</b>			20.356	84.625	73.745	13	16:13:32.973	<b>1:10.604</b>	23.656	25.845	21.103	82.951	71.467								
9	16:08:48.511	<b>1:05.942</b>			20.312	85.054	73.502	14	16:14:42.403	<b>1:09.430</b>	21.862	25.607	21.961	82.139	70.640								
10	16:09:54.620	<b>1:06.109</b>			20.278	84.518	73.989	(89) Matt SMITH															
11	16:11:01.263	<b>1:06.643</b>			20.472	84.412	73.989	1	16:00:01.408	<b>1:13.352</b>	26.752	25.935	20.665	<b>84.518</b>	<b>73.583</b>								
12	16:12:07.437	<b>1:06.174</b>			20.320	85.162	73.989	2	16:01:09.186	<b>1:07.778</b>	21.675	25.545	20.558	83.054	73.583								
13	16:13:14.305	<b>1:06.868</b>			20.937	84.946	73.262	3	16:02:16.263	<b>1:07.077</b>			20.475	84.306	73.583								
14	16:14:22.175	<b>1:07.870</b>	21.990	24.922	20.958	85.162	72.470	4	16:03:23.087	<b>1:06.824</b>			24.886	83.780	73.342								
(15) Dean JONES																							
1	15:59:58.957	<b>1:11.971</b>			20.851	84.306	<b>74.234</b>	5	16:04:30.066	<b>1:06.979</b>	21.534	24.999	20.446	83.363	73.022								
2	16:01:06.262	<b>1:07.305</b>			20.746	83.989	73.826	6	16:05:37.175	<b>1:07.109</b>	21.660	<b>24.877</b>	20.572	84.095	73.502								
3	16:02:12.976	<b>1:06.714</b>			20.506	84.839	74.070	7	16:06:44.507	<b>1:07.332</b>	21.483	25.220	20.629	83.467	72.706								
4	16:03:19.824	<b>1:06.848</b>			20.513	83.363	74.152	8	16:07:51.760	<b>1:07.253</b>	21.576	25.179	20.498	83.571	72.627								
5	16:04:27.408	<b>1:07.584</b>			20.518	<b>85.054</b>	73.745	9	16:08:58.917	<b>1:07.157</b>	<b>21.425</b>	25.311	<b>20.421</b>	83.054	73.342								
6	16:05:34.612	<b>1:07.204</b>			20.605	82.543	73.182	10	16:10:06.200	<b>1:07.283</b>			20.498	83.363	73.022								
7	16:06:41.094	<b>1:06.482</b>			<b>20.427</b>	82.747	73.583	11	16:11:13.267	<b>1:07.067</b>		24.927	20.653	83.363	73.422								
8	16:07:48.007	<b>1:06.913</b>	21.534	<b>24.816</b>	20.563	82.543	73.182	12	16:12:20.910	<b>1:07.643</b>			20.754	83.467	71.773								
(9) Natalie BYRT																							
1	16:00:04.386	<b>1:15.762</b>						13	16:13:46.316	<b>1:25.406</b>	37.086	26.990	21.330	81.146	72.31								



**Super Lap Scotland - Round 4**

SsangYong Racing Challenge

Knockhill 1.267 miles

Race 3

09/07/2017 16:00

Race (15:00 Time) started at 15:58:45

Lap	Time of Day	Lap Tm	S1	S2	S3	S3Spd	SFSpd	Lap	Time of Day	Lap Tm	S1	S2	S3	S3Spd	SFSpd
3	16:02:28.273	1:11.893	23.389	27.607	20.897	82.139	72.470								
4	16:03:40.267	1:11.994	23.434	27.842	20.718	82.645	74.399								
5	16:04:51.980	1:11.713			20.732	82.139	74.234								
6	16:06:03.085	1:11.105			20.995	83.157	73.907								
7	16:07:18.244	1:15.159			21.469	80.658	73.583								
8	16:08:32.390	1:14.146			21.250	81.938	73.826								
9	16:09:46.780	1:14.390	24.391	28.620	21.379	82.240	73.262								
10	16:11:02.646	1:15.866	23.973	28.253	23.640	68.407	73.022								
11	16:12:14.052	1:11.406			21.083	82.747	74.070								
12	16:13:28.339	1:14.287		28.016	20.836	82.951	74.399								
13	16:14:41.270	1:12.931	23.206	28.078	21.647	80.853	72.392								

Clerk of the Course

Sig : Time :  
Chief Timekeeper : Ian Sharp (SMART Timing)

Results available at [www.speedhive.com](http://www.speedhive.com) and [www.smart-timing.co.uk](http://www.smart-timing.co.uk)

Printed: 10/07/2017 18:22:54

Orbits



## Super Lap Scotland - Round 4

## Lapchart

SsangYong Racing Challenge

Knockhill 1.267 miles

Race 3

09/07/2017 16:00

Race (15:00 Time) started at 15:58:45

Competitors	Laps														
	0	1	2	3	4	5	6	7	8	9	10	11	12	13	14
Lewis GRANT (24)	1	24	2	2	2	2	2	2	2	2	2	2	2	2	2
Harry WEBB (2)	2	2	24	7	7	7	7	24	24	24	24	24	24	24	7
James GORNALL (7)	3	7	7	24	24	24	24	7	7	7	7	7	7	7	24
Michael O'BRIEN (94)	4	94	94	94	94	94	94	94	94	94	94	94	94	94	94
Dean JONES (15)	5	15	84	84	84	84	84	15	15	15	15	15	15	15	15
Gavin PELL (84)	6	84	15	15	15	15	15	84	84	84	84	84	84	89	84
John MUNRO (10)	7	10	10	10	10	10	10	10	10	10	10	11	11	84	11
Luke WARR (11)	8	11	11	11	11	11	11	11	11	11	11	89	89	11	10
Matt SMITH (89)	9	89	89	89	89	89	89	89	89	89	89	10	10	10	89
Natalie BYRT (9)	10	9	9	9	9	9	9	9	9	9	9	9	9	9	9

Margin of Victory	Avg. Speed	Best Lap Tm	Best Speed	Best Lap by
1.193	68.352	1:05.942	69.164	94 - Michael O'BRIEN

### Clerk of the Course

Sig : \_\_\_\_\_ Time : \_\_\_\_\_  
 Chief Timekeeper : Ian Sharp (SMART Timing)  
 Results available at [www.speedhive.com](http://www.speedhive.com) and [www.smart-timing.co.uk](http://www.smart-timing.co.uk)

### Orbits





Bulletin No. \_\_\_\_\_

# Super Lap Scotland - Round 4

Sorted on best lap time

Super Lap Scotland Knockhill 1.267 miles


Final - Class A 09/07/2017 17:40

Practice started at 17:04:19

Pos	No.	Name	Make/Model	Class Code	Laps	Best Tm	Diff	Best Speed	2nd Best
1	44	Steven JEFFERIES	Mitsubishi Evo VI	SLS-A	3	1:03.063		72.322	1:13.701
2	32	John STEVENSON	Subaru Impreza	SLS-A	3	1:03.435	0.372	71.898	1:19.625
3	29	Archie BAIN	Subaru Impreza Type RA	SLS-A	3	1:04.868	1.805	70.310	1:24.442

Clerk of the Course Orbits

Sig : Time :  
 Chief Timekeeper : Ian Sharp (SMART Timing)  
 Results available at [www.speedhive.com](http://www.speedhive.com) and [www.smart-timing.co.uk](http://www.smart-timing.co.uk)





Bulletin No. \_\_\_\_\_

# Super Lap Scotland - Round 4

<b>Super Lap Scotland</b>	Knockhill 1.267 miles
<b>Final - Class A</b>	09/07/2017 17:40
<b>Practice started at 17:04:19</b>	

Lap	Time of Day	Lap Tm	S1	S2	S3	S3Spd	SFSpd	Lap	Time of Day	Lap Tm	S1	S2	S3	S3Spd	SFSpd
<b>(44) Steven JEFFERIES</b>															
1	17:06:30.795			31.557	20.865	80.081	<b>109.474</b>								
2	17:07:33.858	<b>1:03.063</b>	<b>20.549</b>	<b>24.360</b>	<b>18.154</b>	<b>116.912</b>	106.183								
3	17:08:47.559	<b>1:13.701</b>	23.948	27.654	22.099	104.529	35.544								
<b>(32) John STEVENSON</b>															
1	17:05:58.559			24.853	<b>17.632</b>	114.714	<b>118.147</b>								
2	17:07:01.994	<b>1:03.435</b>	<b>21.178</b>	<b>24.529</b>	17.728	<b>118.565</b>	115.903								
3	17:08:21.619	<b>1:19.625</b>	24.024	29.313	26.288	80.853	34.432								
<b>(29) Archie BAIN</b>															
1	17:06:40.807			27.960	20.302	79.985	<b>110.922</b>								
2	17:07:45.675	<b>1:04.868</b>	<b>22.077</b>	<b>25.328</b>	<b>17.463</b>	<b>110.922</b>	108.764								
3	17:09:10.117	<b>1:24.442</b>	23.658	32.761	28.023	65.921	31.774								

Clerk of the Course Orbits

Sig : Time :  
 Chief Timekeeper : Ian Sharp (SMART Timing)  
 Results available at [www.speedhive.com](http://www.speedhive.com) and [www.smart-timing.co.uk](http://www.smart-timing.co.uk)  
 Printed: 10/07/2017 18:12:48





Bulletin No. \_\_\_\_\_

# Super Lap Scotland - Round 4

Sorted on best lap time

Super Lap Scotland

Knockhill 1.267 miles

Final - Class B

09/07/2017 17:30

Practice started at 17:00:16

Pos	No.	Name	Make/Model	Class Code	Laps	Best Tm	Diff	Best Speed	2nd Best
1	55	Adam KINDNESS	Subaru Impreza STi Type R	SLS-B	3	1:00.203		75.758	1:36.981
2	46	George RIGBY	Subaru Impreza Spec-C	SLS-B	3	1:00.527	0.324	75.352	1:18.489
3	52	Keith BOYD	Honda Civic	SLS-B	3	1:12.098	11.895	63.259	1:24.664

Clerk of the Course

Sig : Time :  
Chief Timekeeper : Ian Sharp (SMART Timing)

Results available at [www.speedhive.com](http://www.speedhive.com) and [www.smart-timing.co.uk](http://www.smart-timing.co.uk)

Printed: 10/07/2017 18:12:02

Orbits





# Super Lap Scotland - Round 4

Super Lap Scotland

Knockhill 1.267 miles

Final - Class B

09/07/2017 17:30

Practice started at 17:00:16

Lap	Time of Day	Lap Tm	S1	S2	S3	S3Spd	SFSpd	Lap	Time of Day	Lap Tm	S1	S2	S3	S3Spd	SFSpd
<b>(55) Adam KINDNESS</b>															
1	17:01:21.914			38.976	25.438	48.841	104.204								
2	17:02:22.117	<b>1:00.203</b>	<b>19.810</b>	<b>23.268</b>	<b>17.125</b>	<b>110.739</b>	<b>105.184</b>								
3	17:03:59.098	<b>1:36.981</b>	26.666	38.152	32.163	56.016	30.215								
<b>(46) George RIGBY</b>															
1	17:00:39.431				18.363	112.033	<b>107.372</b>								
2	17:01:39.958	<b>1:00.527</b>	<b>19.724</b>	<b>23.578</b>	<b>17.225</b>	<b>113.742</b>	106.183								
3	17:02:58.447	<b>1:18.489</b>	23.254	28.170	27.065	80.465	25.295								
<b>(52) Keith BOYD</b>															
1	17:01:27.659			29.422	29.456	51.781	78.857								
2	17:02:39.757	<b>1:12.098</b>	<b>23.545</b>	<b>27.660</b>	<b>20.893</b>	<b>86.590</b>	<b>78.950</b>								
3	17:04:04.421	<b>1:24.664</b>	24.287	31.037	29.340	65.153	29.369								

Clerk of the Course

Orbits

Sig : Time :  
 Chief Timekeeper : Ian Sharp (SMART Timing)  
 Results available at [www.speedhive.com](http://www.speedhive.com) and [www.smart-timing.co.uk](http://www.smart-timing.co.uk)





Bulletin No. \_\_\_\_\_

# Super Lap Scotland - Round 4

Sorted on best lap time

Super Lap Scotland Knockhill 1.267 miles  
 Final - Class C 09/07/2017 17:20  
 Practice started at 16:52:57

Pos	No.	Name	Make/Model	Class Code	Laps	Best Tm	Diff	Best Speed	2nd Best
1	28	Craig MENZIES	Lotus Exige	SLS-C	3	1:04.126		71.123	1:23.321
2	131	Keith COWIE	Seat Leon Supercopa	SLS-C	3	1:05.877	1.751	69.233	1:24.187
3	5	Paul TOMLINSON	Subaru Impreza	SLS-C	3	1:06.262	2.136	68.830	1:25.916
4	34	Blair McCONACHIE	Caterham Superlight R	SLS-C	3	1:06.451	2.325	68.635	1:18.043
5	9	Steven ARKLEY	Westfield Megabusa	SLS-C	3	1:12.319	8.193	63.066	1:33.630

Clerk of the Course Orbits

Sig : Time :  
 Chief Timekeeper : Ian Sharp (SMART Timing)  
 Results available at [www.speedhive.com](http://www.speedhive.com) and [www.smart-timing.co.uk](http://www.smart-timing.co.uk)

Printed: 10/07/2017 18:11:03





# Super Lap Scotland - Round 4

Super Lap Scotland

Knockhill 1.267 miles

Final - Class C

09/07/2017 17:20

Practice started at 16:52:57

Lap	Time of Day	Lap Tm	S1	S2	S3	S3Spd	SFSpd	Lap	Time of Day	Lap Tm	S1	S2	S3	S3Spd	SFSpd
<b>(28) Craig MENZIES</b>															
1	16:57:29.579			38.040	21.650	61.007	<b>96.005</b>								
2	16:58:33.705	<b>1:04.126</b>	<b>20.890</b>	<b>24.993</b>	<b>18.243</b>	<b>102.611</b>	95.731								
3	16:59:57.026	<b>1:23.321</b>	23.450	31.058	28.813	65.471	24.122								
<b>(131) Keith COWIE</b>															
1	16:54:14.980			32.831	26.634	34.467	95.731								
2	16:55:20.857	<b>1:05.877</b>	<b>22.342</b>	<b>25.255</b>	<b>18.280</b>	<b>106.183</b>	<b>100.161</b>								
3	16:56:45.044	<b>1:24.187</b>	25.515	31.358	27.314	73.989	27.639								
<b>(5) Paul TOMLINSON</b>															
1	16:53:58.971			36.268	21.154	87.266	91.928								
2	16:55:05.233	<b>1:06.262</b>	<b>21.969</b>	<b>25.622</b>	<b>18.671</b>	<b>105.020</b>	<b>94.785</b>								
3	16:56:31.149	<b>1:25.916</b>	25.355	32.874	27.687	67.991	28.654								
<b>(34) Blair McCONACHIE</b>															
1	16:57:46.464			41.161	22.476	76.172	94.919								
2	16:58:52.915	<b>1:06.451</b>	<b>21.446</b>	<b>26.015</b>	<b>18.990</b>	<b>102.926</b>	<b>95.053</b>								
3	17:00:10.958	<b>1:18.043</b>	23.359	28.118	26.566	80.081	28.642								
<b>(9) Steven ARKLEY</b>															
1	16:53:37.850				22.147	76.782	90.809								
2	16:54:50.169	<b>1:12.319</b>			<b>19.813</b>	<b>92.818</b>	<b>90.932</b>								
3	16:56:23.799	<b>1:33.630</b>			29.242	69.977	26.452								

Clerk of the Course

Sig : Time :  
Chief Timekeeper : Ian Sharp (SMART Timing)

Results available at [www.speedhive.com](http://www.speedhive.com) and [www.smart-timing.co.uk](http://www.smart-timing.co.uk)

Printed: 10/07/2017 18:11:15

Orbits







Bulletin No. \_\_\_\_\_

# Super Lap Scotland - Round 4

Sorted on best lap time

Super Lap Scotland Knockhill 1.267 miles

Final - Class D 09/07/2017 17:05

Practice started at 16:41:44

Pos	No.	Name	Make/Model	Class Code	Laps	Best Tm	Diff	Best Speed	2nd Best
1	77	Ian BONTHRONE	BMW E46 M3	SLS-D	3	1:02.946		72.456	1:16.493
2	11	Christopher CHERRY	Mitsubishi Evo	SLS-D	3	1:04.031	1.085	71.229	1:21.120
3	78	David RYBOWSKI	Subaru Impreza WRX	SLS-D	3	1:06.318	3.372	68.772	1:19.291
4	10	Jack REID	Mercedes A45 AMG	SLS-D	3	1:06.822	3.876	68.254	1:18.924
5	21	Marc IRVINE	Ford Focus ST	SLS-D	3	1:07.514	4.568	67.554	1:29.136
6	42	Alex MILNE	Audi TTRS Plus	SLS-D	3	1:08.726	5.780	66.363	1:24.679
7	23	Andrew COWIE	Subaru Impreza	SLS-D	3	1:08.852	5.906	66.241	1:24.676
8	73	Robert DAVEY	Lotus Elise S220 Cup	SLS-D	3	1:09.400	6.454	65.718	1:28.122
9	3	Jean-Luc CARTWRIGHT	Lexus IS-F	SLS-D	3	1:16.293	13.347	59.781	1:27.160

Clerk of the Course Orbits

Sig : Time :  
 Chief Timekeeper : Ian Sharp (SMART Timing)  
 Results available at [www.speedhive.com](http://www.speedhive.com) and [www.smart-timing.co.uk](http://www.smart-timing.co.uk)

Printed: 10/07/2017 18:10:28



# Super Lap Scotland - Round 4

## Super Lap Scotland

Knockhill 1.267 miles

## Final - Class D

09/07/2017 17:05

Practice started at 16:41:44

Lap	Time of Day	Lap Tm	S1	S2	S3	S3Spd	SFSpd	Lap	Time of Day	Lap Tm	S1	S2	S3	S3Spd	SFSpd
<b>(77) Ian BONTHRONE</b>															
1	16:50:07.109			28.680	21.360	69.977	<b>94.120</b>								
2	16:51:10.055	<b>1:02.946</b>	<b>20.129</b>	<b>24.173</b>	<b>18.644</b>	<b>103.084</b>	94.120								
3	16:52:26.548	<b>1:16.493</b>	22.475	27.645	26.373	80.755	30.517								
<b>(11) Christopher CHERRY</b>															
1	16:50:26.336			31.123	20.404	78.857	93.988								
2	16:51:30.367	<b>1:04.031</b>	<b>21.088</b>	<b>24.575</b>	<b>18.368</b>	<b>105.515</b>	<b>94.651</b>								
3	16:52:51.487	<b>1:21.120</b>	24.631	29.420	27.069	81.938	31.097								
<b>(78) David RYBOWSKI</b>															
1	16:43:06.391				24.221	45.221	<b>92.181</b>								
2	16:44:12.709	<b>1:06.318</b>			<b>18.898</b>	<b>97.967</b>	90.932								
3	16:45:32.000	<b>1:19.291</b>			24.014	77.047	31.184								
<b>(10) Jack REID</b>															
1	16:49:50.199			27.215	19.689	102.768	<b>95.459</b>								
2	16:50:57.021	<b>1:06.822</b>	<b>21.912</b>	<b>26.052</b>	<b>18.858</b>	103.242	95.459								
3	16:52:15.945	<b>1:18.924</b>	24.725	27.618	26.581	<b>103.402</b>	19.559								
<b>(21) Marc IRVINE</b>															
1	16:46:18.373			36.216	20.852	61.230	87.380								
2	16:47:25.887	<b>1:07.514</b>	<b>21.642</b>	<b>26.430</b>	<b>19.442</b>	<b>94.919</b>	<b>88.532</b>								
3	16:48:55.023	<b>1:29.136</b>	24.261	35.350	29.525	60.731	28.327								
<b>(42) Alex MILNE</b>															
1	16:46:44.155			29.358	21.658	85.706	<b>98.833</b>								
2	16:47:52.881	<b>1:08.726</b>	<b>23.036</b>	<b>26.454</b>	<b>19.236</b>	<b>103.242</b>	97.967								
3	16:49:17.560	<b>1:24.679</b>	23.805	32.426	28.448	71.696	31.300								
<b>(23) Andrew COWIE</b>															
1	16:46:36.268			35.848	23.471	55.233	83.989								
2	16:47:45.120	<b>1:08.852</b>			<b>19.455</b>	<b>97.399</b>	<b>90.932</b>								
3	16:49:09.796	<b>1:24.676</b>	<b>24.225</b>	<b>32.059</b>	28.392	66.116	26.983								
<b>(73) Robert DAVEY</b>															
1	16:42:41.891			29.618	20.403	87.608	<b>90.198</b>								
2	16:43:51.291	<b>1:09.400</b>	<b>22.691</b>	<b>27.058</b>	<b>19.651</b>	<b>95.053</b>	87.266								
3	16:45:19.413	<b>1:28.122</b>	27.097	33.472	27.553	69.041	30.812								
<b>(3) Jean-Luc CARTWRIGHT</b>															
1	16:42:33.986				23.281	80.176	86.814								
2	16:43:50.279	<b>1:16.293</b>	<b>25.787</b>	<b>29.402</b>	<b>21.104</b>	<b>86.479</b>	<b>92.562</b>								
3	16:45:17.439	<b>1:27.160</b>	26.489	33.589	27.082	70.196	36.812								

Clerk of the Course

Sig : Time :  
Chief Timekeeper : Ian Sharp (SMART Timing)

Results available at [www.speedhive.com](http://www.speedhive.com) and [www.smart-timing.co.uk](http://www.smart-timing.co.uk)

Orbits





Bulletin No. \_\_\_\_\_

# Super Lap Scotland - Round 4

Sorted on best lap time

Super Lap Scotland

Knockhill 1.267 miles

Final - Class E

09/07/2017 16:50

Practice started at 16:30:10

Pos	No.	Name	Make/Model	Class Code	Laps	Best Tm	Diff	Best Speed	2nd Best
1	54	Steven McNAB	Renault Clio	SLS-E	3	1:06.288		68.803	1:21.989
2	43	Stuart BUCHAN	Renault Clio 172 Cup	SLS-E	3	1:06.388	0.100	68.700	1:15.631
3	12	James McELENY	Subaru Impreza	SLS-E	3	1:06.640	0.352	68.440	1:15.704
4	83	Fraser JAMIESON	Renault Clio 172 Ph1	SLS-E	3	1:06.766	0.478	68.311	1:22.726
5	94	Jonathan SCRIMGEOUR	Vauxhall Astra VXR	SLS-E	3	1:06.860	0.572	68.215	1:30.237
6	6	Michael FOSTER	Renault Clio 172	SLS-E	3	1:06.889	0.601	68.185	1:13.932
7	103	Stuart ROBERTSON	Renault Clio	SLS-E	3	1:07.063	0.775	68.008	1:22.053
8	81	Ian PITMAN	Mini Cooper S JCW	SLS-E	3	1:08.733	2.445	66.356	1:33.793
9	53	Jamie GOUDIE	Mazda MX5	SLS-E	3	1:11.391	5.103	63.885	1:23.612

Clerk of the Course

Orbits

Sig : Time :  
 Chief Timekeeper : Ian Sharp (SMART Timing)

Results available at [www.speedhive.com](http://www.speedhive.com) and [www.smart-timing.co.uk](http://www.smart-timing.co.uk)





# Super Lap Scotland - Round 4

<p>Super Lap Scotland Final - Class E Practice started at 16:30:10</p>	<p>Knockhill 1.267 miles 09/07/2017 16:50</p>
--	---

Lap	Time of Day	Lap Tm	S1	S2	S3	S3Spd	SFSpd	Lap	Time of Day	Lap Tm	S1	S2	S3	S3Spd	SFSpd
<b>(54) Steven McNAB</b>															
1	16:39:11.165				24.180	55.006	86.257								
2	16:40:17.453	1:06.288			19.285	93.335	86.702								
3	16:41:39.442	1:21.989			26.666	69.686	34.361								
<b>(43) Stuart BUCHAN</b>															
1	16:38:46.978			28.093	21.861	89.239	84.095								
2	16:39:53.366	1:06.388	21.270	25.481	19.637	93.205	83.260								
3	16:41:08.997	1:15.631	23.492	28.707	23.432	78.950	42.339								
<b>(12) James McELENY</b>															
1	16:30:52.455				23.522	67.854	83.363								
2	16:31:59.095	1:06.640	21.356	25.751	19.533	94.919	82.341								
3	16:33:14.799	1:15.704	22.808	27.324	25.572	89.836	25.663								
<b>(83) Fraser JAMIESON</b>															
1	16:35:39.585			28.689	21.129	74.316	86.702								
2	16:36:46.351	1:06.766	21.707	25.607	19.452	92.435	87.380								
3	16:38:09.077	1:22.726	25.037	29.258	28.431	71.467	24.474								
<b>(94) Jonathan SCRIMGEOUR</b>															
1	16:31:50.246			35.951	26.538	64.589	84.946								
2	16:32:57.106	1:06.860	21.180	26.272	19.408	93.465	85.054								
3	16:34:27.343	1:30.237	24.216	34.425	31.596	56.631	27.369								
<b>(6) Michael FOSTER</b>															
1	16:35:14.241			29.145	20.609	88.649	85.162								
2	16:36:21.130	1:06.889	21.754	25.391	19.744	91.055	84.839								
3	16:37:35.062	1:13.932	22.313	26.306	25.313	89.716	23.497								
<b>(103) Stuart ROBERTSON</b>															
1	16:35:30.966			31.670	22.694	63.851	82.849								
2	16:36:38.029	1:07.063	21.798	25.979	19.286	93.335	84.095								
3	16:38:00.082	1:22.053	23.774	29.834	28.445	71.696	26.255								
<b>(81) Ian PITMAN</b>															
1	16:31:43.723			41.745	25.314	51.781	79.136								
2	16:32:52.456	1:08.733	22.471	26.082	20.180	88.299	79.136								
3	16:34:26.249	1:33.793	25.573	37.153	31.067	56.393	28.851								
<b>(53) Jamie GOUDIE</b>															
1	16:31:14.497				22.029	83.363	76.345								
2	16:32:25.888	1:11.391			20.996	85.054	78.857								
3	16:33:49.500	1:23.612			26.488	81.048	34.988								





Bulletin No. \_\_\_\_\_

# Super Lap Scotland - Round 4

Sorted on best lap time

Super Lap Scotland Knockhill 1.267 miles

Final - Class F 09/07/2017 16:40


Practice started at 16:21:08

Pos	No.	Name	Make/Model	Class Code	Laps	Best Tm	Diff	Best Speed	2nd Best
1	67	Marshall WISHART	Mazda RX8	SLS-F	3	1:08.298		66.779	1:27.349
2	48	Colin DUTHIE	Audi A3 3.2	SLS-F	3	1:09.687	1.389	65.448	1:23.687
3	88	Martin BROWN	Subaru Impreza WRX	SLS-F	3	1:10.433	2.135	64.754	1:35.278
4	41	Neil METHVEN	Renault Clio 182	SLS-F	3	1:11.171	2.873	64.083	1:22.740
5	132	Suzanne BUIST	Mini Cooper S	SLS-F	3	1:21.638	13.340	55.867	1:22.037

Clerk of the Course Orbits

Sig : Time :  
 Chief Timekeeper : Ian Sharp (SMART Timing)  
 Results available at [www.speedhive.com](http://www.speedhive.com) and [www.smart-timing.co.uk](http://www.smart-timing.co.uk)

Printed: 10/07/2017 18:09:05



# Super Lap Scotland - Round 4

Super Lap Scotland
Knockhill 1.267 miles

Final - Class F
09/07/2017 16:40

Practice started at 16:21:08

Lap	Time of Day	Lap Tm	S1	S2	S3	S3Spd	SFSpd	Lap	Time of Day	Lap Tm	S1	S2	S3	S3Spd	SFSpd
<b>(67) Marshall WISHART</b>															
1	16:27:28.177			26.312	20.533	87.837	78.305								
2	16:28:36.475	<b>1:08.298</b>	<b>21.669</b>	<b>26.276</b>	<b>20.353</b>	<b>89.477</b>	<b>78.765</b>								
3	16:30:03.824	<b>1:27.349</b>	25.895	32.353	29.101	70.863	28.630								
<b>(48) Colin DUTHIE</b>															
1	16:27:20.194			32.924	21.538	62.252	84.518								
2	16:28:29.881	<b>1:09.687</b>	<b>23.402</b>	<b>26.809</b>	<b>19.476</b>	<b>93.595</b>	<b>85.706</b>								
3	16:29:53.568	<b>1:23.687</b>	25.404	31.401	26.882	72.004	29.865								
<b>(88) Martin BROWN</b>															
1	16:23:51.772			31.802	23.405	62.137	83.054								
2	16:25:02.205	<b>1:10.433</b>	<b>23.069</b>	<b>27.334</b>	<b>20.030</b>	<b>91.677</b>	<b>83.260</b>								
3	16:26:37.483	<b>1:35.278</b>	26.282	36.480	32.516	47.560	29.177								
<b>(41) Neil METHVEN</b>															
1	16:24:14.506			35.655	26.330	61.737	80.561								
2	16:25:25.677	<b>1:11.171</b>	<b>23.332</b>	<b>27.257</b>	<b>20.582</b>	<b>85.706</b>	<b>81.048</b>								
3	16:26:48.417	<b>1:22.740</b>	25.762	30.045	26.933	83.157	36.333								
<b>(132) Suzanne BUIST</b>															
1	16:23:36.022			30.862	23.439	77.941	56.535								
2	16:24:57.660	<b>1:21.638</b>	30.216	<b>29.526</b>	<b>21.896</b>	86.035	<b>76.870</b>								
3	16:26:19.697	<b>1:22.037</b>	<b>25.891</b>	29.880	26.266	<b>87.380</b>	33.091								



Bulletin No. \_\_\_\_\_

# Super Lap Scotland - Round 4

Sorted on best lap time

Super Lap Scotland Knockhill 1.267 miles


Final - Pro 09/07/2017 17:50

Practice started at 17:09:16

Pos	No.	Name	Make/Model	Class Code	Laps	Best Tm	Diff	Best Speed	2nd Best
1	51	Colin DORWARD	Mitsubishi Evo 5	SLS-P	3	57.741		78.988	1:19.369
2	0	Andrew FORREST	Subaru Impreza Type RA	Guest	3	58.964	1.223	77.350	1:23.854
3	62	Paul RANKIN	Subaru Impreza RB320	SLS-P	3	59.162	1.421	77.091	1:25.892
4	33	Ross HOWIE	Mitsubishi Evo 8	SLS-P	3	1:03.627	5.886	71.681	1:17.926
5	7	David LONG	Caterham R400	SLS-P	6	1:05.350	7.609	69.791	1:05.876

Clerk of the Course Orbits

Sig : Time :  
 Chief Timekeeper : Ian Sharp (SMART Timing)  
 Results available at [www.speedhive.com](http://www.speedhive.com) and [www.smart-timing.co.uk](http://www.smart-timing.co.uk)





# Super Lap Scotland - Round 4

**Super Lap Scotland** Knockhill 1.267 miles

**Final - Pro** 09/07/2017 17:50

**Practice started at 17:09:16**

Lap	Time of Day	Lap Tm	S1	S2	S3	S3Spd	SFSpd	Lap	Time of Day	Lap Tm	S1	S2	S3	S3Spd	SFSpd
<b>(51) Colin DORWARD</b>															
1	17:13:21.293			28.604	17.628	113.166	<b>120.697</b>								
2	17:14:19.034	<b>57.741</b>	<b>19.135</b>	<b>22.844</b>	<b>15.762</b>	<b>124.504</b>	120.697								
3	17:15:38.403	<b>1:19.369</b>	23.034	29.532	26.803	82.543	26.265								
<b>(0) Andrew FORREST</b>															
1	17:13:36.710				18.146	90.442	<b>121.133</b>								
2	17:14:35.674	<b>58.964</b>			<b>16.494</b>	<b>125.670</b>	119.621								
3	17:15:59.528	<b>1:23.854</b>			26.307	73.022	24.546								
<b>(62) Paul RANKIN</b>															
1	17:10:27.061			31.798	22.176	31.729	<b>124.735</b>								
2	17:11:26.223	<b>59.162</b>	<b>19.309</b>	<b>23.195</b>	<b>16.658</b>	<b>131.584</b>	124.504								
3	17:12:52.115	<b>1:25.892</b>	24.567	32.479	28.846	73.342	32.672								
<b>(33) Ross HOWIE</b>															
1	17:10:12.311				20.941	61.567	<b>115.703</b>								
2	17:11:15.938	<b>1:03.627</b>			<b>17.239</b>	<b>114.910</b>	114.714								
3	17:12:33.864	<b>1:17.926</b>			24.808	80.561	36.611								
<b>(7) David LONG</b>															
1	17:10:11.063				22.680	55.830	97.257								
2	17:11:16.939	<b>1:05.876</b>	21.793	25.805	<b>18.278</b>	97.824	<b>102.926</b>								
3	17:12:35.604	<b>1:18.665</b>	24.548	28.230	25.887	80.272	32.608								
4	17:16:56.143	<b>4:20.539</b>	3:28.356	32.080	20.103	95.188	101.832								
5	17:18:01.493	<b>1:05.350</b>	<b>21.396</b>	<b>25.336</b>	18.618	<b>101.066</b>	100.011								
6	17:19:19.750	<b>1:18.257</b>	23.436	29.239	25.582	80.465	31.286								



## Super Lap Scotland - Round 4

Sorted on best lap time

Super Lap Scotland

Knockhill 1.267 miles

Final - Overall

09/07/2017 16:40

Practice started at 16:21:08

Pos	No.	Name	Make/Model	Class Code	Laps	Best Tm	Diff	Best Speed	2nd Best
1	51	Colin DORWARD	Mitsubishi Evo 5	SLS-P	3	57.741		78.988	1:19.369
2	0	Andrew FORREST	Subaru Impreza Type RA	Guest	3	58.964	1.223	77.350	1:23.854
3	62	Paul RANKIN	Subaru Impreza RB320	SLS-P	3	59.162	1.421	77.091	1:25.892
4	55	Adam KINDNESS	Subaru Impreza STi Type R	SLS-B	3	1:00.203	2.462	75.758	1:36.981
5	46	George RIGBY	Subaru Impreza Spec-C	SLS-B	3	1:00.527	2.786	75.352	1:18.489
6	77	Ian BONTHRONE	BMW E46 M3	SLS-D	3	1:02.946	5.205	72.456	1:16.493
7	44	Steven JEFFERIES	Mitsubishi Evo VI	SLS-A	3	1:03.063	5.322	72.322	1:13.701
8	32	John STEVENSON	Subaru Impreza	SLS-A	3	1:03.435	5.694	71.898	1:19.625
9	33	Ross HOWIE	Mitsubishi Evo 8	SLS-P	3	1:03.627	5.886	71.681	1:17.926
10	11	Christopher CHERRY	Mitsubishi Evo	SLS-D	3	1:04.031	6.290	71.229	1:21.120
11	28	Craig MENZIES	Lotus Exige	SLS-C	3	1:04.126	6.385	71.123	1:23.321
12	29	Archie BAIN	Subaru Impreza Type RA	SLS-A	3	1:04.868	7.127	70.310	1:24.442
13	7	David LONG	Caterham R400	SLS-P	6	1:05.350	7.609	69.791	1:05.876
14	131	Keith COWIE	Seat Leon Supercopa	SLS-C	3	1:05.877	8.136	69.233	1:24.187
15	5	Paul TOMLINSON	Subaru Impreza	SLS-C	3	1:06.262	8.521	68.830	1:25.916
16	54	Steven McNAB	Renault Clio	SLS-E	3	1:06.288	8.547	68.803	1:21.989
17	78	David RYBOWSKI	Subaru Impreza WRX	SLS-D	3	1:06.318	8.577	68.772	1:19.291
18	43	Stuart BUCHAN	Renault Clio 172 Cup	SLS-E	3	1:06.388	8.647	68.700	1:15.631
19	34	Blair McCONACHIE	Caterham Superlight R	SLS-C	3	1:06.451	8.710	68.635	1:18.043
20	12	James McELENY	Subaru Impreza	SLS-E	3	1:06.640	8.899	68.440	1:15.704
21	83	Fraser JAMIESON	Renault Clio 172 Ph1	SLS-E	3	1:06.766	9.025	68.311	1:22.726
22	10	Jack REID	Mercedes A45 AMG	SLS-D	3	1:06.822	9.081	68.254	1:18.924
23	94	Jonathan SCRIMGEOUR	Vauxhall Astra VXR	SLS-E	3	1:06.860	9.119	68.215	1:30.237
24	6	Michael FOSTER	Renault Clio 172	SLS-E	3	1:06.889	9.148	68.185	1:13.932
25	103	Stuart ROBERTSON	Renault Clio	SLS-E	3	1:07.063	9.322	68.008	1:22.053
26	21	Marc IRVINE	Ford Focus ST	SLS-D	3	1:07.514	9.773	67.554	1:29.136
27	67	Marshall WISHART	Mazda RX8	SLS-F	3	1:08.298	10.557	66.779	1:27.349
28	42	Alex MILNE	Audi TTRS Plus	SLS-D	3	1:08.726	10.985	66.363	1:24.679
29	81	Ian PITMAN	Mini Cooper S JCW	SLS-E	3	1:08.733	10.992	66.356	1:33.793
30	23	Andrew COWIE	Subaru Impreza	SLS-D	3	1:08.852	11.111	66.241	1:24.676
31	73	Robert DAVEY	Lotus Elise S220 Cup	SLS-D	3	1:09.400	11.659	65.718	1:28.122
32	48	Colin DUTHIE	Audi A3 3.2	SLS-F	3	1:09.687	11.946	65.448	1:23.687
33	88	Martin BROWN	Subaru Impreza WRX	SLS-F	3	1:10.433	12.692	64.754	1:35.278
34	41	Neil METHVEN	Renault Clio 182	SLS-F	3	1:11.171	13.430	64.083	1:22.740
35	53	Jamie GOUDIE	Mazda MX5	SLS-E	3	1:11.391	13.650	63.885	1:23.612
36	52	Keith BOYD	Honda Civic	SLS-B	3	1:12.098	14.357	63.259	1:24.664
37	9	Steven ARKLEY	Westfield Megabus	SLS-C	3	1:12.319	14.578	63.066	1:33.630
38	3	Jean-Luc CARTWRIGHT	Lexus IS-F	SLS-D	3	1:16.293	18.552	59.781	1:27.160
39	132	Suzanne BUIST	Mini Cooper S	SLS-F	3	1:21.638	23.897	55.867	1:22.037

### Announcements

Car No.7 awarded a re-run.

Clerk of the Course

Sig : \_\_\_\_\_ Time : \_\_\_\_\_  
 Chief Timekeeper : Ian Sharp (SMART Timing)  
 Results available at [www.speedhive.com](http://www.speedhive.com) and [www.smart-timing.co.uk](http://www.smart-timing.co.uk)

Printed: 10/07/2017 17:59:58

Orbits



**Super Lap Scotland - Round 4**

**Sorted on best lap time**

**Super Lap Scotland** Knockhill 1.267 miles  
**Final - Overall** 09/07/2017 16:40  
**Practice started at 16:21:08**

Pos	No.	Name	Make/Model	Class Code	Laps	Best Tm	Diff	Best Speed	2nd Best
<b>Guest</b>									
1	0	Andrew FORREST	Subaru Impreza Type RA	Guest	3	58.964		77.350	1:23.854
<b>Super Lap Scotland (A)</b>									
1	44	Steven JEFFERIES	Mitsubishi Evo VI	SLS-A	3	1:03.063		72.322	1:13.701
2	32	John STEVENSON	Subaru Impreza	SLS-A	3	1:03.435	0.372	71.898	1:19.625
3	29	Archie BAIN	Subaru Impreza Type RA	SLS-A	3	1:04.868	1.805	70.310	1:24.442
<b>Super Lap Scotland (B)</b>									
1	55	Adam KINDNESS	Subaru Impreza STi Type R	SLS-B	3	1:00.203		75.758	1:36.981
2	46	George RIGBY	Subaru Impreza Spec-C	SLS-B	3	1:00.527	0.324	75.352	1:18.489
3	52	Keith BOYD	Honda Civic	SLS-B	3	1:12.098	11.895	63.259	1:24.664
<b>Super Lap Scotland (C)</b>									
1	28	Craig MENZIES	Lotus Exige	SLS-C	3	1:04.126		71.123	1:23.321
2	131	Keith COWIE	Seat Leon Supercopa	SLS-C	3	1:05.877	1.751	69.233	1:24.187
3	5	Paul TOMLINSON	Subaru Impreza	SLS-C	3	1:06.262	2.136	68.830	1:25.916
4	34	Blair McCONACHIE	Caterham Superlight R	SLS-C	3	1:06.451	2.325	68.635	1:18.043
5	9	Steven ARKLEY	Westfield Megabusa	SLS-C	3	1:12.319	8.193	63.066	1:33.630
<b>Super Lap Scotland (D)</b>									
1	77	Ian BONTHRONE	BMW E46 M3	SLS-D	3	1:02.946		72.456	1:16.493
2	11	Christopher CHERRY	Mitsubishi Evo	SLS-D	3	1:04.031	1.085	71.229	1:21.120
3	78	David RYBOWSKI	Subaru Impreza WRX	SLS-D	3	1:06.318	3.372	68.772	1:19.291
4	10	Jack REID	Mercedes A45 AMG	SLS-D	3	1:06.822	3.876	68.254	1:18.924
5	21	Marc IRVINE	Ford Focus ST	SLS-D	3	1:07.514	4.568	67.554	1:29.136
6	42	Alex MILNE	Audi TTRS Plus	SLS-D	3	1:08.726	5.780	66.363	1:24.679
7	23	Andrew COWIE	Subaru Impreza	SLS-D	3	1:08.852	5.906	66.241	1:24.676
8	73	Robert DAVEY	Lotus Elise S220 Cup	SLS-D	3	1:09.400	6.454	65.718	1:28.122
9	3	Jean-Luc CARTWRIGHT	Lexus IS-F	SLS-D	3	1:16.293	13.347	59.781	1:27.160
<b>Super Lap Scotland (E)</b>									
1	54	Steven McNAB	Renault Clio	SLS-E	3	1:06.288		68.803	1:21.989
2	43	Stuart BUCHAN	Renault Clio 172 Cup	SLS-E	3	1:06.388	0.100	68.700	1:15.631
3	12	James McELENY	Subaru Impreza	SLS-E	3	1:06.640	0.352	68.440	1:15.704
4	83	Fraser JAMIESON	Renault Clio 172 Ph1	SLS-E	3	1:06.766	0.478	68.311	1:22.726
5	94	Jonathan SCRIMGEOUR	Vauxhall Astra VXR	SLS-E	3	1:06.860	0.572	68.215	1:30.237
6	6	Michael FOSTER	Renault Clio 172	SLS-E	3	1:06.889	0.601	68.185	1:13.932
7	103	Stuart ROBERTSON	Renault Clio	SLS-E	3	1:07.063	0.775	68.008	1:22.053
8	81	Ian PITMAN	Mini Cooper S JCW	SLS-E	3	1:08.733	2.445	66.356	1:33.793
9	53	Jamie GOUDIE	Mazda MX5	SLS-E	3	1:11.391	5.103	63.885	1:23.612

**Announcements**

Car No.7 awarded a re-run.



# Super Lap Scotland - Round 4

Sorted on best lap time

Super Lap Scotland

Knockhill 1.267 miles

Final - Overall

09/07/2017 16:40

Practice started at 16:21:08

Pos	No.	Name	Make/Model	Class Code	Laps	Best Tm	Diff	Best Speed	2nd Best
<b>Super Lap Scotland (F)</b>									
1	67	Marshall WISHART	Mazda RX8	SLS-F	3	1:08.298		66.779	1:27.349
2	48	Colin DUTHIE	Audi A3 3.2	SLS-F	3	1:09.687	1.389	65.448	1:23.687
3	88	Martin BROWN	Subaru Impreza WRX	SLS-F	3	1:10.433	2.135	64.754	1:35.278
4	41	Neil METHVEN	Renault Clio 182	SLS-F	3	1:11.171	2.873	64.083	1:22.740
5	132	Suzanne BUIST	Mini Cooper S	SLS-F	3	1:21.638	13.340	55.867	1:22.037
<b>Super Lap Scotland (Pro)</b>									
1	51	Colin DORWARD	Mitsubishi Evo 5	SLS-P	3	57.741		78.988	1:19.369
2	62	Paul RANKIN	Subaru Impreza RB320	SLS-P	3	59.162	1.421	77.091	1:25.892
3	33	Ross HOWIE	Mitsubishi Evo 8	SLS-P	3	1:03.627	5.886	71.681	1:17.926
4	7	David LONG	Caterham R400	SLS-P	6	1:05.350	7.609	69.791	1:05.876

### Announcements

Car No.7 awarded a re-run.

Clerk of the Course Orbits

Sig : Time :  
 Chief Timekeeper : Ian Sharp (SMART Timing)  
 Results available at [www.speedhive.com](http://www.speedhive.com) and [www.smart-timing.co.uk](http://www.smart-timing.co.uk)

