


Knockhill

27th August 2017



S.M.A.R.T.

Scottish Motorsports Automatic Race Timing

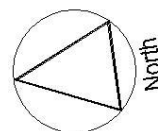
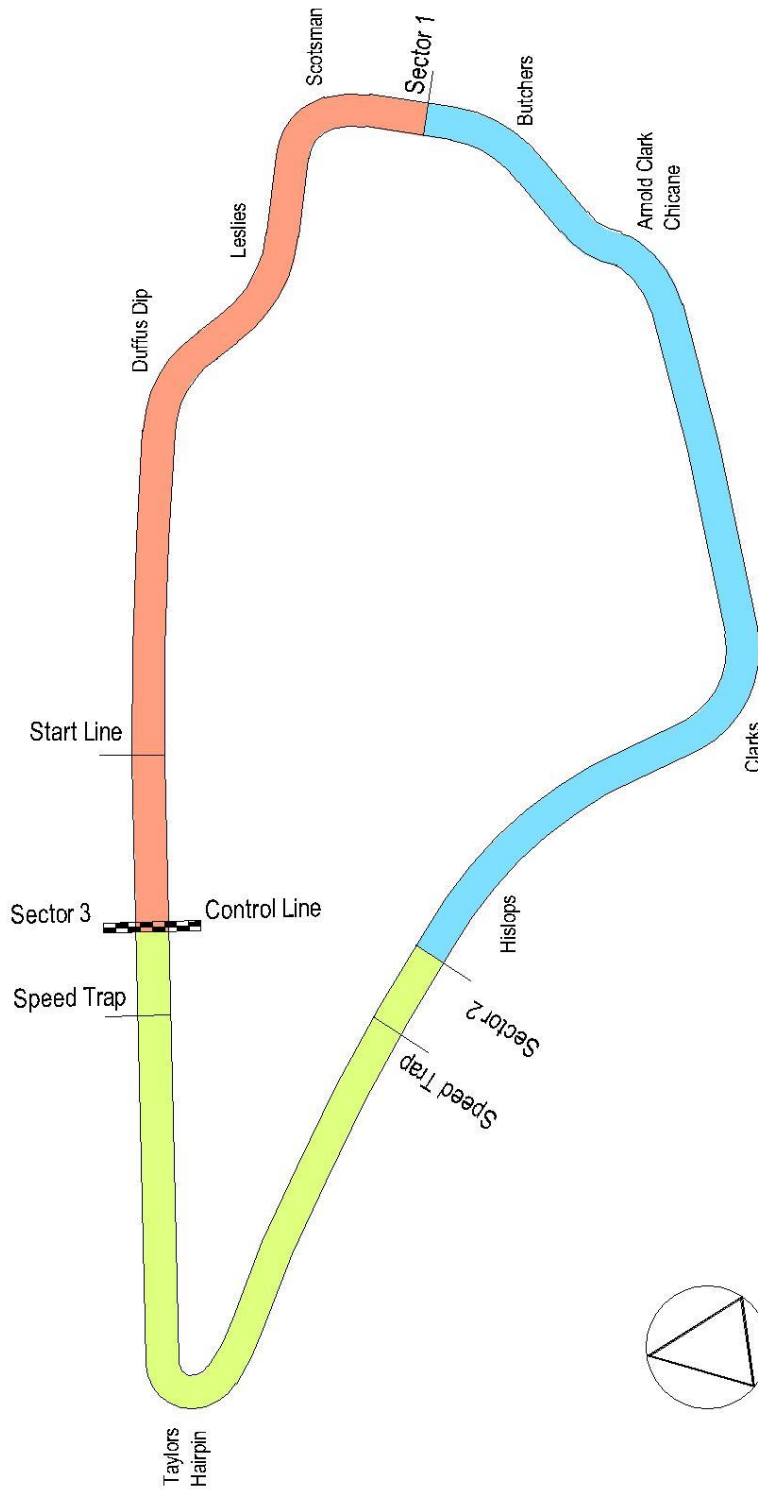

Ravenslea, Melrose Road, Galashiels, TD1 2AT

Telephone : 01896 – 752447

Scottish Motorsports Automatic Race Timing

Circuit layout

Knockhill – Clockwise



Length
Sector 1 0.433 Mile
Sector 2 0.503 Mile
Sector 3 0.334 Mile



ORGANISERS OF THE



Round 12 - Knockhill - Clockwise

Sprint

No.	Name	Make	Practice 1			Practice 2			Best
			Intermediate	Flying Lap	Finish	Intermediate	Flying Lap	Finish	
3	Heather CALDER	Gould GR55	45.20	45.56	90.76	43.24	44.27	87.51	87.51
1	Colin CALDER	Gould GR55	48.19	46.29	94.48	43.26	44.58	87.84	87.84
2	John GRAHAM	Gould GR55B	49.53	49.10	98.63	47.83	46.29	94.12	94.12
4	Terry HOLMES	Lola Tegra/Judd	48.31	49.22	97.53	48.54	47.27	95.81	95.81
5	Steve MILES	Van Dieman RF96	55.59	49.51	105.10	49.26	49.19	98.45	98.45
10	Graham PORRETT	Lola Tegra T90	49.93	52.03	101.96	48.62	51.06	99.68	99.68
8	Nicholas ALGAR	DJ Firehawk	DNS	0.00		49.48	50.87	100.35	100.35
15	Simon BAINBRIDGE	SBR Chrono V8	61.43	56.00	117.43	51.43	52.94	104.37	104.37
17	Graham BLACKWELL	Mygale EcoBoost	55.95	57.03	112.98	53.29	54.01	107.30	107.30
12	Grahame HARDEN	Jedi Mk6	66.54	65.12	131.66	57.01	57.40	114.41	114.41
14	Stewart ROBB	Pilbeam MP88		0.00			0.00		0.00



Scottish Motorsports Automatic Race Timing





Super Lap Scotland - Round 6

Sorted on best lap time

Super Lap Scotland

Knockhill 1.267 miles

Warm Up - Group 1

27/08/2017 09:15

Practice (15:00 Time) started at 9:09:56

Pos	No.	Name	Make/Model	Class Code	Laps	Best Tm	Diff	Best Speed	2nd Best
1	83	Fraser JAMIESON	Renault Clio 172 Ph1	SLS-E	10	1:00.499		75.387	1:00.508
2	6	Michael FOSTER	Renault Clio 172	SLS-E	11	1:00.774	0.275	75.046	1:00.890
3	43	Stuart BUCHAN	Renault Clio 172 Cup	SLS-E	12	1:01.262	0.763	74.448	1:01.757
4	67	Marshall WISHART	Mazda RX8	SLS-F	11	1:01.341	0.842	74.352	1:01.489
5	103	Stuart ROBERTSON	Renault Clio	SLS-E	9	1:01.450	0.951	74.220	1:01.680
6	12	James McELENY	Subaru Impreza	SLS-E	11	1:01.665	1.166	73.962	1:01.864
7	15	Craig WALLACE	Renault Sport Megane	SLS-E	12	1:01.835	1.336	73.758	1:02.029
8	38	Chris HISLOP	Renault Clio 197	SLS-F	13	1:02.331	1.832	73.171	1:02.525
9	94	Jonathan SCRIMGEOUR	Vauxhall Astra VXR	SLS-E	11	1:02.400	1.901	73.090	1:02.687
10	13	Lewis SKENE	Renault Megane RS	SLS-E	13	1:02.472	1.973	73.006	1:02.484
11	48	Colin DUTHIE	Audi A3 3.2	SLS-F	12	1:03.233	2.734	72.128	1:04.195
12	41	Neil METHVEN	Renault Clio 182	SLS-F	11	1:03.404	2.905	71.933	1:03.713
13	81	Ian PITMAN	Mini Cooper S JCW	SLS-E	9	1:03.793	3.294	71.494	1:04.245
14	88	Martin BROWN	Subaru Impreza WRX	SLS-F	11	1:04.003	3.504	71.260	1:05.260
15	68	Jason OGG	Honda Civic Type R	SLS-E	12	1:04.975	4.476	70.194	1:05.535
16	132	Suzanne BUIST	Mini Cooper S	SLS-F	7	1:13.867	13.368	61.744	1:14.667

Clerk of the Course.

Sig : Time :
 Chief Timekeeper : Ian Sharp (SMART Timing)
 Results available at speedhive.com and www.smart-timing.co.uk





Super Lap Scotland - Round 6

Super Lap Scotland

Knockhill 1.267 miles

Warm Up - Group 1

27/08/2017 09:15

Practice (15:00 Time) started at 9:09:56

Lap	Time of Day	Lap Tm	S1	S2	S3	S3Spd	SFSpd
(41) Neil METHVEN							
1	9:13:15.322	1:17.778	25.622	29.770	22.386	64.651	82.240
2	9:14:25.665	1:10.343	23.965	25.776	20.602	87.608	82.139
3	9:15:31.748	1:06.083	22.154	24.666	19.263	94.385	83.780
4	9:16:39.335	1:07.587	20.890	24.098	22.599	94.919	34.952
5	9:18:19.855	1:40.520	57.397	24.105	19.018	95.053	83.989
6	9:19:23.568	1:03.713	20.777	23.850	19.086	95.323	84.095
7	9:20:27.371	1:03.803	20.667	24.145	18.991	95.731	84.200
8	9:21:30.775	1:03.404	20.413	23.854	19.137	95.595	84.306
9	9:22:49.656	1:18.881	24.859	30.655	23.367	66.312	66.641
10	9:24:05.564	1:15.908	25.402	30.610	19.896	82.240	83.885
11	9:25:11.160	1:05.596	21.035	24.014	20.547	95.188	62.835

(81) Ian PITMAN							
1	9:15:54.086	1:15.725	23.640	30.157	21.928	62.542	78.214
2	9:16:59.688	1:05.602	20.673	24.265	20.664	88.767	78.397
3	9:18:03.481	1:03.793	20.534	23.815	19.444	90.442	78.214
4	9:19:08.336	1:04.855	20.909	24.583	19.363	89.358	78.950
5	9:20:13.083	1:04.747	20.501	24.639	19.607	89.239	78.950
6	9:21:17.328	1:04.245	20.682	24.430	19.133	89.957	79.323
7	9:22:35.715	1:18.387	21.852	30.056	26.479	59.440	52.387
8	9:23:50.258	1:14.543	28.445	25.584	20.514	85.054	77.402
9	9:24:55.739	1:05.481	20.844	24.215	20.422	88.183	74.564

(88) Martin BROWN							
1	9:13:13.672	1:18.414	26.305	29.377	22.732	68.970	77.671
2	9:14:32.540	1:18.868	24.872	30.350	23.646	70.640	82.240
3	9:15:37.800	1:05.260	21.386	24.605	19.269	93.205	83.571
4	9:16:59.916	1:22.116	23.161	32.437	26.518	53.945	53.472
5	9:18:14.938	1:15.022	26.188	27.300	21.534	77.047	82.341
6	9:19:18.941	1:04.003	20.610	24.237	19.156	94.385	82.849
7	9:20:42.432	1:23.491	23.152	34.619	25.720	56.488	63.912
8	9:22:02.214	1:19.782	26.176	30.633	22.973	56.535	77.671
9	9:23:13.504	1:11.290	22.051	26.070	23.169	84.412	56.488
10	9:24:23.710	1:10.206	23.192	24.429	22.585	90.320	59.651
11	9:25:49.282	1:25.572	24.948	32.987	27.637	54.603	57.951

(68) Jason OGG							
1	9:12:30.900	1:07.720	22.091	25.356	20.273	93.857	84.625
2	9:13:36.722	1:05.822	21.239	24.355	20.228	94.785	84.200
3	9:15:00.189	1:23.467	24.722	33.883	24.862	62.022	61.737
4	9:16:15.554	1:15.365	25.793	28.758	20.814	90.442	84.625
5	9:17:21.792	1:06.238	21.358	24.494	20.386	94.651	84.200
6	9:18:38.644	1:16.852	24.459	28.862	23.531	57.951	83.885
7	9:19:44.179	1:05.535	21.124	24.432	19.979	95.053	83.571
8	9:20:50.668	1:06.489	21.128	25.346	20.015	95.323	83.885
9	9:22:10.128	1:19.460	25.415	29.826	24.219	82.240	57.064
10	9:23:34.733	1:24.605	28.284	34.385	21.936	70.565	83.363
11	9:24:39.708	1:04.975	20.947	24.231	19.797	95.595	83.780
12	9:26:09.337	1:29.629	25.750	32.631	31.248	73.907	23.374

(132) Suzanne BUIST							
1	9:13:11.430	1:17.997	26.940	28.296	22.761	87.608	66.907
2	9:14:26.747	1:15.317	25.407	27.793	22.117	88.649	64.156
3	9:15:40.614	1:13.867	24.784	27.081	22.002	77.491	75.233
4	9:17:01.155	1:20.541	25.182	31.332	24.027	73.826	50.571
5	9:18:21.704	1:20.549	28.310	28.111	24.128	76.259	65.986
6	9:19:36.371	1:14.667	25.368	27.210	22.089	88.532	65.216
7	9:21:04.887	1:28.516	27.250	32.665	28.601	61.174	29.826

Clerk of the Course.

Sig : Time :

Chief Timekeeper : Ian Sharp (SMART Timing)

Results available at speedhive.com and www.smart-timing.co.uk

Printed: 28/08/2017 17:42:41

Orbits





Bulletin No. _____

Super Lap Scotland - Round 6

Sorted on best lap time

Super Lap Scotland

Knockhill 1.267 miles

Warm Up - Group 2

27/08/2017 09:35

Practice (15:00 Time) started at 9:30:01

Pos	No.	Name	Make/Model	Class Code	Laps	Best Tm	Diff	Best Speed	2nd Best
1	34	Blair McCONACHIE	Caterham Superlight R	SLS-C	11	55.817		81.711	56.389
2	77	Ian BONTRHONE	BMW E46 M3	SLS-D	11	57.591	1.774	79.194	57.687
3	100	Paul TOUGH	BMW M3	SLS-D	5	57.833	2.016	78.862	58.818
4	11	Christopher CHERRY	Mitsubishi Evo	SLS-D	10	57.901	2.084	78.770	58.098
5	76	Robbie WYPER	Mitsubishi Evo 8 MR	SLS-C	12	58.197	2.380	78.369	58.238
6	28	Craig MENZIES	Lotus Exige	SLS-C	12	1:00.020	4.203	75.989	1:00.023
7	45	Euan BEGBIE	Volkswagen Golf	SLS-D	10	1:00.072	4.255	75.923	1:00.174
8	9	Steven ARKLEY	Westfield Megabusa	SLS-C	10	1:01.195	5.378	74.530	1:01.588
9	42	Alex MILNE	Audi TTRS Plus	SLS-D	4	1:01.474	5.657	74.191	1:02.592
10	21	Marc IRVINE	Ford Focus ST	SLS-D	9	1:02.096	6.279	73.448	1:02.441
11	73	Robert DAVEY	Lotus Elise S220 Cup	SLS-D	12	1:04.448	8.631	70.768	1:05.460
12	3	Jean-Luc CARTWRIGHT	Lexus IS-F	SLS-D	7	1:05.156	9.339	69.999	1:06.227
13	131	Keith COWIE	Seat Leon Supercopa	SLS-C				-	-

Clerk of the Course.

Sig : Time :
Chief Timekeeper : Ian Sharp (SMART Timing)

Results available at speedhive.com and www.smart-timing.co.uk

Printed: 28/08/2017 17:43:39

Orbits





Bulletin No. _____

Super Lap Scotland - Round 6

Sorted on best lap time

Super Lap Scotland

Knockhill 1.267 miles

Warm Up - Group 3

27/08/2017 09:55

Practice (15:00 Time) started at 9:51:57

Pos	No.	Name	Make/Model	Class Code	Laps	Best Tm	Diff	Best Speed	2nd Best
1	51	Colin DORWARD	Mitsubishi Evo 5	SLS-P	11	53.705		84.924	54.232
2	32	John STEVENSON	Subaru Impreza	SLS-A	8	53.801	0.096	84.772	54.665
3	7	David LONG	Caterham R400	SLS-P	8	54.133	0.428	84.252	55.198
4	25	Alastair MOWAT	VW Golf	SLS-A	10	55.797	2.092	81.740	56.213
5	60	Andy CLOTWORTHY	Subaru Impreza	SLS-B	7	59.600	5.895	76.524	59.947
6	52	Keith BOYD	Honda Civic	SLS-B	8	1:00.198	6.493	75.764	1:00.290
7	40	Colin LINKLATER	Subaru Impreza	SLS-P	2	1:06.906	13.201	68.168	5:22.055

Clerk of the Course.

Sig : Time :
Chief Timekeeper : Ian Sharp (SMART Timing)

Results available at speedhive.com and www.smart-timing.co.uk

Printed: 28/08/2017 17:44:15

Orbits



Super Lap Scotland - Round 6

Super Lap Scotland

Knockhill 1.267 miles

Warm Up - Group 3

27/08/2017 09:55

Practice (15:00 Time) started at 9:51:57

Lap	Time of Day	Lap Tm	S1	S2	S3	S3Spd	SFSpd	Lap	Time of Day	Lap Tm	S1	S2	S3	S3Spd	SFSpd
(51) Colin DORWARD															
1	9:54:45.416	1:09.865	22.410	26.161	21.294	86.146	75.572								
2	9:55:52.699	1:07.283	21.565	26.207	19.511	86.257	99.863								
3	9:57:06.462	1:13.763	20.293	24.798	28.672	87.380	51.861								
4	10:02:13.519	3:34.815		26.882	19.193	92.690	105.349								
5	10:03:12.954	59.435	19.634	23.017	16.784	117.116	108.941								
6	10:04:14.491	1:01.537	19.034	22.113	20.390	105.184	99.125								
7	10:05:25.007	1:10.516	21.994	25.876	22.646	92.435	70.863								
8	10:06:32.934	1:07.927	23.840	26.445	17.642	106.520	119.621								
9	10:07:27.166	54.232	17.742	20.659	15.831	127.824	117.733								
10	10:08:20.871	53.705	17.662	20.408	15.635	128.559	117.526								
11	10:09:42.810	1:21.939	22.206	33.041	26.692	73.907	34.221								
(32) John STEVENSON															
1	9:54:48.394	1:06.962	21.302	24.906	20.754	78.214	72.549								
2	9:55:58.941	1:10.547	23.445	27.668	19.434	76.694	98.398								
3	9:57:10.342	1:11.401	19.672	23.798	27.931	91.677	44.413								
4	10:01:29.044	4:18.702	3:36.267	25.957	16.478	90.198	122.236								
5	10:02:22.845	53.801	17.357	20.474	15.970	128.805	121.792								
6	10:03:25.669	1:02.824	21.442	24.679	16.703	100.914	120.265								
7	10:04:20.334	54.665	17.924	20.950	15.791	129.053	120.049								
8	10:05:34.123	1:13.789	22.742	28.921	22.126	76.782	33.504								
(7) David LONG															
1	9:54:22.555	1:00.721	20.083	23.478	17.160	103.084	113.549								
2	9:55:18.536	55.981	18.657	21.439	15.885	119.621	114.129								
3	9:56:13.799	55.263	18.119	20.927	16.217	122.236	111.290								
4	9:57:19.494	1:05.695	18.368	20.941	26.386	120.049	20.984								
5	10:01:26.274	4:06.780	3:24.242	25.142	17.396	103.402	113.549								
6	10:02:21.472	55.198	18.108	21.276	15.814	117.116	112.597								
7	10:03:15.605	54.133	17.896	20.528	15.709	120.915	111.846								
8	10:04:34.428	1:18.823	21.701	29.242	27.880	70.417	27.114								
(25) Alastair MOWAT															
1	9:54:58.571	1:07.541	23.066	25.442	19.033	79.136	105.681								
2	9:55:58.419	59.848	18.774	21.594	19.480	111.105	77.135								
3	9:57:12.217	1:13.798	22.119	27.484	24.195	69.686	35.791								
4	10:01:36.850	4:24.633	3:37.116	27.308	20.209	63.429	103.242								
5	10:02:32.647	55.797	18.249	20.982	16.566	113.742	106.015								
6	10:03:41.114	1:08.467	18.154	28.287	22.026	68.687	71.164								
7	10:04:50.207	1:09.093	23.085	26.065	19.943	86.702	107.544								
8	10:05:46.420	56.213	18.163	21.272	16.778	110.556	105.515								
9	10:06:59.292	1:12.872	20.410	28.754	23.708	67.991	68.828								
10	10:08:21.835	1:22.543	24.313	30.757	27.473	68.060	27.616								
(60) Andy CLOTWORTHY															
1	9:54:28.090	1:00.623			17.221	116.506	105.681								
2	9:55:28.037	59.947			17.283	117.321	103.882								
3	9:56:35.025	1:06.988			23.862	98.979	73.745								
4	10:02:03.660	3:57.812			18.884	100.460	98.979								
5	10:03:05.118	1:01.458	20.890	23.253	17.315	111.846	97.682								
6	10:04:04.718	59.600			17.239	115.703	102.611								
7	10:05:27.451	1:22.733		32.613	29.117	67.854	28.102								
(52) Keith BOYD															
1	9:54:50.642	1:09.454			19.860	89.002	103.561								
2	9:56:07.063	1:16.421			22.925	62.894	102.611								
3	9:57:16.060	1:08.997			26.009	87.380	31.610								
4	10:02:06.988	4:50.928			18.761	95.188	101.678								
5	10:03:07.186	1:00.198			17.735	110.922	101.524								
6	10:04:07.476	1:00.290			17.867	111.846	100.161								
7	10:05:17.470	1:09.994			22.556	75.828	70.491								
8	10:06:41.056	1:23.586			28.874	50.724	35.394								
(40) Colin LINKLATER															
1	9:54:47.419	1:06.906	21.427	24.668	20.792	89.358	78.765								
2	10:00:09.474	5:22.055	22.051	25.532	4:34.452	83.885	11.932								

Clerk of the Course.

Sig : _____ Time : _____
 Chief Timekeeper : Ian Sharp (SMART Timing)
 Results available at speedhive.com and www.smart-timing.co.uk

Printed: 28/08/2017 17:44:27





Super Lap Scotland - Round 6

Sorted on best lap time

Super Lap Scotland

Knockhill 1.267 miles

Warm Up - Ovearll

27/08/2017 09:15

Practice (15:00 Time) started at 9:09:56

Pos	No.	Name	Make/Model	Class Code	Laps	Best Tm	Diff	Best Speed	2nd Best
1	51	Colin DORWARD	Mitsubishi Evo 5	SLS-P	12	53.705		84.924	54.232
2	32	John STEVENSON	Subaru Impreza	SLS-A	8	53.801	0.096	84.772	54.665
3	7	David LONG	Caterham R400	SLS-P	8	54.133	0.428	84.252	55.198
4	25	Alastair MOWAT	VW Golf	SLS-A	10	55.797	2.092	81.740	56.213
5	34	Blair McCONACHIE	Caterham Superlight R	SLS-C	12	55.817	2.112	81.711	56.389
6	77	Ian BONTHRONE	BMW E46 M3	SLS-D	11	57.591	3.886	79.194	57.687
7	100	Paul TOUGH	BMW M3	SLS-D	5	57.833	4.128	78.862	58.818
8	11	Christopher CHERRY	Mitsubishi Evo	SLS-D	11	57.901	4.196	78.770	58.098
9	76	Robbie WYPER	Mitsubishi Evo 8 MR	SLS-C	13	58.197	4.492	78.369	58.238
10	60	Andy CLOTWORTHY	Subaru Impreza	SLS-B	8	59.600	5.895	76.524	59.947
11	28	Craig MENZIES	Lotus Exige	SLS-C	13	1:00.020	6.315	75.989	1:00.023
12	45	Euan BEGBIE	Volkswagen Golf	SLS-D	10	1:00.072	6.367	75.923	1:00.174
13	52	Keith BOYD	Honda Civic	SLS-B	8	1:00.198	6.493	75.764	1:00.290
14	83	Fraser JAMIESON	Renault Clio 172 Ph1	SLS-E	10	1:00.499	6.794	75.387	1:00.508
15	6	Michael FOSTER	Renault Clio 172	SLS-E	11	1:00.774	7.069	75.046	1:00.890
16	9	Steven ARKLEY	Westfield Megabusa	SLS-C	11	1:01.195	7.490	74.530	1:01.588
17	43	Stuart BUCHAN	Renault Clio 172 Cup	SLS-E	12	1:01.262	7.557	74.448	1:01.757
18	67	Marshall WISHART	Mazda RX8	SLS-F	11	1:01.341	7.636	74.352	1:01.489
19	103	Stuart ROBERTSON	Renault Clio	SLS-E	9	1:01.450	7.745	74.220	1:01.680
20	42	Alex MILNE	Audi TTRS Plus	SLS-D	5	1:01.474	7.769	74.191	1:02.592
21	12	James McELENY	Subaru Impreza	SLS-E	11	1:01.665	7.960	73.962	1:01.864
22	15	Craig WALLACE	Renault Sport Megane	SLS-E	13	1:01.835	8.130	73.758	1:02.029
23	21	Marc IRVINE	Ford Focus ST	SLS-D	9	1:02.096	8.391	73.448	1:02.441
24	38	Chris HISLOP	Renault Clio 197	SLS-F	14	1:02.331	8.626	73.171	1:02.525
25	94	Jonathan SCRIMGEOUR	Vauxhall Astra VXR	SLS-E	12	1:02.400	8.695	73.090	1:02.687
26	13	Lewis SKENE	Renault Megane RS	SLS-E	14	1:02.472	8.767	73.006	1:02.484
27	48	Colin DUTHIE	Audi A3 3.2	SLS-F	13	1:03.233	9.528	72.128	1:04.195
28	41	Neil METHVEN	Renault Clio 182	SLS-F	11	1:03.404	9.699	71.933	1:03.713
29	81	Ian PITMAN	Mini Cooper S JCW	SLS-E	9	1:03.793	10.088	71.494	1:04.245
30	88	Martin BROWN	Subaru Impreza WRX	SLS-F	12	1:04.003	10.298	71.260	1:05.260
31	73	Robert DAVEY	Lotus Elise S220 Cup	SLS-D	13	1:04.448	10.743	70.768	1:05.460
32	68	Jason OGG	Honda Civic Type R	SLS-E	12	1:04.975	11.270	70.194	1:05.535
33	3	Jean-Luc CARTWRIGHT	Lexus IS-F	SLS-D	7	1:05.156	11.451	69.999	1:06.227
34	40	Colin LINKLATER	Subaru Impreza	SLS-P	2	1:06.907	13.202	68.167	5:22.105
35	132	Suzanne BUIST	Mini Cooper S	SLS-F	7	1:13.867	20.162	61.744	1:14.667
36	131	Keith COWIE	Seat Leon Supercopa	SLS-C				-	

Clerk of the Course.

Sig : Time :
Chief Timekeeper : Ian Sharp (SMART Timing)

Results available at speedhive.com and www.smart-timing.co.uk

Printed: 28/08/2017 17:36:42



Orbits



Super Lap Scotland - Round 6

Sorted on best lap time

Super Lap Scotland

Knockhill 1.267 miles

Warm Up - Ovearll

27/08/2017 09:15

Practice (15:00 Time) started at 9:09:56

Pos	No.	Name	Make/Model	Class Code	Laps	Best Tm	Diff	Best Speed	2nd Best
-----	-----	------	------------	------------	------	---------	------	------------	----------

Super Lap Scotland (A)

1	32	John STEVENSON	Subaru Impreza	SLS-A	8	53.801		84.772	54.665
2	25	Alastair MOWAT	VW Golf	SLS-A	10	55.797	1.996	81.740	56.213

Super Lap Scotland (B)

1	60	Andy CLOTWORTHY	Subaru Impreza	SLS-B	8	59.600		76.524	59.947
2	52	Keith BOYD	Honda Civic	SLS-B	8	1:00.198	0.598	75.764	1:00.290

Super Lap Scotland (C)

1	34	Blair McCONACHIE	Caterham Superlight R	SLS-C	12	55.817		81.711	56.389
2	76	Robbie WYPER	Mitsubishi Evo 8 MR	SLS-C	13	58.197	2.380	78.369	58.238
3	28	Craig MENZIES	Lotus Exige	SLS-C	13	1:00.020	4.203	75.989	1:00.023
4	9	Steven ARKLEY	Westfield Megabusa	SLS-C	11	1:01.195	5.378	74.530	1:01.588
5	131	Keith COWIE	Seat Leon Supercopa	SLS-C				-	

Super Lap Scotland (D)

1	77	Ian BONTHRONE	BMW E46 M3	SLS-D	11	57.591		79.194	57.687
2	100	Paul TOUGH	BMW M3	SLS-D	5	57.833	0.242	78.862	58.818
3	11	Christopher CHERRY	Mitsubishi Evo	SLS-D	11	57.901	0.310	78.770	58.098
4	45	Euan BEGBIE	Volkswagen Golf	SLS-D	10	1:00.072	2.481	75.923	1:00.174
5	42	Alex MILNE	Audi TTRS Plus	SLS-D	5	1:01.474	3.883	74.191	1:02.592
6	21	Marc IRVINE	Ford Focus ST	SLS-D	9	1:02.096	4.505	73.448	1:02.441
7	73	Robert DAVEY	Lotus Elise S220 Cup	SLS-D	13	1:04.448	6.857	70.768	1:05.460
8	3	Jean-Luc CARTWRIGHT	Lexus IS-F	SLS-D	7	1:05.156	7.565	69.999	1:06.227

Super Lap Scotland (E)

1	83	Fraser JAMIESON	Renault Clio 172 Ph1	SLS-E	10	1:00.499		75.387	1:00.508
2	6	Michael FOSTER	Renault Clio 172	SLS-E	11	1:00.774	0.275	75.046	1:00.890
3	43	Stuart BUCHAN	Renault Clio 172 Cup	SLS-E	12	1:01.262	0.763	74.448	1:01.757
4	103	Stuart ROBERTSON	Renault Clio	SLS-E	9	1:01.450	0.951	74.220	1:01.680
5	12	James McELENY	Subaru Impreza	SLS-E	11	1:01.665	1.166	73.962	1:01.864
6	15	Craig WALLACE	Renault Sport Megane	SLS-E	13	1:01.835	1.336	73.758	1:02.029
7	94	Jonathan SCRIMGEOUR	Vauxhall Astra VXR	SLS-E	12	1:02.400	1.901	73.090	1:02.687
8	13	Lewis SKENE	Renault Megane RS	SLS-E	14	1:02.472	1.973	73.006	1:02.484
9	81	Ian PITMAN	Mini Cooper S JCW	SLS-E	9	1:03.793	3.294	71.494	1:04.245
10	68	Jason OGG	Honda Civic Type R	SLS-E	12	1:04.975	4.476	70.194	1:05.535

Super Lap Scotland (F)

1	67	Marshall WISHART	Mazda RX8	SLS-F	11	1:01.341		74.352	1:01.489
2	38	Chris HISLOP	Renault Clio 197	SLS-F	14	1:02.331	0.990	73.171	1:02.525
3	48	Colin DUTHIE	Audi A3 3.2	SLS-F	13	1:03.233	1.892	72.128	1:04.195
4	41	Neil METHVEN	Renault Clio 182	SLS-F	11	1:03.404	2.063	71.933	1:03.713

Clerk of the Course.

Sig : Time :
Chief Timekeeper : Ian Sharp (SMART Timing)

Results available at speedhive.com and www.smart-timing.co.uk





Bulletin No. _____

Super Lap Scotland - Round 6

Sorted on best lap time

Super Lap Scotland

Knockhill 1.267 miles

Warm Up - Ovearll

27/08/2017 09:15

Practice (15:00 Time) started at 9:09:56

Pos	No.	Name	Make/Model	Class Code	Laps	Best Tm	Diff	Best Speed	2nd Best
5	88	Martin BROWN	Subaru Impreza WRX	SLS-F	12	1:04.003	2.662	71.260	1:05.260
6	132	Suzanne BUIST	Mini Cooper S	SLS-F	7	1:13.867	12.526	61.744	1:14.667

Super Lap Scotland (Pro)

1	51	Colin DORWARD	Mitsubishi Evo 5	SLS-P	12	53.705		84.924	54.232
2	7	David LONG	Caterham R400	SLS-P	8	54.133	0.428	84.252	55.198
3	40	Colin LINKLATER	Subaru Impreza	SLS-P	2	1:06.907	13.202	68.167	5:22.105

Clerk of the Course.

Sig : Time :

Chief Timekeeper : Ian Sharp (SMART Timing)

Results available at speedhive.com and www.smart-timing.co.uk

Printed: 28/08/2017 17:37:07

Orbits





Super Lap Scotland - Round 6

Sorted on best lap time

Super Lap Scotland

Knockhill 1.267 miles

Practice - Group 1

27/08/2017 11:00


Practice (15:00 Time) started at 10:40:39

Pos	No.	Name	Make/Model	Class Code	Laps	Best Tm	Diff	Best Speed	2nd Best
1	83	Fraser JAMIESON	Renault Clio 172 Ph1	SLS-E	12	1:00.108		75.877	1:00.294
2	6	Michael FOSTER	Renault Clio 172	SLS-E	11	1:00.439	0.331	75.462	1:00.772
3	54	Steven McNAB	Renault Clio	SLS-E	11	1:00.815	0.707	74.995	1:00.852
4	67	Marshall WISHART	Mazda RX8	SLS-F	13	1:00.847	0.739	74.956	1:00.887
5	13	Lewis SKENE	Renault Megane RS	SLS-E	13	1:01.281	1.173	74.425	1:01.381
6	103	Stuart ROBERTSON	Renault Clio	SLS-E	9	1:01.306	1.198	74.395	1:01.946
7	43	Stuart BUCHAN	Renault Clio 172 Cup	SLS-E	11	1:01.483	1.375	74.181	1:02.021
8	15	Craig WALLACE	Renault Sport Megane	SLS-E	13	1:01.784	1.676	73.819	1:02.207
9	12	James McELENY	Subaru Impreza	SLS-E	9	1:02.174	2.066	73.356	1:02.511
10	38	Chris HISLOP	Renault Clio 197	SLS-F	12	1:02.554	2.446	72.910	1:02.687
11	94	Jonathan SCRIMGEOUR	Vauxhall Astra VXR	SLS-E	11	1:02.560	2.452	72.903	1:02.627
12	41	Neil METHVEN	Renault Clio 182	SLS-F	11	1:03.119	3.011	72.258	1:03.535
13	48	Colin DUTHIE	Audi A3 3.2	SLS-F	12	1:03.375	3.267	71.966	1:03.564
14	88	Martin BROWN	Subaru Impreza WRX	SLS-F	11	1:03.623	3.515	71.685	1:03.727
15	81	Ian PITMAN	Mini Cooper S JCW	SLS-E	7	1:03.730	3.622	71.565	1:04.104
16	68	Jason OGG	Honda Civic Type R	SLS-E	9	1:04.865	4.757	70.313	1:04.869
17	132	Suzanne BUIST	Mini Cooper S	SLS-F	6	1:08.293	8.185	66.783	1:11.358

Clerk of the Course.

Orbits

Sig : Time :
 Chief Timekeeper : Ian Sharp (SMART Timing)
 Results available at speedhive.com and www.smart-timing.co.uk





Super Lap Scotland - Round 6

Super Lap Scotland

Knockhill 1.267 miles

Practice - Group 1

27/08/2017 11:00

Practice (15:00 Time) started at 10:40:39

Lap	Time of Day	Lap Tm	S1	S2	S3	S3Spd	SFSpd
(41) Neil METHVEN							
1	10:43:38.048	1:06.610	22.099	24.420	20.091	87.266	82.849
2	10:44:42.331	1:04.283	21.012	24.033	19.238	94.651	83.157
3	10:45:45.866	1:03.535	20.728	23.990	18.817	94.651	83.780
4	10:46:49.972	1:04.106	20.997	24.140	18.969	95.731	84.625
5	10:47:53.760	1:03.788	20.759	24.144	18.885	95.595	84.200
6	10:49:17.193	1:23.433	24.759	31.092	27.582	76.958	30.407
7	10:52:14.178	2:56.985	2:13.678	24.177	19.130	96.281	83.675
8	10:53:17.752	1:03.574	20.930	23.811	18.833	95.868	83.675
9	10:54:20.871	1:03.119	20.597	23.532	18.990	96.005	83.571
10	10:55:24.647	1:03.776	21.129	23.754	18.893	95.868	84.946
11	10:56:28.382	1:03.735	20.925	23.673	19.137	97.257	85.162

(48) Colin DUTHIE							
1	10:44:00.119	1:16.101	24.110	28.910	23.081	74.152	59.598
2	10:45:13.440	1:13.321	24.993	27.867	20.461	81.839	78.950
3	10:46:18.310	1:04.870	21.643	24.448	18.779	94.785	85.379
4	10:47:21.685	1:03.375	20.357	24.180	18.838	94.120	83.989
5	10:48:33.045	1:11.360	20.886	28.219	22.255	69.904	69.758
6	10:49:50.539	1:17.494	24.880	30.347	22.267	63.012	78.123
7	10:50:56.673	1:06.134	22.134	24.827	19.173	92.818	84.946
8	10:52:00.237	1:03.564	20.678	24.205	18.681	95.323	84.625
9	10:53:03.904	1:03.667	20.795	24.078	18.794	94.785	84.732
10	10:54:16.758	1:12.854	21.993	28.080	22.781	55.599	79.323
11	10:55:23.683	1:06.925	23.140	25.025	18.760	94.252	85.054
12	10:56:27.901	1:04.218	20.888	24.227	19.103	94.385	82.039

(88) Martin BROWN							
1	10:43:59.398	1:10.993	22.686	25.292	23.015	84.200	62.022
2	10:45:23.569	1:24.171	24.900	34.420	24.851	54.075	82.039
3	10:46:27.192	1:03.623	20.703	23.970	18.950	94.785	83.989
4	10:47:47.097	1:19.905	22.897	29.209	27.799	63.790	51.384
5	10:49:07.739	1:20.642	26.572	33.216	20.854	76.086	82.039
6	10:50:11.514	1:03.775	20.871	23.842	19.062	94.518	83.675
7	10:51:33.850	1:22.336	24.385	31.800	26.151	62.953	62.600
8	10:52:45.379	1:11.529	24.100	26.562	20.867	83.157	81.639
9	10:53:49.106	1:03.727	20.854	23.765	19.108	93.857	82.543
10	10:54:58.524	1:09.418	21.870	25.999	21.549	78.857	79.890
11	10:56:11.594	1:13.070	21.786	24.954	26.330	70.714	61.007

(81) Ian PITMAN							
1	10:44:13.687	1:13.429	27.660	25.219	20.550	77.135	77.941
2	10:45:20.383	1:06.696	22.260	24.822	19.614	89.716	78.672
3	10:46:40.417	1:20.034	20.822	29.403	29.809	48.841	31.655
4	10:52:21.449	5:41.032	4:55.634	25.448	19.950	88.183	78.488
5	10:53:25.179	1:03.730	20.713	23.787	19.230	89.836	78.488
6	10:54:29.283	1:04.104	20.583	23.965	19.556	89.239	73.826
7	10:55:33.628	1:04.345	21.059	24.096	19.190	89.596	78.672

(68) Jason OGG							
1	10:43:54.641	1:07.933	22.077	25.305	20.551	83.989	83.989
2	10:44:59.990	1:05.349	20.966	24.241	20.142	95.459	83.885
3	10:46:04.859	1:04.869	21.032	24.154	19.683	96.005	83.467
4	10:47:27.940	1:23.081	24.878	32.930	25.273	62.717	62.953
5	10:48:43.472	1:15.532	25.419	29.143	20.970	81.938	84.518
6	10:49:48.337	1:04.865	20.931	24.203	19.731	95.323	80.561
7	10:50:53.584	1:05.247	21.171	24.224	19.852	95.459	82.951
8	10:52:22.822	1:29.238	26.700	30.803	31.735	58.763	23.730
9	10:56:11.578	3:48.756	2:53.470	32.599	22.687	56.775	80.755

(132) Suzanne BUIST							
1	10:44:09.262	1:15.783	25.356	28.291	22.136	82.747	72.549
2	10:45:28.300	1:19.038	24.508	30.786	23.744	71.239	73.907
3	10:46:39.658	1:11.358	23.929	26.491	20.938	90.320	79.890
4	10:47:47.951	1:08.293	22.893	25.289	20.111	94.518	82.849
5	10:49:06.567	1:18.616	23.433	31.196	23.987	62.194	65.727
6	10:50:30.279	1:23.712	27.553	29.953	26.206	77.047	31.699

Clerk of the Course.

Orbits

Sig : Time :
Chief Timekeeper : Ian Sharp (SMART Timing)

Results available at speedhive.com and www.smart-timing.co.uk





Super Lap Scotland - Round 6

Sorted on best lap time

Super Lap Scotland

Knockhill 1.267 miles

Practice - Group 2

27/08/2017 11:20

Practice (15:00 Time) started at 10:59:13

Pos	No.	Name	Make/Model	Class Code	Laps	Best Tm	Diff	Best Speed	2nd Best
1	34	Blair McCONACHIE	Caterham Superlight R	SLS-C	13	55.731		81.837	55.862
2	76	Robbie WYPER	Mitsubishi Evo 8 MR	SLS-C	12	56.863	1.132	80.208	57.396
3	77	Ian BONTHRONE	BMW E46 M3	SLS-D	12	57.490	1.759	79.333	57.655
4	100	Paul TOUGH	BMW M3	SLS-D	13	57.586	1.855	79.201	57.822
5	28	Craig MENZIES	Lotus Exige	SLS-C	13	58.869	3.138	77.474	59.089
6	45	Euan BEGBIE	Volkswagen Golf	SLS-D	9	59.393	3.662	76.791	59.863
7	78	David RYBOWSKI	Subaru Impreza WRX	SLS-D	11	59.629	3.898	76.487	59.924
8	9	Steven ARKLEY	Westfield Megabusa	SLS-C	10	1:00.061	4.330	75.937	1:00.481
9	21	Marc IRVINE	Ford Focus ST	SLS-D	10	1:01.960	6.229	73.609	1:02.071
10	73	Robert DAVEY	Lotus Elise S220 Cup	SLS-D	13	1:03.322	7.591	72.026	1:03.424
11	3	Jean-Luc CARTWRIGHT	Lexus IS-F	SLS-D	12	1:04.590	8.859	70.612	1:04.739
12	42	Alex MILNE	Audi TTRS Plus	SLS-D	6	1:05.769	10.038	69.346	1:06.703
13	11	Christopher CHERRY	Mitsubishi Evo	SLS-D	1	1:34.779	39.048	48.121	

Clerk of the Course.

Sig : Time :
 Chief Timekeeper : Ian Sharp (SMART Timing)

Results available at speedhive.com and www.smart-timing.co.uk

Printed: 28/08/2017 17:45:14

Orbits





Super Lap Scotland - Round 6

Super Lap Scotland Knockhill 1.267 miles
 Practice - Group 2 27/08/2017 11:20
 Practice (15:00 Time) started at 10:59:13

Lap	Time of Day	Lap Tm	S1	S2	S3	S3Spd	SFSpd	Lap	Time of Day	Lap Tm	S1	S2	S3	S3Spd	SFSpd
-----	-------------	--------	----	----	----	-------	-------	-----	-------------	--------	----	----	----	-------	-------

(42) Alex MILNE

1	11:02:25.767	1:11.231	23.527	27.076	20.628	90.686	84.306
2	11:03:36.238	1:10.471	22.708	27.785	19.978	91.427	87.494
3	11:04:42.941	1:06.703	22.278	25.197	19.228	98.111	89.239
4	11:05:48.710	1:05.769	21.476	25.570	18.723	90.077	96.697
5	11:06:55.457	1:06.747	20.837	25.171	20.739	99.863	70.714
6	11:08:16.140	1:20.683	23.967	29.045	27.671	78.123	40.597

(11) Christopher CHERRY

1	11:02:10.500	1:34.779	22.977	38.566	33.236	42.963	33.222
---	--------------	----------	--------	--------	--------	--------	--------

Clerk of the Course. Orbits

Sig : Time :
 Chief Timekeeper : Ian Sharp (SMART Timing)
 Results available at speedhive.com and www.smart-timing.co.uk





Bulletin No. _____

Super Lap Scotland - Round 6

Sorted on best lap time

Super Lap Scotland

Knockhill 1.267 miles

Practice - Group 3

27/08/2017 11:40

Practice (15:00 Time) started at 11:18:02

Pos	No.	Name	Make/Model	Class Code	Laps	Best Tm	Diff	Best Speed	2nd Best
1	7	David LONG	Caterham R400	SLS-P	13	53.812		84.755	53.831
2	32	John STEVENSON	Subaru Impreza	SLS-A	5	54.306	0.494	83.984	59.641
3	51	Colin DORWARD	Mitsubishi Evo 5	SLS-P	5	55.072	1.260	82.816	1:10.863
4	46	George RIGBY	Subaru Impreza Spec-C	SLS-B	9	55.332	1.520	82.427	55.627
5	25	Alastair MOWAT	VW Golf	SLS-A	11	55.643	1.831	81.966	55.754
6	60	Andy CLOTWORTHY	Subaru Impreza	SLS-B	6	58.389	4.577	78.111	59.302
7	52	Keith BOYD	Honda Civic	SLS-B	9	59.774	5.962	76.301	59.879

Clerk of the Course.

Sig : Time :
Chief Timekeeper : Ian Sharp (SMART Timing)

Results available at speedhive.com and www.smart-timing.co.uk

Printed: 28/08/2017 17:45:43

Orbits





Super Lap Scotland - Round 6

Super Lap Scotland

Knockhill 1.267 miles

Practice - Group 3

27/08/2017 11:40

Practice (15:00 Time) started at 11:18:02

Lap	Time of Day	Lap Tm	S1	S2	S3	S3Spd	SFSpd	Lap	Time of Day	Lap Tm	S1	S2	S3	S3Spd	SFSpd
(7) David LONG															
1	11:20:11.628	59.262	19.892	22.776	16.594	109.296	110.556								
2	11:21:06.648	55.020	18.218	20.998	15.804	120.697	112.976								
3	11:22:00.479	53.831	17.807	20.607	15.417	120.915	112.597								
4	11:23:02.305	1:01.826	17.764	20.961	23.101	109.653	78.032								
5	11:24:12.520	1:10.215	22.842	27.494	19.879	71.013	114.129								
6	11:25:07.291	54.771	17.943	20.770	16.058	117.321	113.935								
7	11:26:21.243	1:13.952	20.534	30.067	23.351	64.713	59.493								
8	11:27:38.499	1:17.256	26.019	29.216	22.021	77.581	67.377								
9	11:28:51.623	1:13.124	23.464	28.410	21.250	76.958	114.910								
10	11:29:46.747	55.124	18.324	21.039	15.761	119.196	112.976								
11	11:30:46.689	59.942	18.607	23.625	17.710	101.678	114.910								
12	11:31:40.501	53.812	17.432	20.724	15.656	119.835	112.786								
13	11:33:08.476	1:27.975	21.581	33.376	33.018	54.603	24.781								

(32) John STEVENSON															
1	11:20:48.292	1:07.057	24.486	26.796	15.775	126.857	122.236								
2	11:21:47.933	59.641	19.250	23.804	16.587	102.454	122.236								
3	11:22:42.239	54.306		17.952	20.759	15.595	130.306								
4	11:23:50.895	1:08.656	21.560	25.984	21.112	58.102	113.742								
5	11:25:02.323	1:11.428	23.953	25.599	21.876	74.152	35.394								

(51) Colin DORWARD															
1	11:20:59.387	1:10.863	23.033	27.921	19.909	74.981	115.305								
2	11:21:54.459	55.072	18.271	20.876	15.925	128.559	118.147								
3	11:23:42.484	1:48.025	17.440	20.307	1:10.278	128.313	68.060								
4	11:25:13.946	1:31.462	25.207	36.712	29.543	49.344	96.836								
5	11:26:29.688	1:15.742	21.169	28.396	26.177	73.907	33.189								

(46) George RIGBY															
1	11:20:21.662	55.831	18.223	21.188	16.420	115.305	105.515								
2	11:21:18.088	56.426	18.322	21.502	16.602	110.012	106.015								
3	11:22:30.198	1:12.110	21.185	27.413	23.512	88.299	30.256								
4	11:25:43.322	3:13.124	2:25.468	28.011	19.645	79.136	106.689								
5	11:26:38.949	55.627	17.856	21.322	16.449	113.166	105.848								
6	11:27:38.702	59.753	18.262	21.405	20.086	112.408	90.320								
7	11:28:46.283	1:07.581	21.886	26.421	19.274	82.039	106.859								
8	11:29:41.615	55.332	17.901	21.362	16.069	115.703	106.520								
9	11:31:01.215	1:19.600	22.762	30.029	26.809	72.081	29.215								

(25) Alastair MOWAT															
1	11:20:45.133	1:09.594	23.727	26.936	18.931	87.040	104.692								
2	11:21:40.776	55.643	18.030	20.892	16.721	114.714	107.372								
3	11:22:36.671	55.895	18.157	20.918	16.820	112.408	105.515								
4	11:23:37.605	1:00.934	18.111	21.287	21.536	110.922	60.676								
5	11:24:57.315	1:19.710	27.454	32.514	19.742	76.432	102.926								
6	11:25:58.439	1:01.124	18.162	22.848	20.114	78.305	105.349								
7	11:26:54.228	55.789	17.979	20.925	16.885	112.220	105.681								
8	11:28:09.503	1:15.275	19.878	30.514	24.883	67.923	103.402								
9	11:29:05.257	55.754	18.220	20.912	16.622	111.290	106.183								
10	11:30:17.155	1:11.898	19.194	28.392	24.312	66.774	61.737								
11	11:31:35.195	1:18.040	24.305	27.831	25.904	68.338	33.091								

(60) Andy CLOTWORTHY															
1	11:20:38.124	1:02.132	20.139	24.639	17.354	113.166	105.848								
2	11:21:36.513	58.389			16.843	115.703	104.204								
3	11:22:35.815	59.302		22.813	17.182	113.357	103.882								
4	11:23:48.839	1:13.024	22.561	25.940	24.523	76.000	35.944								
5	11:26:51.736	3:02.897			17.389	112.597	94.651								
6	11:27:54.842	1:03.106		22.653	21.027	111.846	35.190								

(52) Keith BOYD															
1	11:20:30.623	1:00.571			17.669	109.832	102.454								
2	11:21:46.754	1:16.131			30.491	60.951	30.826								
3	11:25:00.548	3:13.794			22.251	69.614	76.086								
4	11:26:05.296	1:04.748			18.882	98.979	101.987								
5	11:27:05.070	59.774			17.698	108.238	101.678								
6	11:28:05.106	1:00.036			17.842	109.118	101.678								
7	11:29:04.985	59.879			17.823	110.193	101.066								
8	11:30:21.954	1:16.969			23.588	72.864	68.060								
9	11:31:47.098	1:25.144			29.665	65.216	30.713								

Clerk of the Course.

Sig : Time :

Chief Timekeeper : Ian Sharp (SMART Timing)

Results available at speedhive.com and www.smart-timing.co.uk

Printed: 28/08/2017 17:45:55

Orbits





Super Lap Scotland - Round 6

Sorted on best lap time

Super Lap Scotland

Knockhill 1.267 miles

Practice - Overall

27/08/2017 11:00

Practice started at 10:41:24

Pos	No.	Name	Make/Model	Class Code	Laps	Best Tm	Diff	Best Speed	2nd Best
1	7	David LONG	Caterham R400	SLS-P	13	53.812		84.755	53.831
2	32	John STEVENSON	Subaru Impreza	SLS-A	5	54.306	0.494	83.984	59.641
3	51	Colin DORWARD	Mitsubishi Evo 5	SLS-P	5	55.072	1.260	82.816	1:10.863
4	46	George RIGBY	Subaru Impreza Spec-C	SLS-B	9	55.332	1.520	82.427	55.627
5	25	Alastair MOWAT	VW Golf	SLS-A	11	55.643	1.831	81.966	55.754
6	34	Blair McCONACHIE	Caterham Superlight R	SLS-C	14	55.731	1.919	81.837	55.862
7	76	Robbie WYPER	Mitsubishi Evo 8 MR	SLS-C	13	56.863	3.051	80.208	57.396
8	77	Ian BONTHRONE	BMW E46 M3	SLS-D	13	57.490	3.678	79.333	57.655
9	100	Paul TOUGH	BMW M3	SLS-D	14	57.586	3.774	79.201	57.822
10	60	Andy CLOTWORTHY	Subaru Impreza	SLS-B	6	58.389	4.577	78.111	59.302
11	28	Craig MENZIES	Lotus Exige	SLS-C	14	58.869	5.057	77.474	59.089
12	45	Euan BEGBIE	Volkswagen Golf	SLS-D	9	59.393	5.581	76.791	59.863
13	78	David RYBOWSKI	Subaru Impreza WRX	SLS-D	11	59.629	5.817	76.487	59.924
14	52	Keith BOYD	Honda Civic	SLS-B	9	59.774	5.962	76.301	59.879
15	9	Steven ARKLEY	Westfield Megabusa	SLS-C	10	1:00.061	6.249	75.937	1:00.481
16	83	Fraser JAMIESON	Renault Clio 172 Ph1	SLS-E	12	1:00.108	6.296	75.877	1:00.294
17	6	Michael FOSTER	Renault Clio 172	SLS-E	11	1:00.439	6.627	75.462	1:00.772
18	54	Steven McNAB	Renault Clio	SLS-E	12	1:00.815	7.003	74.995	1:00.852
19	67	Marshall WISHART	Mazda RX8	SLS-F	14	1:00.847	7.035	74.956	1:00.887
20	13	Lewis SKENE	Renault Megane RS	SLS-E	14	1:01.281	7.469	74.425	1:01.381
21	103	Stuart ROBERTSON	Renault Clio	SLS-E	10	1:01.306	7.494	74.395	1:01.946
22	43	Stuart BUCHAN	Renault Clio 172 Cup	SLS-E	11	1:01.483	7.671	74.181	1:02.021
23	15	Craig WALLACE	Renault Sport Megane	SLS-E	14	1:01.784	7.972	73.819	1:02.207
24	21	Marc IRVINE	Ford Focus ST	SLS-D	11	1:01.960	8.148	73.609	1:02.071
25	12	James McELENY	Subaru Impreza	SLS-E	9	1:02.174	8.362	73.356	1:02.511
26	38	Chris HISLOP	Renault Clio 197	SLS-F	12	1:02.554	8.742	72.910	1:02.687
27	94	Jonathan SCRIMGEOUR	Vauxhall Astra VXR	SLS-E	12	1:02.560	8.748	72.903	1:02.627
28	41	Neil METHVEN	Renault Clio 182	SLS-F	12	1:03.119	9.307	72.258	1:03.535
29	73	Robert DAVEY	Lotus Elise S220 Cup	SLS-D	14	1:03.322	9.510	72.026	1:03.424
30	48	Colin DUTHIE	Audi A3 3.2	SLS-F	13	1:03.375	9.563	71.966	1:03.564
31	88	Martin BROWN	Subaru Impreza WRX	SLS-F	12	1:03.623	9.811	71.685	1:03.727
32	81	Ian PITMAN	Mini Cooper S JCW	SLS-E	8	1:03.730	9.918	71.565	1:04.104
33	3	Jean-Luc CARTWRIGHT	Lexus IS-F	SLS-D	13	1:04.590	10.778	70.612	1:04.739
34	68	Jason OGG	Honda Civic Type R	SLS-E	10	1:04.865	11.053	70.313	1:04.869
35	42	Alex MILNE	Audi TTRS Plus	SLS-D	6	1:05.769	11.957	69.346	1:06.703
36	132	Suzanne BUIST	Mini Cooper S	SLS-F	6	1:08.293	14.481	66.783	1:11.358
37	11	Christopher CHERRY	Mitsubishi Evo	SLS-D	1	1:34.779	40.967	48.121	

Clerk of the Course.

Sig : Time :
Chief Timekeeper : Ian Sharp (SMART Timing)

Results available at speedhive.com and www.smart-timing.co.uk

Printed: 28/08/2017 17:37:24





Super Lap Scotland - Round 6

Sorted on best lap time

Super Lap Scotland Knockhill 1.267 miles
 Practice - Overall 27/08/2017 11:00
 Practice started at 10:41:24

Pos	No.	Name	Make/Model	Class Code	Laps	Best Tm	Diff	Best Speed	2nd Best
-----	-----	------	------------	------------	------	---------	------	------------	----------

Super Lap Scotland (A)

1	32	John STEVENSON	Subaru Impreza	SLS-A	5	54.306		83.984	59.641
2	25	Alastair MOWAT	VW Golf	SLS-A	11	55.643	1.337	81.966	55.754

Super Lap Scotland (B)

1	46	George RIGBY	Subaru Impreza Spec-C	SLS-B	9	55.332		82.427	55.627
2	60	Andy CLOTWORTHY	Subaru Impreza	SLS-B	6	58.389	3.057	78.111	59.302
3	52	Keith BOYD	Honda Civic	SLS-B	9	59.774	4.442	76.301	59.879

Super Lap Scotland (C)

1	34	Blair McCONACHIE	Caterham Superlight R	SLS-C	14	55.731		81.837	55.862
2	76	Robbie WYPER	Mitsubishi Evo 8 MR	SLS-C	13	56.863	1.132	80.208	57.396
3	28	Craig MENZIES	Lotus Exige	SLS-C	14	58.869	3.138	77.474	59.089
4	9	Steven ARKLEY	Westfield Megabus	SLS-C	10	1:00.061	4.330	75.937	1:00.481

Super Lap Scotland (D)

1	77	Ian BONTHRONE	BMW E46 M3	SLS-D	13	57.490		79.333	57.655
2	100	Paul TOUGH	BMW M3	SLS-D	14	57.586	0.096	79.201	57.822
3	45	Euan BEGBIE	Volkswagen Golf	SLS-D	9	59.393	1.903	76.791	59.863
4	78	David RYBOWSKI	Subaru Impreza WRX	SLS-D	11	59.629	2.139	76.487	59.924
5	21	Marc IRVINE	Ford Focus ST	SLS-D	11	1:01.960	4.470	73.609	1:02.071
6	73	Robert DAVEY	Lotus Elise S220 Cup	SLS-D	14	1:03.322	5.832	72.026	1:03.424
7	3	Jean-Luc CARTWRIGHT	Lexus IS-F	SLS-D	13	1:04.590	7.100	70.612	1:04.739
8	42	Alex MILNE	Audi TTRS Plus	SLS-D	6	1:05.769	8.279	69.346	1:06.703
9	11	Christopher CHERRY	Mitsubishi Evo	SLS-D	1	1:34.779	37.289	48.121	

Super Lap Scotland (E)

1	83	Fraser JAMIESON	Renault Clio 172 Ph1	SLS-E	12	1:00.108		75.877	1:00.294
2	6	Michael FOSTER	Renault Clio 172	SLS-E	11	1:00.439	0.331	75.462	1:00.772
3	54	Steven McNAB	Renault Clio	SLS-E	12	1:00.815	0.707	74.995	1:00.852
4	13	Lewis SKENE	Renault Megane RS	SLS-E	14	1:01.281	1.173	74.425	1:01.381
5	103	Stuart ROBERTSON	Renault Clio	SLS-E	10	1:01.306	1.198	74.395	1:01.946
6	43	Stuart BUCHAN	Renault Clio 172 Cup	SLS-E	11	1:01.483	1.375	74.181	1:02.021
7	15	Craig WALLACE	Renault Sport Megane	SLS-E	14	1:01.784	1.676	73.819	1:02.207
8	12	James McELENY	Subaru Impreza	SLS-E	9	1:02.174	2.066	73.356	1:02.511
9	94	Jonathan SCRIMGEOUR	Vauxhall Astra VXR	SLS-E	12	1:02.560	2.452	72.903	1:02.627
10	81	Ian PITMAN	Mini Cooper S JCW	SLS-E	8	1:03.730	3.622	71.565	1:04.104
11	68	Jason OGG	Honda Civic Type R	SLS-E	10	1:04.865	4.757	70.313	1:04.869

Super Lap Scotland (F)

1	67	Marshall WISHART	Mazda RX8	SLS-F	14	1:00.847		74.956	1:00.887
2	38	Chris HISLOP	Renault Clio 197	SLS-F	12	1:02.554	1.707	72.910	1:02.687

Clerk of the Course.

Sig : Time :
 Chief Timekeeper : Ian Sharp (SMART Timing)
 Results available at speedhive.com and www.smart-timing.co.uk





Bulletin No. _____

Super Lap Scotland - Round 6

Sorted on best lap time

Super Lap Scotland

Knockhill 1.267 miles

Practice - Overall

27/08/2017 11:00

Practice started at 10:41:24

Pos	No.	Name	Make/Model	Class Code	Laps	Best Tm	Diff	Best Speed	2nd Best
3	41	Neil METHVEN	Renault Clio 182	SLS-F	12	1:03.119	2.272	72.258	1:03.535
4	48	Colin DUTHIE	Audi A3 3.2	SLS-F	13	1:03.375	2.528	71.966	1:03.564
5	88	Martin BROWN	Subaru Impreza WRX	SLS-F	12	1:03.623	2.776	71.685	1:03.727
6	132	Suzanne BUIST	Mini Cooper S	SLS-F	6	1:08.293	7.446	66.783	1:11.358

Super Lap Scotland (Pro)

1	7	David LONG	Caterham R400	SLS-P	13	53.812		84.755	53.831
2	51	Colin DORWARD	Mitsubishi Evo 5	SLS-P	5	55.072	1.260	82.816	1:10.863

Clerk of the Course.

Sig : Time :

Chief Timekeeper : Ian Sharp (SMART Timing)

Results available at speedhive.com and www.smart-timing.co.uk

Printed: 28/08/2017 17:37:37

Orbits





ORGANISERS OF THE



Round 12 - Knockhill - Clockwise

Sprint

No.	Name	Make	Timed 1			Timed 2			Best
			Intermediate	Flying Lap	Finish	Intermediate	Flying Lap	Finish	
3	Heather CALDER	Gould GR55	42.80	44.23	87.03	41.24	43.80	85.04	85.04
1	Colin CALDER	Gould GR55	42.61	44.85	87.46	41.84	45.01	86.85	86.85
2	John GRAHAM	Gould GR55B	44.10	46.69	90.79	44.05	46.96	91.01	90.79
4	Terry HOLMES	Lola Tegra/Judd	45.99	48.12	94.11	45.45	48.27	93.72	93.72
5	Steve MILES	Van Dieman RF96	46.23	50.03	96.26	45.41	48.98	94.39	94.39
8	Nicholas ALGAR	DJ Firehawk	46.54	49.88	96.42	46.05	50.82	96.87	96.42
15	Simon BAINBRIDGE	SBR Chrono V8	47.90	51.07	98.97	47.01	49.68	96.69	96.69
10	Graham PORRETT	Lola Tegra T90	48.13	50.94	99.07	47.15	49.81	96.96	96.96
17	Graham BLACKWELL	Mygale EcoBoost	49.96	53.16	103.12	50.03	51.82	101.85	101.85
12	Grahame HARDEN	Jedi MK6	52.76	57.83	110.59		0.00		110.59
14	Stewart ROBB	Pilbeam MP88	DNS				0.00		0.00



Scottish Motorsports Automatic Race Timing





Super Lap Scotland - Round 6

Sorted on best lap time

Super Lap Scotland

Knockhill 1.267 miles

Qualifying - Group 1

27/08/2017 13:45


Practice (15:00 Time) started at 13:12:03

Pos	No.	Name	Make/Model	Class Code	Laps	Best Tm	Diff	Best Speed	2nd Best
1	83	Fraser JAMIESON	Renault Clio 172 Ph1	SLS-E	10	1:00.396		75.516	1:00.431
2	13	Lewis SKENE	Renault Megane RS	SLS-E	11	1:00.427	0.031	75.477	1:01.034
3	6	Michael FOSTER	Renault Clio 172	SLS-E	9	1:00.793	0.397	75.022	1:00.806
4	67	Marshall WISHART	Mazda RX8	SLS-F	10	1:01.058	0.662	74.697	1:01.068
5	103	Stuart ROBERTSON	Renault Clio	SLS-E	9	1:01.158	0.762	74.575	1:01.591
6	43	Stuart BUCHAN	Renault Clio 172 Cup	SLS-E	10	1:01.427	1.031	74.248	1:01.448
7	15	Craig WALLACE	Renault Sport Megane	SLS-E	9	1:02.080	1.684	73.467	1:02.103
8	94	Jonathan SCRIMGEOUR	Vauxhall Astra VXR	SLS-E	9	1:02.142	1.746	73.394	1:02.159
9	12	James McELENY	Subaru Impreza	SLS-E	9	1:02.349	1.953	73.150	1:02.972
10	88	Martin BROWN	Subaru Impreza WRX	SLS-F	10	1:02.456	2.060	73.025	1:02.865
11	41	Neil METHVEN	Renault Clio 182	SLS-F	10	1:02.733	2.337	72.702	1:03.008
12	38	Chris HISLOP	Renault Clio 197	SLS-F	10	1:02.830	2.434	72.590	1:02.903
13	81	Ian PITMAN	Mini Cooper S JCW	SLS-E	8	1:03.515	3.119	71.807	1:03.701
14	48	Colin DUTHIE	Audi A3 3.2	SLS-F	8	1:04.256	3.860	70.979	1:04.390
15	68	Jason OGG	Honda Civic Type R	SLS-E	9	1:05.724	5.328	69.394	1:06.579
16	132	Suzanne BUIST	Mini Cooper S	SLS-F	6	1:12.545	12.149	62.869	1:13.345
17	54	Steven McNAB	Renault Clio	SLS-E	2	4:28.310	3:27.914	16.998	9:45.038
18	31	Stephen MacFARLANE	Subaru Impreza	SLS-E				-	

Clerk of the Course.

Orbits

Sig : Time :
 Chief Timekeeper : Ian Sharp (SMART Timing)
 Results available at speedhive.com and www.smart-timing.co.uk





Super Lap Scotland - Round 6

Super Lap Scotland

Knockhill 1.267 miles

Qualifying - Group 1

27/08/2017 13:45

Practice (15:00 Time) started at 13:12:03

Table with 7 columns: Lap, Time of Day, Lap Tm, S1, S2, S3, S3Spd, SFSpd. Driver: (83) Fraser JAMIESON.

Table with 7 columns: Lap, Time of Day, Lap Tm, S1, S2, S3, S3Spd, SFSpd. Driver: (13) Lewis SKENE.

Table with 7 columns: Lap, Time of Day, Lap Tm, S1, S2, S3, S3Spd, SFSpd. Driver: (6) Michael FOSTER.

Table with 7 columns: Lap, Time of Day, Lap Tm, S1, S2, S3, S3Spd, SFSpd. Driver: (67) Marshall WISHART.

Table with 7 columns: Lap, Time of Day, Lap Tm, S1, S2, S3, S3Spd, SFSpd. Driver: (103) Stuart ROBERTSON.

Table with 7 columns: Lap, Time of Day, Lap Tm, S1, S2, S3, S3Spd, SFSpd. Driver: (43) Stuart BUCHAN.

Table with 7 columns: Lap, Time of Day, Lap Tm, S1, S2, S3, S3Spd, SFSpd. Driver: (15) Craig WALLACE.

Table with 7 columns: Lap, Time of Day, Lap Tm, S1, S2, S3, S3Spd, SFSpd. Driver: (94) Jonathan SCRIMGEOUR.

Table with 7 columns: Lap, Time of Day, Lap Tm, S1, S2, S3, S3Spd, SFSpd. Driver: (12) James McELENY.

Table with 7 columns: Lap, Time of Day, Lap Tm, S1, S2, S3, S3Spd, SFSpd. Driver: (88) Martin BROWN.

Table with 7 columns: Lap, Time of Day, Lap Tm, S1, S2, S3, S3Spd, SFSpd. Driver: (41) Neil METHVEN.

Table with 7 columns: Lap, Time of Day, Lap Tm, S1, S2, S3, S3Spd, SFSpd. Driver: (38) Chris HISLOP.

Table with 7 columns: Lap, Time of Day, Lap Tm, S1, S2, S3, S3Spd, SFSpd. Driver: (81) Ian PITMAN.

Clerk of the Course.

Sig : Time :

Chief Timekeeper : Ian Sharp (SMART Timing)

Results available at speedhive.com and www.smart-timing.co.uk





Super Lap Scotland - Round 6

Super Lap Scotland

Knockhill 1.267 miles

Qualifying - Group 1

27/08/2017 13:45

Practice (15:00 Time) started at 13:12:03

Lap	Time of Day	Lap Tm	S1	S2	S3	S3Spd	SFSpd	Lap	Time of Day	Lap Tm	S1	S2	S3	S3Spd	SFSpd
7	13:47:41.867	1:23.123	29.743	31.457	21.923	71.620	78.214								
8	13:48:45.568	1:03.701	20.201	24.081	19.419	88.068	78.032								
(48) Colin DUTHIE															
1	13:39:58.738	4:04.312		33.090	24.686	44.590	73.182								
2	13:41:11.114	1:12.376		27.952	20.955	74.897	82.645								
3	13:42:16.417	1:05.303	21.314	24.635	19.354	93.076	83.571								
4	13:43:21.079	1:04.662	20.995	24.589	19.078	92.947	83.675								
5	13:44:25.469	1:04.390	20.864	24.588	18.938	92.562	84.306								
6	13:45:30.232	1:04.763	21.196	24.677	18.890	92.562	84.306								
7	13:46:34.488	1:04.256	21.083	24.421	18.752	93.857	83.780								
8	13:47:54.355	1:19.867	24.461	31.893	23.513	63.190	58.354								
(68) Jason OGG															
1	13:33:31.784	17:37.811	18:34.99	34.077	24.977	65.343	71.391								
2	13:34:48.911	1:17.127	26.644	29.724	20.759	90.809	83.054								
3	13:40:25.761	3:36.412	33.069	28.733	59.335	57.702									
4	13:41:50.605	1:24.844	27.282	36.219	21.343	70.050	83.780								
5	13:42:58.046	1:07.441	21.364	25.899	20.178	93.988	83.260								
6	13:44:18.474	1:20.428	22.547	30.169	27.712	65.921	64.901								
7	13:45:33.976	1:15.502	24.268	29.267	21.967	71.850	83.571								
8	13:46:39.700	1:05.724	21.230	24.370	20.124	95.053	82.240								
9	13:47:46.279	1:06.579	21.588	24.980	20.011	94.385	84.518								
(132) Suzanne BUIST															
1	13:34:46.473	1:18.415	25.705	29.042	23.668	74.234	72.864								
2	13:40:22.731	3:53.766	32.953	27.194	59.282	76.086									
3	13:41:36.076	1:13.345	24.532	27.728	21.085	89.002	71.927								
4	13:42:55.556	1:19.480	27.121	30.453	21.906	79.136	79.511								
5	13:44:08.101	1:12.545	24.325	27.222	20.998	89.836	73.745								
6	13:45:32.286	1:24.185	26.185	30.456	27.544	76.086	31.315								
(54) Steven McNAB															
1	13:33:53.391	9:45.038			20.948	61.737	86.590								
2	13:38:21.701	4:28.310					15.259								

Clerk of the Course.

Sig : Time :
 Chief Timekeeper : Ian Sharp (SMART Timing)
 Results available at speedhive.com and www.smart-timing.co.uk

Orbits





Bulletin No. _____

Super Lap Scotland - Round 6

Sorted on best lap time

Super Lap Scotland

Knockhill 1.267 miles

Qualifying - Group 2

27/08/2017 14:05


Practice (15:00 Time) started at 13:51:28

Pos	No.	Name	Make/Model	Class Code	Laps	Best Tm	Diff	Best Speed	2nd Best
1	34	Blair McCONACHIE	Caterham Superlight R	SLS-C	12	56.186		81.174	56.262
2	76	Robbie WYPER	Mitsubishi Evo 8 MR	SLS-C	10	57.509	1.323	79.307	57.626
3	77	Ian BONTHRONE	BMW E46 M3	SLS-D	10	58.077	1.891	78.531	58.102
4	100	Paul TOUGH	BMW M3	SLS-D	8	58.095	1.909	78.507	58.165
5	28	Craig MENZIES	Lotus Exige	SLS-C	13	58.988	2.802	77.318	58.991
6	45	Euan BEGBIE	Volkswagen Golf	SLS-D	5	59.273	3.087	76.946	59.521
7	78	David RYBOWSKI	Subaru Impreza WRX	SLS-D	9	59.786	3.600	76.286	1:00.091
8	9	Steven ARKLEY	Westfield Megabusa	SLS-C	11	59.968	3.782	76.055	1:00.596
9	42	Alex MILNE	Audi TTRS Plus	SLS-D	10	1:01.746	5.560	73.865	1:01.913
10	21	Marc IRVINE	Ford Focus ST	SLS-D	12	1:01.749	5.563	73.861	1:01.948
11	73	Robert DAVEY	Lotus Elise S220 Cup	SLS-D	13	1:03.881	7.695	71.396	1:03.955
12	3	Jean-Luc CARTWRIGHT	Lexus IS-F	SLS-D	12	1:04.229	8.043	71.009	1:04.330
13	131	Keith COWIE	Seat Leon Supercopa	SLS-C	2	1:28.496	32.310	51.537	1:32.170

Clerk of the Course.

Orbits

Sig : Time :
 Chief Timekeeper : Ian Sharp (SMART Timing)
 Results available at speedhive.com and www.smart-timing.co.uk





Super Lap Scotland - Round 6

Super Lap Scotland Knockhill 1.267 miles
 Qualifying - Group 2 27/08/2017 14:05
 Practice (15:00 Time) started at 13:51:28

Lap	Time of Day	Lap Tm	S1	S2	S3	S3Spd	SFSpd	Lap	Time of Day	Lap Tm	S1	S2	S3	S3Spd	SFSpd
12	14:06:40.374	1:04.229	20.895	24.724	18.610	104.692	94.252								
(131) Keith COWIE															
1	13:54:53.870	1:32.170	28.038	35.388	28.744	40.573	61.062								
2	13:56:22.366	1:28.496	27.126	33.791	27.579	57.504	29.241								

Clerk of the Course. Orbits

Sig : Time :
 Chief Timekeeper : Ian Sharp (SMART Timing)
 Results available at speedhive.com and www.smart-timing.co.uk





Bulletin No. _____

Super Lap Scotland - Round 6

Sorted on best lap time

Super Lap Scotland

Knockhill 1.267 miles

Qualifying - Group 3

27/08/2017 14:25

Practice (15:00 Time) started at 14:10:00

Pos	No.	Name	Make/Model	Class Code	Laps	Best Tm	Diff	Best Speed	2nd Best
1	51	Colin DORWARD	Mitsubishi Evo 5	SLS-P	12	53.504		85.243	53.523
2	7	David LONG	Caterham R400	SLS-P	14	54.113	0.609	84.284	54.483
3	32	John STEVENSON	Subaru Impreza	SLS-A	8	54.544	1.040	83.618	54.729
4	46	George RIGBY	Subaru Impreza Spec-C	SLS-B	12	55.190	1.686	82.639	55.377
5	25	Alastair MOWAT	VW Golf	SLS-A	12	55.806	2.302	81.727	55.834
6	60	Andy CLOTWORTHY	Subaru Impreza	SLS-B	9	59.196	5.692	77.046	59.291
7	52	Keith BOYD	Honda Civic	SLS-B	5	1:01.141	7.637	74.595	1:01.487

Clerk of the Course.

Sig : Time :
 Chief Timekeeper : Ian Sharp (SMART Timing)

Results available at speedhive.com and www.smart-timing.co.uk

Printed: 28/08/2017 17:47:12

Orbits





Super Lap Scotland - Round 6

Super Lap Scotland

Knockhill 1.267 miles

Qualifying - Group 3

27/08/2017 14:25

Practice (15:00 Time) started at 14:10:00

Lap	Time of Day	Lap Tm	S1	S2	S3	S3Spd	SFSpd
(51) Colin DORWARD							
1	14:13:06.134	1:12.938	23.832	28.562	20.544	73.664	115.903
2	14:14:12.344	1:06.210	22.067	26.549	17.594	98.688	122.014
3	14:15:06.156	53.812	17.703	20.528	15.581	131.070	120.697
4	14:15:59.660	53.504	17.606	20.388	15.510	130.814	120.265
5	14:17:13.288	1:13.628	19.282	29.561	24.785	60.132	62.600
6	14:18:26.741	1:13.453	26.433	27.870	19.150	84.200	121.133
7	14:19:20.408	53.667	17.830	20.263	15.574	131.326	119.196
8	14:20:44.236	1:23.828	22.090	33.760	27.978	49.416	32.977
9	14:22:44.024	1:59.788	1:15.606	27.628	16.554	104.204	122.014
10	14:23:37.547	53.523	17.367	20.479	15.677	126.142	120.697
11	14:24:48.580	1:11.033	20.869	30.020	20.144	71.773	116.304
12	14:25:42.341	53.761	17.652	20.462	15.647	127.581	117.116

Lap	Time of Day	Lap Tm	S1	S2	S3	S3Spd	SFSpd
5	14:19:34.551	59.196	19.176	22.572	17.448	116.709	103.084
6	14:20:33.842	59.291	19.196	22.606	17.489	115.703	102.926
7	14:21:33.465	59.623	19.453	22.783	17.387	112.408	99.125
8	14:22:33.696	1:00.231	19.299	23.058	17.874	106.689	96.558
9	14:23:56.322	1:22.626	22.816	31.721	28.089	75.402	28.544
(52) Keith BOYD							
1	14:12:52.961	1:11.002			21.638	76.519	82.849
2	14:13:57.069	1:04.108			18.720	108.064	99.419
3	14:14:58.210	1:01.141			18.606	109.832	99.272
4	14:15:59.697	1:01.487			18.813	109.118	92.562
5	14:17:15.693	1:15.996			25.469	66.641	40.894

Lap	Time of Day	Lap Tm	S1	S2	S3	S3Spd	SFSpd
(7) David LONG							
1	14:12:23.783	57.588	18.900	21.903	16.785	108.764	112.597
2	14:13:18.963	55.180	18.064	21.363	15.753	119.835	113.166
3	14:14:13.458	54.495	17.703	20.995	15.797	118.565	115.305
4	14:15:18.988	1:05.530	19.252	26.038	20.240	78.672	115.903
5	14:16:13.101	54.113	17.673	20.849	15.591	120.049	113.357
6	14:17:28.930	1:15.829	20.552	31.449	23.828	66.051	63.912
7	14:18:43.113	1:14.183	27.386	27.118	19.679	67.445	113.357
8	14:19:37.848	54.735	17.742	21.088	15.905	118.147	112.786
9	14:20:44.769	1:06.921	19.543	26.736	20.642	74.316	115.107
10	14:21:50.006	1:05.237	17.971	25.449	21.817	67.785	113.935
11	14:22:45.016	55.010	18.173	20.935	15.902	119.196	115.504
12	14:24:01.014	1:15.998	21.292	31.590	23.116	59.864	114.910
13	14:24:55.497	54.483	17.871	21.030	15.582	119.621	113.742
14	14:26:18.682	1:23.185	20.631	31.803	30.751	59.598	27.268

Lap	Time of Day	Lap Tm	S1	S2	S3	S3Spd	SFSpd
(32) John STEVENSON							
1	14:12:34.894	1:03.967	20.892	27.010	16.065	105.184	122.014
2	14:13:29.438	54.544	17.859	20.894	15.791	128.313	120.915
3	14:14:24.739	55.301	18.135	21.498	15.668	126.618	121.572
4	14:15:46.613	1:21.874	24.039	32.249	25.586	63.071	35.963
5	14:18:33.892	2:47.279	1:57.686	31.437	18.156	68.970	117.733
6	14:19:41.396	1:07.504	19.354	30.493	17.657	70.050	120.049
7	14:20:36.125	54.729	18.026	21.073	15.630	126.142	121.792
8	14:21:49.759	1:13.634	22.567	28.448	22.619	67.785	36.216

Lap	Time of Day	Lap Tm	S1	S2	S3	S3Spd	SFSpd
(46) George RIGBY							
1	14:12:17.910	57.130	18.403	21.531	17.196	115.305	105.184
2	14:13:13.440	55.530	18.317	21.112	16.101	114.518	107.030
3	14:14:23.900	1:10.460	20.185	26.734	23.541	82.543	31.329
4	14:17:05.272	2:41.372	1:58.796	24.337	18.239	91.427	107.890
5	14:18:01.118	55.846	18.087	21.268	16.491	117.116	105.515
6	14:18:56.495	55.377	17.866	21.005	16.506	116.304	98.979
7	14:20:10.023	1:13.528	19.134	30.936	23.458	64.034	63.851
8	14:21:30.429	1:20.406	27.547	33.622	19.237	69.904	107.544
9	14:22:25.619	55.190			16.063	116.506	107.717
10	14:23:32.423	1:06.804		28.136	20.648	63.130	108.064
11	14:24:31.959	59.536	18.320	21.135	20.081	115.107	62.659
12	14:25:44.322	1:12.363	28.355	27.841	16.167	116.506	104.043

Lap	Time of Day	Lap Tm	S1	S2	S3	S3Spd	SFSpd
(25) Alastair MOWAT							
1	14:12:49.488	1:12.167	21.823	28.865	21.479	59.493	102.926
2	14:13:46.980	57.492	18.444	21.536	17.512	103.242	100.310
3	14:14:43.147	56.167	18.286	21.041	16.840	110.193	105.020
4	14:15:48.470	1:05.323	17.999	26.308	21.016	64.589	102.768
5	14:16:44.304	55.834	18.125	21.157	16.552	114.129	107.201
6	14:17:40.110	55.806	18.137	20.986	16.683	111.660	103.402
7	14:18:51.674	1:11.564	22.031	26.746	22.787	78.765	63.851
8	14:20:08.231	1:16.557	27.602	30.193	18.762	73.342	103.721
9	14:21:04.716	56.485	18.294	21.309	16.882	109.118	103.242
10	14:22:18.452	1:13.736	20.731	32.181	20.824	70.417	101.832
11	14:23:14.804	56.352	18.259	21.352	16.741	109.653	104.204
12	14:24:30.110	1:15.306	20.462	27.902	26.942	72.785	27.662

Lap	Time of Day	Lap Tm	S1	S2	S3	S3Spd	SFSpd
(60) Andy CLOTWORTHY							
1	14:12:42.059	1:00.157	19.713	23.263	17.181	110.739	105.184
2	14:13:59.117	1:17.058	21.869	30.727	24.462	69.977	33.205
3	14:17:34.630	3:35.513			17.641	108.764	103.882
4	14:18:35.355	1:00.725			18.203	97.682	106.015

Clerk of the Course.

Sig : Time :

Chief Timekeeper : Ian Sharp (SMART Timing)

Results available at speedhive.com and www.smart-timing.co.uk

Printed: 28/08/2017 17:47:25

Orbits





Super Lap Scotland - Round 6

Sorted on best lap time

Super Lap Scotland

Knockhill 1.267 miles

Qualifying - verall

27/08/2017 13:45

Practice (15:00 Time) started at 13:12:03

Pos	No.	Name	Make/Model	Class Code	Laps	Best Tm	Diff	Best Speed	2nd Best
1	51	Colin DORWARD	Mitsubishi Evo 5	SLS-P	13	53.504		85.243	53.523
2	7	David LONG	Caterham R400	SLS-P	14	54.113	0.609	84.284	54.483
3	32	John STEVENSON	Subaru Impreza	SLS-A	8	54.544	1.040	83.618	54.729
4	46	George RIGBY	Subaru Impreza Spec-C	SLS-B	13	55.190	1.686	82.639	55.377
5	25	Alastair MOWAT	VW Golf	SLS-A	12	55.806	2.302	81.727	55.834
6	34	Blair McCONACHIE	Caterham Superlight R	SLS-C	13	56.186	2.682	81.174	56.262
7	76	Robbie WYPER	Mitsubishi Evo 8 MR	SLS-C	11	57.509	4.005	79.307	57.626
8	77	Ian BONTHRONE	BMW E46 M3	SLS-D	10	58.077	4.573	78.531	58.102
9	100	Paul TOUGH	BMW M3	SLS-D	8	58.095	4.591	78.507	58.165
10	28	Craig MENZIES	Lotus Exige	SLS-C	13	58.988	5.484	77.318	58.991
11	60	Andy CLOTWORTHY	Subaru Impreza	SLS-B	9	59.196	5.692	77.046	59.291
12	45	Euan BEGBIE	Volkswagen Golf	SLS-D	5	59.273	5.769	76.946	59.521
13	78	David RYBOWSKI	Subaru Impreza WRX	SLS-D	9	59.786	6.282	76.286	1:00.091
14	9	Steven ARKLEY	Westfield Megabusa	SLS-C	11	59.968	6.464	76.055	1:00.596
15	83	Fraser JAMIESON	Renault Clio 172 Ph1	SLS-E	12	1:00.396	6.892	75.516	1:00.431
16	13	Lewis SKENE	Renault Megane RS	SLS-E	13	1:00.427	6.923	75.477	1:01.034
17	6	Michael FOSTER	Renault Clio 172	SLS-E	10	1:00.793	7.289	75.022	1:00.806
18	67	Marshall WISHART	Mazda RX8	SLS-F	12	1:01.058	7.554	74.697	1:01.068
19	52	Keith BOYD	Honda Civic	SLS-B	5	1:01.141	7.637	74.595	1:01.487
20	103	Stuart ROBERTSON	Renault Clio	SLS-E	11	1:01.158	7.654	74.575	1:01.591
21	43	Stuart BUCHAN	Renault Clio 172 Cup	SLS-E	11	1:01.427	7.923	74.248	1:01.448
22	42	Alex MILNE	Audi TTRS Plus	SLS-D	10	1:01.746	8.242	73.865	1:01.913
23	21	Marc IRVINE	Ford Focus ST	SLS-D	13	1:01.749	8.245	73.861	1:01.948
24	15	Craig WALLACE	Renault Sport Megane	SLS-E	10	1:02.080	8.576	73.467	1:02.103
25	94	Jonathan SCRIMGEOUR	Vauxhall Astra VXR	SLS-E	11	1:02.142	8.638	73.394	1:02.159
26	12	James McELENY	Subaru Impreza	SLS-E	10	1:02.349	8.845	73.150	1:02.972
27	88	Martin BROWN	Subaru Impreza WRX	SLS-F	12	1:02.456	8.952	73.025	1:02.865
28	41	Neil METHVEN	Renault Clio 182	SLS-F	11	1:02.733	9.229	72.702	1:03.008
29	38	Chris HISLOP	Renault Clio 197	SLS-F	12	1:02.830	9.326	72.590	1:02.903
30	81	Ian PITMAN	Mini Cooper S JCW	SLS-E	10	1:03.515	10.011	71.807	1:03.701
31	73	Robert DAVEY	Lotus Elise S220 Cup	SLS-D	14	1:03.881	10.377	71.396	1:03.955
32	3	Jean-Luc CARTWRIGHT	Lexus IS-F	SLS-D	13	1:04.229	10.725	71.009	1:04.330
33	48	Colin DUTHIE	Audi A3 3.2	SLS-F	11	1:04.256	10.752	70.979	1:04.390
34	68	Jason OGG	Honda Civic Type R	SLS-E	11	1:05.724	12.220	69.394	1:06.579
35	132	Suzanne BUIST	Mini Cooper S	SLS-F	7	1:12.545	19.041	62.869	1:13.345
36	131	Keith COWIE	Seat Leon Supercopa	SLS-C	2	1:28.496	34.992	51.537	1:32.170
37	54	Steven McNAB	Renault Clio	SLS-E	3	4:28.310	3:34.806	16.998	9:45.038
38	31	Stephen MacFARLANE	Subaru Impreza	SLS-E				-	

Clerk of the Course.

Sig : Time :
 Chief Timekeeper : Ian Sharp (SMART Timing)

Results available at speedhive.com and www.smart-timing.co.uk

Printed: 20/08/2017 17:37:52

Orbits





Super Lap Scotland - Round 6

Sorted on best lap time

Super Lap Scotland

Knockhill 1.267 miles

Qualifying - verall

27/08/2017 13:45

Practice (15:00 Time) started at 13:12:03

Pos	No.	Name	Make/Model	Class Code	Laps	Best Tm	Diff	Best Speed	2nd Best
-----	-----	------	------------	------------	------	---------	------	------------	----------

Super Lap Scotland (A)

1	32	John STEVENSON	Subaru Impreza	SLS-A	8	54.544		83.618	54.729
2	25	Alastair MOWAT	VW Golf	SLS-A	12	55.806	1.262	81.727	55.834

Super Lap Scotland (B)

1	46	George RIGBY	Subaru Impreza Spec-C	SLS-B	13	55.190		82.639	55.377
2	60	Andy CLOTWORTHY	Subaru Impreza	SLS-B	9	59.196	4.006	77.046	59.291
3	52	Keith BOYD	Honda Civic	SLS-B	5	1:01.141	5.951	74.595	1:01.487

Super Lap Scotland (C)

1	34	Blair McCONACHIE	Caterham Superlight R	SLS-C	13	56.186		81.174	56.262
2	76	Robbie WYPER	Mitsubishi Evo 8 MR	SLS-C	11	57.509	1.323	79.307	57.626
3	28	Craig MENZIES	Lotus Exige	SLS-C	13	58.988	2.802	77.318	58.991
4	9	Steven ARKLEY	Westfield Megabusa	SLS-C	11	59.968	3.782	76.055	1:00.596
5	131	Keith COWIE	Seat Leon Supercopa	SLS-C	2	1:28.496	32.310	51.537	1:32.170

Super Lap Scotland (D)

1	77	Ian BONTHRONE	BMW E46 M3	SLS-D	10	58.077		78.531	58.102
2	100	Paul TOUGH	BMW M3	SLS-D	8	58.095	0.018	78.507	58.165
3	45	Euan BEGBIE	Volkswagen Golf	SLS-D	5	59.273	1.196	76.946	59.521
4	78	David RYBOWSKI	Subaru Impreza WRX	SLS-D	9	59.786	1.709	76.286	1:00.091
5	42	Alex MILNE	Audi TTRS Plus	SLS-D	10	1:01.746	3.669	73.865	1:01.913
6	21	Marc IRVINE	Ford Focus ST	SLS-D	13	1:01.749	3.672	73.861	1:01.948
7	73	Robert DAVEY	Lotus Elise S220 Cup	SLS-D	14	1:03.881	5.804	71.396	1:03.955
8	3	Jean-Luc CARTWRIGHT	Lexus IS-F	SLS-D	13	1:04.229	6.152	71.009	1:04.330

Super Lap Scotland (E)

1	83	Fraser JAMIESON	Renault Clio 172 Ph1	SLS-E	12	1:00.396		75.516	1:00.431
2	13	Lewis SKENE	Renault Megane RS	SLS-E	13	1:00.427	0.031	75.477	1:01.034
3	6	Michael FOSTER	Renault Clio 172	SLS-E	10	1:00.793	0.397	75.022	1:00.806
4	103	Stuart ROBERTSON	Renault Clio	SLS-E	11	1:01.158	0.762	74.575	1:01.591
5	43	Stuart BUCHAN	Renault Clio 172 Cup	SLS-E	11	1:01.427	1.031	74.248	1:01.448
6	15	Craig WALLACE	Renault Sport Megane	SLS-E	10	1:02.080	1.684	73.467	1:02.103
7	94	Jonathan SCRIMGEOUR	Vauxhall Astra VXR	SLS-E	11	1:02.142	1.746	73.394	1:02.159
8	12	James McELENY	Subaru Impreza	SLS-E	10	1:02.349	1.953	73.150	1:02.972
9	81	Ian PITMAN	Mini Cooper S JCW	SLS-E	10	1:03.515	3.119	71.807	1:03.701
10	68	Jason OGG	Honda Civic Type R	SLS-E	11	1:05.724	5.328	69.394	1:06.579
11	54	Steven McNAB	Renault Clio	SLS-E	3	4:28.310	3:27.914	16.998	9:45.038
12	31	Stephen MacFARLANE	Subaru Impreza	SLS-E				-	

Super Lap Scotland (F)

1	67	Marshall WISHART	Mazda RX8	SLS-F	12	1:01.058		74.697	1:01.068
---	----	------------------	-----------	-------	----	----------	--	--------	----------

Clerk of the Course.

Sig : Time :
 Chief Timekeeper : Ian Sharp (SMART Timing)
 Results available at speedhive.com and www.smart-timing.co.uk

Orbits





Bulletin No. _____

Super Lap Scotland - Round 6

Sorted on best lap time

Super Lap Scotland

Knockhill 1.267 miles

Qualifying - verall

27/08/2017 13:45

Practice (15:00 Time) started at 13:12:03

Pos	No.	Name	Make/Model	Class Code	Laps	Best Tm	Diff	Best Speed	2nd Best
2	88	Martin BROWN	Subaru Impreza WRX	SLS-F	12	1:02.456	1.398	73.025	1:02.865
3	41	Neil METHVEN	Renault Clio 182	SLS-F	11	1:02.733	1.675	72.702	1:03.008
4	38	Chris HISLOP	Renault Clio 197	SLS-F	12	1:02.830	1.772	72.590	1:02.903
5	48	Colin DUTHIE	Audi A3 3.2	SLS-F	11	1:04.256	3.198	70.979	1:04.390
6	132	Suzanne BUIST	Mini Cooper S	SLS-F	7	1:12.545	11.487	62.869	1:13.345

Super Lap Scotland (Pro)

1	51	Colin DORWARD	Mitsubishi Evo 5	SLS-P	13	53.504		85.243	53.523
2	7	David LONG	Caterham R400	SLS-P	14	54.113	0.609	84.284	54.483

Clerk of the Course.

Sig : Time :
Chief Timekeeper : Ian Sharp (SMART Timing)

Results available at speedhive.com and www.smart-timing.co.uk

Printed: 28/08/2017 17:38:22

Orbits





Bulletin No. _____

Super Lap Scotland - Round 6

Sorted on best lap time

Super Lap Scotland Knockhill 1.267 miles

Final - Pro 27/08/2017 16:40


Practice started at 15:49:30

Pos	No.	Name	Make/Model	Class Code	Laps	Best Tm	Diff	Best Speed	2nd Best
1	51	Colin DORWARD	Mitsubishi Evo 5	SLS-P	3	52.898		86.220	1:18.521
2	7	David LONG	Caterham R400	SLS-P	3	54.911	2.013	83.059	1:17.780

Clerk of the Course. Orbits

Sig : Time :
 Chief Timekeeper : Ian Sharp (SMART Timing)
 Results available at speedhive.com and www.smart-timing.co.uk

Printed: 28/08/2017 17:51:01





Super Lap Scotland - Round 6

Super Lap Scotland

Knockhill 1.267 miles

Final - Pro

27/08/2017 16:40

Practice started at 15:49:30

Lap	Time of Day	Lap Tm	S1	S2	S3	S3Spd	SFSpd	Lap	Time of Day	Lap Tm	S1	S2	S3	S3Spd	SFSpd
(51) Colin DORWARD															
1	15:51:20.916			26.115	17.251	103.402	123.815								
2	15:52:13.814	52.898	17.333	20.217	15.348	132.102	121.572								
3	15:53:32.335	1:18.521	21.051	32.107	25.363	65.856	34.934								
(7) David LONG															
1	15:51:00.854			30.132	18.732	76.694	113.742								
2	15:51:55.765	54.911	18.037	21.008	15.866	118.985	113.166								
3	15:53:13.545	1:17.780	20.381	30.774	26.625	62.194	31.744								

Clerk of the Course.

Orbits

Sig : Time :
 Chief Timekeeper : Ian Sharp (SMART Timing)
 Results available at speedhive.com and www.smart-timing.co.uk





Bulletin No. _____

Super Lap Scotland - Round 6

Sorted on best lap time


Super Lap Scotland Knockhill 1.267 miles
 Final - Class A 27/08/2017 16:30
 Practice started at 15:45:26

Pos	No.	Name	Make/Model	Class Code	Laps	Best Tm	Diff	Best Speed	2nd Best
1	32	John STEVENSON	Subaru Impreza	SLS-A	3	54.993		82.935	1:09.868
2	25	Alastair MOWAT	VW Golf	SLS-A	3	56.418	1.425	80.840	1:18.143

Clerk of the Course. Orbits

Sig : Time :
 Chief Timekeeper : Ian Sharp (SMART Timing)
 Results available at speedhive.com and www.smart-timing.co.uk

Printed: 28/08/2017 17:50:13





Super Lap Scotland - Round 6

Super Lap Scotland

Knockhill 1.267 miles

Final - Class A

27/08/2017 16:30

Practice started at 15:45:26

Lap	Time of Day	Lap Tm	S1	S2	S3	S3Spd	SFSpd	Lap	Time of Day	Lap Tm	S1	S2	S3	S3Spd	SFSpd
(32) John STEVENSON															
1	15:47:10.435			22.075	16.599	108.941	121.352								
2	15:48:05.428	54.993	18.244	21.004	15.745	128.559	121.792								
3	15:49:15.296	1:09.868	21.488	25.139	23.241	72.314	33.403								
(25) Alastair MOWAT															
1	15:46:59.256			28.732	20.521	69.758	101.066								
2	15:47:55.674	56.418	18.234	21.369	16.815	110.556	102.454								
3	15:49:13.817	1:18.143	21.065	29.838	27.240	53.600	31.850								

Clerk of the Course.

Orbits

Sig : Time :
 Chief Timekeeper : Ian Sharp (SMART Timing)
 Results available at speedhive.com and www.smart-timing.co.uk





Bulletin No. _____

Super Lap Scotland - Round 6

Sorted on best lap time

Super Lap Scotland

Knockhill 1.267 miles

Final - Class B

27/08/2017 16:20

Practice started at 15:40:33

Pos	No.	Name	Make/Model	Class Code	Laps	Best Tm	Diff	Best Speed	2nd Best
1	46	George RIGBY	Subaru Impreza Spec-C	SLS-B	3	55.226		82.585	1:33.119
2	60	Andy CLOTWORTHY	Subaru Impreza	SLS-B	3	58.335	3.109	78.184	1:27.329
3	52	Keith BOYD	Honda Civic	SLS-B	3	1:00.120	4.894	75.862	1:20.907

Clerk of the Course.

Sig : Time :
 Chief Timekeeper : Ian Sharp (SMART Timing)

Results available at speedhive.com and www.smart-timing.co.uk

Printed: 28/08/2017 17:49:42

Orbits





Super Lap Scotland - Round 6

Super Lap Scotland

Knockhill 1.267 miles

Final - Class B

27/08/2017 16:20

Practice started at 15:40:33

Lap	Time of Day	Lap Tm	S1	S2	S3	S3Spd	SFSpd	Lap	Time of Day	Lap Tm	S1	S2	S3	S3Spd	SFSpd
(46) George RIGBY															
1	15:42:43.324			29.992	21.479	75.828	106.015								
2	15:43:38.550	55.226	17.825	21.322	16.079	115.504	106.689								
3	15:45:11.669	1:33.119	24.410	38.668	30.041	57.702	30.434								
(60) Andy CLOTWORTHY															
1	15:42:16.420			23.338	17.353	113.742	104.043								
2	15:43:14.755	58.335	19.362	22.337	16.636	118.147	107.201								
3	15:44:42.084	1:27.329	23.810	32.077	31.442	66.443	26.641								
(52) Keith BOYD															
1	15:42:06.201				19.675	101.832	102.454								
2	15:43:06.321	1:00.120			17.776	110.556	102.768								
3	15:44:27.228	1:20.907			27.589	60.621	32.624								

Clerk of the Course.

Sig : Time :
Chief Timekeeper : Ian Sharp (SMART Timing)

Results available at speedhive.com and www.smart-timing.co.uk

Printed: 28/08/2017 17:49:54

Orbits





Bulletin No. _____

Super Lap Scotland - Round 6

Sorted on best lap time

Super Lap Scotland

Knockhill 1.267 miles

Final - Class C

27/08/2017 16:10

Practice started at 15:32:35

Pos	No.	Name	Make/Model	Class Code	Laps	Best Tm	Diff	Best Speed	2nd Best
1	34	Blair McCONACHIE	Caterham Superlight R	SLS-C	3	56.324		80.975	1:15.966
2	131	Keith COWIE	Seat Leon Supercopa	SLS-C	3	56.655	0.331	80.502	1:15.677
3	76	Robbie WYPER	Mitsubishi Evo 8 MR	SLS-C	3	57.949	1.625	78.704	1:16.323
4	28	Craig MENZIES	Lotus Exige	SLS-C	3	1:00.246	3.922	75.704	1:29.095
5	9	Steven ARKLEY	Westfield Megabus	SLS-C	3	1:00.391	4.067	75.522	1:22.454

Clerk of the Course.

Sig : Time :
Chief Timekeeper : Ian Sharp (SMART Timing)

Results available at speedhive.com and www.smart-timing.co.uk

Printed: 28/08/2017 17:49:14

Orbits



Super Lap Scotland - Round 6

Super Lap Scotland	Knockhill 1.267 miles
Final - Class C	27/08/2017 16:10
Practice started at 15:32:35	

Lap	Time of Day	Lap Tm	S1	S2	S3	S3Spd	SFSpd	Lap	Time of Day	Lap Tm	S1	S2	S3	S3Spd	SFSpd
(34) Blair McCONACHIE															
1	15:37:54.031			27.002	21.786	64.218	96.419								
2	15:38:50.355	56.324	18.520	21.118	16.686	108.238	96.005								
3	15:40:06.321	1:15.966	19.980	32.979	23.007	60.566	50.571								
(131) Keith COWIE															
1	15:34:20.045			36.766	23.596	43.184	107.890								
2	15:35:16.700	56.655	18.298	21.595	16.762	114.910	106.520								
3	15:36:32.377	1:15.677	23.150	27.587	24.940	83.467	32.124								
(76) Robbie WYPER															
1	15:37:22.502			22.351	17.449	112.033	102.926								
2	15:38:20.451	57.949	19.153	22.167	16.629	114.323	103.882								
3	15:39:36.774	1:16.323	22.255	26.282	27.786	95.868	28.839								
(28) Craig MENZIES															
1	15:34:51.057			32.287	22.528	62.717	98.111								
2	15:35:51.303	1:00.246	19.422	23.153	17.671	102.611	97.682								
3	15:37:20.398	1:29.095	22.365	33.695	33.035	56.631	18.936								
(9) Steven ARKLEY															
1	15:34:27.288				20.346	85.270	98.254								
2	15:35:27.679	1:00.391			17.152	103.882	97.117								
3	15:36:50.133	1:22.454			26.323	67.041	36.196								



Bulletin No. _____

Super Lap Scotland - Round 6

Sorted on best lap time

Super Lap Scotland

Knockhill 1.267 miles

Final - Class D

27/08/2017 15:55

Practice started at 15:23:09

Pos	No.	Name	Make/Model	Class Code	Laps	Best Tm	Diff	Best Speed	2nd Best
1	77	Ian BONTHRONE	BMW E46 M3	SLS-D	3	57.616		79.159	1:33.725
2	100	Paul TOUGH	BMW M3	SLS-D	3	58.465	0.849	78.010	1:29.508
3	78	David RYBOWSKI	Subaru Impreza WRX	SLS-D	3	59.341	1.725	76.858	1:29.424
4	45	Euan BEGBIE	Volkswagen Golf	SLS-D	3	59.712	2.096	76.381	1:31.436
5	42	Alex MILNE	Audi TTRS Plus	SLS-D	3	1:00.158	2.542	75.814	1:17.016
6	21	Marc IRVINE	Ford Focus ST	SLS-D	3	1:01.830	4.214	73.764	1:17.670
7	73	Robert DAVEY	Lotus Elise S220 Cup	SLS-D	3	1:03.542	5.926	71.777	1:21.857
8	3	Jean-Luc CARTWRIGHT	Lexus IS-F	SLS-D	3	1:05.471	7.855	69.662	1:28.386

Clerk of the Course.

Orbits

Sig : Time :

Chief Timekeeper : Ian Sharp (SMART Timing)

Results available at speedhive.com and www.smart-timing.co.uk

Printed: 28/08/2017 17:48:38



Super Lap Scotland - Round 6

Super Lap Scotland

Knockhill 1.267 miles

Final - Class D

27/08/2017 15:55

Practice started at 15:23:09

Lap	Time of Day	Lap Tm	S1	S2	S3	S3Spd	SFSpd	Lap	Time of Day	Lap Tm	S1	S2	S3	S3Spd	SFSpd
(77) Ian BONTHRONE															
1	15:29:44.481			31.123	19.662	69.614	95.053								
2	15:30:42.097	57.616	18.402	21.741	17.473	104.856	94.651								
3	15:32:15.822	1:33.725	23.880	38.390	31.455	53.218	29.407								
(100) Paul TOUGH															
1	15:29:33.932			36.294	19.230	73.182	95.731								
2	15:30:32.397	58.465	18.604	22.580	17.281	104.856	95.731								
3	15:32:01.905	1:29.508	24.075	35.822	29.611	59.651	29.127								
(78) David RYBOWSKI															
1	15:29:11.033			38.877	23.332	48.209	92.181								
2	15:30:10.374	59.341			17.657	102.298	93.205								
3	15:31:39.798	1:29.424	24.106	35.603	29.715	56.251	27.985								
(45) Euan BEGBIE															
1	15:29:21.445				21.345		96.697								
2	15:30:21.157	59.712			17.812		82.543								
3	15:31:52.593	1:31.436			29.548		30.407								
(42) Alex MILNE															
1	15:25:57.724			35.174	25.785	58.152	99.566								
2	15:26:57.882	1:00.158	19.724	23.203	17.231	108.064	97.682								
3	15:28:14.898	1:17.016	21.469	29.533	26.014	78.123	38.043								
(21) Marc IRVINE															
1	15:25:42.067			36.396	22.231	66.707	89.716								
2	15:26:43.897	1:01.830	19.995	23.566	18.269	100.161	89.358								
3	15:28:01.567	1:17.670	22.873	28.725	26.072	73.182	30.939								
(73) Robert DAVEY															
1	15:25:13.873			27.390	19.327	93.335	89.477								
2	15:26:17.415	1:03.542	20.634	24.719	18.189	97.682	90.809								
3	15:27:39.272	1:21.857	22.834	29.485	29.538	63.130	35.025								
(3) Jean-Luc CARTWRIGHT															
1	15:25:02.762			30.704	20.580	88.299	94.385								
2	15:26:08.233	1:05.471	21.460	24.784	19.227	104.366	94.385								
3	15:27:36.619	1:28.386	25.344	34.117	28.925	55.645	39.779								

Clerk of the Course.

Sig : Time :
 Chief Timekeeper : Ian Sharp (SMART Timing)

Results available at speedhive.com and www.smart-timing.co.uk

Printed: 28/08/2017 17:48:55

Orbits





Bulletin No. _____

Super Lap Scotland - Round 6

Sorted on best lap time

Super Lap Scotland

Knockhill 1.267 miles

Final - Class E

27/08/2017 15:40

Practice started at 15:07:52

Pos	No.	Name	Make/Model	Class Code	Laps	Best Tm	Diff	Best Speed	2nd Best
1	83	Fraser JAMIESON	Renault Clio 172 Ph1	SLS-E	3	1:00.662		75.184	1:19.664
2	13	Lewis SKENE	Renault Megane RS	SLS-E	3	1:00.757	0.095	75.067	1:12.246
3	6	Michael FOSTER	Renault Clio 172	SLS-E	3	1:00.843	0.181	74.961	1:10.027
4	15	Craig WALLACE	Renault Sport Megane	SLS-E	3	1:01.329	0.667	74.367	1:30.907
5	103	Stuart ROBERTSON	Renault Clio	SLS-E	3	1:01.702	1.040	73.917	1:14.882
6	43	Stuart BUCHAN	Renault Clio 172 Cup	SLS-E	3	1:02.123	1.461	73.416	1:14.504
7	12	James McELENY	Subaru Impreza	SLS-E	3	1:02.178	1.516	73.351	1:36.819
8	94	Jonathan SCRIMGEOUR	Vauxhall Astra VXR	SLS-E	3	1:02.601	1.939	72.856	1:27.757
9	81	Ian PITMAN	Mini Cooper S JCW	SLS-E	3	1:04.274	3.612	70.959	1:29.102
10	68	Jason OGG	Honda Civic Type R	SLS-E	3	1:05.187	4.525	69.965	1:34.318

Not classified

DNF	54	Steven McNAB	Renault Clio	SLS-E					
-----	----	--------------	--------------	-------	--	--	--	--	--

Clerk of the Course.

Sig : Time :
 Chief Timekeeper : Ian Sharp (SMART Timing)
 Results available at speedhive.com and www.smart-timing.co.uk
 Printed: 28/08/2017 17:48:10



Orbits



Super Lap Scotland - Round 6

Super Lap Scotland

Knockhill 1.267 miles

Final - Class E

27/08/2017 15:40

Practice started at 15:07:52

Lap	Time of Day	Lap Tm	S1	S2	S3	S3Spd	SFSpd	Lap	Time of Day	Lap Tm	S1	S2	S3	S3Spd	SFSpd
(83) Fraser JAMIESON															
1	15:20:31.344			26.364	19.828	77.135	88.299								
2	15:21:32.006	1:00.662	19.627	22.879	18.156	95.323	89.002								
3	15:22:51.670	1:19.664	23.580	28.050	28.034	57.702	35.301								
(13) Lewis SKENE															
1	15:20:14.605			24.962	18.643	96.976	88.299								
2	15:21:15.362	1:00.757	19.438	23.079	18.240	97.967	88.649								
3	15:22:27.608	1:12.246	20.444	27.733	24.069	70.938	39.921								
(6) Michael FOSTER															
1	15:20:05.360			26.983	18.894	89.957	86.368								
2	15:21:06.203	1:00.843	19.529	23.062	18.252	94.120	86.702								
3	15:22:16.230	1:10.027	20.107	24.992	24.928	75.233	35.601								
(15) Craig WALLACE															
1	15:16:39.995			30.418	22.351	68.199	92.181								
2	15:17:41.324	1:01.329	19.852	23.262	18.215	102.926	90.686								
3	15:19:12.231	1:30.907	24.817	35.177	30.913	61.398	25.682								
(103) Stuart ROBERTSON															
1	15:17:14.791			38.766	23.118	56.631	85.706								
2	15:18:16.493	1:01.702	19.857	23.261	18.584	95.459	85.487								
3	15:19:31.375	1:14.882	21.128	25.784	27.970	79.417	24.546								
(43) Stuart BUCHAN															
1	15:17:00.923			38.067	23.266	63.249	84.200								
2	15:18:03.046	1:02.123	19.895	23.373	18.855	94.385	85.487								
3	15:19:17.550	1:14.504	21.844	26.225	26.435	80.755	27.996								
(12) James McELENY															
1	15:10:40.572			34.217	23.711	58.918	83.467								
2	15:11:42.750	1:02.178	20.112	23.264	18.802	95.188	82.442								
3	15:13:19.569	1:36.819	24.194	38.083	34.542	50.533	23.029								
(94) Jonathan SCRIMGEOUR															
1	15:16:30.687			35.784	21.949	64.964	85.706								
2	15:17:33.288	1:02.601	20.381	23.471	18.749	97.399	84.946								
3	15:19:01.045	1:27.757	26.213	36.058	25.486	64.403	23.472								
(81) Ian PITMAN															
1	15:10:23.999			37.556	25.971	46.570	78.123								
2	15:11:28.273	1:04.274	20.456	24.071	19.747	88.183	76.870								
3	15:12:57.375	1:29.102	24.273	34.610	30.219	51.423	34.861								
(68) Jason OGG															
1	15:09:59.245			33.624	21.460	72.392	82.747								
2	15:11:04.432	1:05.187	20.856	24.596	19.735	93.988	83.989								
3	15:12:38.750	1:34.318	26.345	33.034	34.939	63.973	18.477								

Clerk of the Course.

Sig : Time :
Chief Timekeeper : Ian Sharp (SMART Timing)

Results available at speedhive.com and www.smart-timing.co.uk

Printed: 28/08/2017 17:48:23

Orbits





Bulletin No. _____

Super Lap Scotland - Round 6

Sorted on best lap time

Super Lap Scotland

Knockhill 1.267 miles

Final - Class F

27/08/2017 15:30

Practice started at 14:54:38

Pos	No.	Name	Make/Model	Class Code	Laps	Best Tm	Diff	Best Speed	2nd Best
1	88	Martin BROWN	Subaru Impreza WRX	SLS-F	2	1:02.240		73.278	
2	41	Neil METHVEN	Renault Clio 182	SLS-F	2	1:02.510	0.270	72.962	
3	48	Colin DUTHIE	Audi A3 3.2	SLS-F	3	1:03.413	1.173	71.923	1:14.102
4	38	Chris HISLOP	Renault Clio 197	SLS-F	3	1:03.583	1.343	71.730	1:26.643
5	132	Suzanne BUIST	Mini Cooper S	SLS-F	3	1:08.781	6.541	66.310	1:16.980
Not classified									
DNF	67	Marshall WISHART	Mazda RX8	SLS-F	1				

Clerk of the Course.

Sig : Time :
 Chief Timekeeper : Ian Sharp (SMART Timing)
 Results available at speedhive.com and www.smart-timing.co.uk

Printed: 28/08/2017 17:47:41



Orbits



Super Lap Scotland - Round 6

Super Lap Scotland

Knockhill 1.267 miles

Final - Class F

27/08/2017 15:30

Practice started at 14:54:38

Lap	Time of Day	Lap Tm	S1	S2	S3	S3Spd	SFSpd	Lap	Time of Day	Lap Tm	S1	S2	S3	S3Spd	SFSpd
(88) Martin BROWN															
1	15:00:18.210			38.660	22.363	65.599	85.054								
2	15:01:20.450	1:02.240			18.695	95.731	85.706								
(41) Neil METHVEN															
1	15:00:00.820			42.111	20.610	79.985	84.306								
2	15:01:03.330	1:02.510	20.316	23.483	18.711	94.785	84.946								
(48) Colin DUTHIE															
1	14:56:28.003			37.087	21.317	57.951	84.412								
2	14:57:31.416	1:03.413	20.677	24.202	18.534	93.857	84.839								
3	14:58:45.518	1:14.102	22.285	27.405	24.412	76.086	32.719								
(38) Chris HISLOP															
1	14:56:45.845			35.256	23.365	62.310	82.139								
2	14:57:49.428	1:03.583	20.323	24.109	19.151	90.809	82.645								
3	14:59:16.071	1:26.643	24.128	31.411	31.104	60.621	25.458								
(132) Suzanne BUIST															
1	14:56:04.704			28.299	21.645	80.755	81.639								
2	14:57:13.485	1:08.781	22.725	25.668	20.388	94.651	83.260								
3	14:58:30.465	1:16.980	23.699	27.665	25.616	83.885	31.774								
(67) Marshall WISHART															
1	15:00:22.904			32.754	18.961	91.552	83.363								

Clerk of the Course. Orbits

Sig : Time :
 Chief Timekeeper : Ian Sharp (SMART Timing)
 Results available at speedhive.com and www.smart-timing.co.uk





Super Lap Scotland - Round 6

Sorted on best lap time

Super Lap Scotland

Knockhill 1.267 miles

Final - Overall

27/08/2017 16:40

Practice started at 14:54:38

Pos	No.	Name	Make/Model	Class Code	Laps	Best Tm	Diff	Best Speed	2nd Best
1	51	Colin DORWARD	Mitsubishi Evo 5	SLS-P	2	52.898		86.220	1:18.521
2	7	David LONG	Caterham R400	SLS-P	2	54.911	2.013	83.059	1:17.780
3	32	John STEVENSON	Subaru Impreza	SLS-A	2	54.993	2.095	82.935	1:09.868
4	46	George RIGBY	Subaru Impreza Spec-C	SLS-B	2	55.226	2.328	82.585	1:33.119
5	34	Blair McCONACHIE	Caterham Superlight R	SLS-C	2	56.324	3.426	80.975	1:15.966
6	25	Alastair MOWAT	VW Golf	SLS-A	2	56.418	3.520	80.840	1:18.143
7	131	Keith COWIE	Seat Leon Supercopa	SLS-C	2	56.655	3.757	80.502	1:15.677
8	77	Ian BONTHRONE	BMW E46 M3	SLS-D	2	57.616	4.718	79.159	1:33.725
9	76	Robbie WYPER	Mitsubishi Evo 8 MR	SLS-C	2	57.949	5.051	78.704	1:16.323
10	60	Andy CLOTWORTHY	Subaru Impreza	SLS-B	2	58.335	5.437	78.184	1:27.329
11	100	Paul TOUGH	BMW M3	SLS-D	2	58.465	5.567	78.010	1:29.508
12	78	David RYBOWSKI	Subaru Impreza WRX	SLS-D	2	59.341	6.443	76.858	1:29.424
13	45	Euan BEGBIE	Volkswagen Golf	SLS-D	2	59.712	6.814	76.381	1:31.436
14	52	Keith BOYD	Honda Civic	SLS-B	2	1:00.120	7.222	75.862	1:20.907
15	42	Alex MILNE	Audi TTRS Plus	SLS-D	2	1:00.158	7.260	75.814	1:17.016
16	28	Craig MENZIES	Lotus Exige	SLS-C	2	1:00.246	7.348	75.704	1:29.095
17	9	Steven ARKLEY	Westfield Megabus	SLS-C	2	1:00.391	7.493	75.522	1:22.454
18	83	Fraser JAMIESON	Renault Clio 172 Ph1	SLS-E	2	1:00.662	7.764	75.184	1:19.664
19	13	Lewis SKENE	Renault Megane RS	SLS-E	2	1:00.757	7.859	75.067	1:12.246
20	6	Michael FOSTER	Renault Clio 172	SLS-E	2	1:00.843	7.945	74.961	1:10.027
21	15	Craig WALLACE	Renault Sport Megane	SLS-E	2	1:01.329	8.431	74.367	1:30.907
22	103	Stuart ROBERTSON	Renault Clio	SLS-E	2	1:01.702	8.804	73.917	1:14.882
23	21	Marc IRVINE	Ford Focus ST	SLS-D	2	1:01.830	8.932	73.764	1:17.670
24	43	Stuart BUCHAN	Renault Clio 172 Cup	SLS-E	2	1:02.123	9.225	73.416	1:14.504
25	12	James McELENY	Subaru Impreza	SLS-E	2	1:02.178	9.280	73.351	1:36.819
26	88	Martin BROWN	Subaru Impreza WRX	SLS-F	2	1:02.240	9.342	73.278	1:36.109
27	41	Neil METHVEN	Renault Clio 182	SLS-F	2	1:02.510	9.612	72.962	1:28.486
28	94	Jonathan SCRIMGEOUR	Vauxhall Astra VXR	SLS-E	2	1:02.601	9.703	72.856	1:27.757
29	48	Colin DUTHIE	Audi A3 3.2	SLS-F	2	1:03.413	10.515	71.923	1:14.102
30	73	Robert DAVEY	Lotus Elise S220 Cup	SLS-D	2	1:03.542	10.644	71.777	1:21.857
31	38	Chris HISLOP	Renault Clio 197	SLS-F	2	1:03.583	10.685	71.730	1:26.643
32	81	Ian PITMAN	Mini Cooper S JCW	SLS-E	2	1:04.274	11.376	70.959	1:29.102
33	68	Jason OGG	Honda Civic Type R	SLS-E	2	1:05.187	12.289	69.965	1:34.318
34	3	Jean-Luc CARTWRIGHT	Lexus IS-F	SLS-D	2	1:05.471	12.573	69.662	1:28.386
35	132	Suzanne BUIST	Mini Cooper S	SLS-F	2	1:08.781	15.883	66.310	1:16.980
DNF	67	Marshall WISHART	Mazda RX8	SLS-F	1	6:01.451		12.618	
37	54	Steven McNAB	Renault Clio	SLS-E				-	

Clerk of the Course.

Sig : Time :
Chief Timekeeper : Ian Sharp (SMART Timing)

Results available at speedhive.com and www.smart-timing.co.uk

Printed: 28/08/2017 17:38:36

Orbits





Super Lap Scotland - Round 6

Sorted on best lap time

Super Lap Scotland Knockhill 1.267 miles
 Final - Overall 27/08/2017 16:40
 Practice started at 14:54:38

Pos	No.	Name	Make/Model	Class Code	Laps	Best Tm	Diff	Best Speed	2nd Best
-----	-----	------	------------	------------	------	---------	------	------------	----------

Super Lap Scotland (A)

1	32	John STEVENSON	Subaru Impreza	SLS-A	2	54.993		82.935	1:09.868
2	25	Alastair MOWAT	VW Golf	SLS-A	2	56.418	1.425	80.840	1:18.143

Super Lap Scotland (B)

1	46	George RIGBY	Subaru Impreza Spec-C	SLS-B	2	55.226		82.585	1:33.119
2	60	Andy CLOTWORTHY	Subaru Impreza	SLS-B	2	58.335	3.109	78.184	1:27.329
3	52	Keith BOYD	Honda Civic	SLS-B	2	1:00.120	4.894	75.862	1:20.907

Super Lap Scotland (C)

1	34	Blair McCONACHIE	Caterham Superlight R	SLS-C	2	56.324		80.975	1:15.966
2	131	Keith COWIE	Seat Leon Supercopa	SLS-C	2	56.655	0.331	80.502	1:15.677
3	76	Robbie WYPER	Mitsubishi Evo 8 MR	SLS-C	2	57.949	1.625	78.704	1:16.323
4	28	Craig MENZIES	Lotus Exige	SLS-C	2	1:00.246	3.922	75.704	1:29.095
5	9	Steven ARKLEY	Westfield Megabus	SLS-C	2	1:00.391	4.067	75.522	1:22.454

Super Lap Scotland (D)

1	77	Ian BONTHRONE	BMW E46 M3	SLS-D	2	57.616		79.159	1:33.725
2	100	Paul TOUGH	BMW M3	SLS-D	2	58.465	0.849	78.010	1:29.508
3	78	David RYBOWSKI	Subaru Impreza WRX	SLS-D	2	59.341	1.725	76.858	1:29.424
4	45	Euan BEGBIE	Volkswagen Golf	SLS-D	2	59.712	2.096	76.381	1:31.436
5	42	Alex MILNE	Audi TTRS Plus	SLS-D	2	1:00.158	2.542	75.814	1:17.016
6	21	Marc IRVINE	Ford Focus ST	SLS-D	2	1:01.830	4.214	73.764	1:17.670
7	73	Robert DAVEY	Lotus Elise S220 Cup	SLS-D	2	1:03.542	5.926	71.777	1:21.857
8	3	Jean-Luc CARTWRIGHT	Lexus IS-F	SLS-D	2	1:05.471	7.855	69.662	1:28.386

Super Lap Scotland (E)

1	83	Fraser JAMIESON	Renault Clio 172 Ph1	SLS-E	2	1:00.662		75.184	1:19.664
2	13	Lewis SKENE	Renault Megane RS	SLS-E	2	1:00.757	0.095	75.067	1:12.246
3	6	Michael FOSTER	Renault Clio 172	SLS-E	2	1:00.843	0.181	74.961	1:10.027
4	15	Craig WALLACE	Renault Sport Megane	SLS-E	2	1:01.329	0.667	74.367	1:30.907
5	103	Stuart ROBERTSON	Renault Clio	SLS-E	2	1:01.702	1.040	73.917	1:14.882
6	43	Stuart BUCHAN	Renault Clio 172 Cup	SLS-E	2	1:02.123	1.461	73.416	1:14.504
7	12	James McELENY	Subaru Impreza	SLS-E	2	1:02.178	1.516	73.351	1:36.819
8	94	Jonathan SCRIMGEOUR	Vauxhall Astra VXR	SLS-E	2	1:02.601	1.939	72.856	1:27.757
9	81	Ian PITMAN	Mini Cooper S JCW	SLS-E	2	1:04.274	3.612	70.959	1:29.102
10	68	Jason OGG	Honda Civic Type R	SLS-E	2	1:05.187	4.525	69.965	1:34.318
11	54	Steven McNAB	Renault Clio	SLS-E				-	

Super Lap Scotland (F)

1	88	Martin BROWN	Subaru Impreza WRX	SLS-F	2	1:02.240		73.278	1:36.109
2	41	Neil METHVEN	Renault Clio 182	SLS-F	2	1:02.510	0.270	72.962	1:28.486

Clerk of the Course.

Sig : Time :
 Chief Timekeeper : Ian Sharp (SMART Timing)
 Results available at speedhive.com and www.smart-timing.co.uk





Super Lap Scotland - Round 6

Sorted on best lap time

Super Lap Scotland

Knockhill 1.267 miles

Final - Overall

27/08/2017 16:40

Practice started at 14:54:38

Pos	No.	Name	Make/Model	Class Code	Laps	Best Tm	Diff	Best Speed	2nd Best
3	48	Colin DUTHIE	Audi A3 3.2	SLS-F	2	1:03.413	1.173	71.923	1:14.102
4	38	Chris HISLOP	Renault Clio 197	SLS-F	2	1:03.583	1.343	71.730	1:26.643
5	132	Suzanne BUIST	Mini Cooper S	SLS-F	2	1:08.781	6.541	66.310	1:16.980
DNF	67	Marshall WISHART	Mazda RX8	SLS-F	1	6:01.451		12.618	

Super Lap Scotland (Pro)

1	51	Colin DORWARD	Mitsubishi Evo 5	SLS-P	2	52.898		86.220	1:18.521
2	7	David LONG	Caterham R400	SLS-P	2	54.911	2.013	83.059	1:17.780

Clerk of the Course.

Sig : Time :

Chief Timekeeper : Ian Sharp (SMART Timing)

Results available at speedhive.com and www.smart-timing.co.uk

Orbits





ORGANISERS OF THE



Round 12 - Knockhill - Clockwise

Sprint

No.	Name	Make	Run 1			Run 2			Best
			Intermediate	Flying Lap	Finish	Intermediate	Flying Lap	Finish	
1	Colin CALDER	Gould GR55	41.26	44.42	85.68	40.35	43.35	83.70	83.70
3	Heather CALDER	Gould GR55	41.30	42.92	84.22	39.99	0.00	DNF	84.22
2	John GRAHAM	Gould GR55B	44.02	46.76	90.78	44.25	47.69	91.94	90.78
4	Terry HOLMES	Lola Tegra/Judd	45.91	47.28	93.19	44.05	47.54	91.59	91.59
8	Nicholas ALGAR	DJ Firehawk	44.09	48.47	92.56	44.70	48.85	93.55	92.56
5	Steve MILES	Van Dieman RF96	44.55	48.74	93.29	44.67	48.63	93.30	93.29
10	Graham PORRETT	Lola Tegra T90	47.83	50.35	98.18	45.97	49.37	95.34	95.34
15	Simon BAINBRIDGE	SBR Chrono V8	47.23	57.71	104.94	47.36	50.46	97.82	97.82
17	Graham BLACKWELL	Mygale EcoBoost	49.05	51.65	100.70	48.37	51.27	99.64	99.64
12	Grahame HARDEN	Jedi MK6	53.38	57.15	110.53	50.68	53.70	104.38	104.38
14	Stewart ROBB	Pilbeam MP88		0.00			0.00		0.00



Scottish Motorsports Automatic Race Timing

