


# Knockhill

26<sup>th</sup> August 2017

Anti Clockwise



**S.M.A.R.T.**

**Scottish Motorsports Automatic Race Timing**

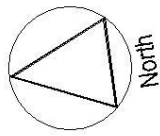
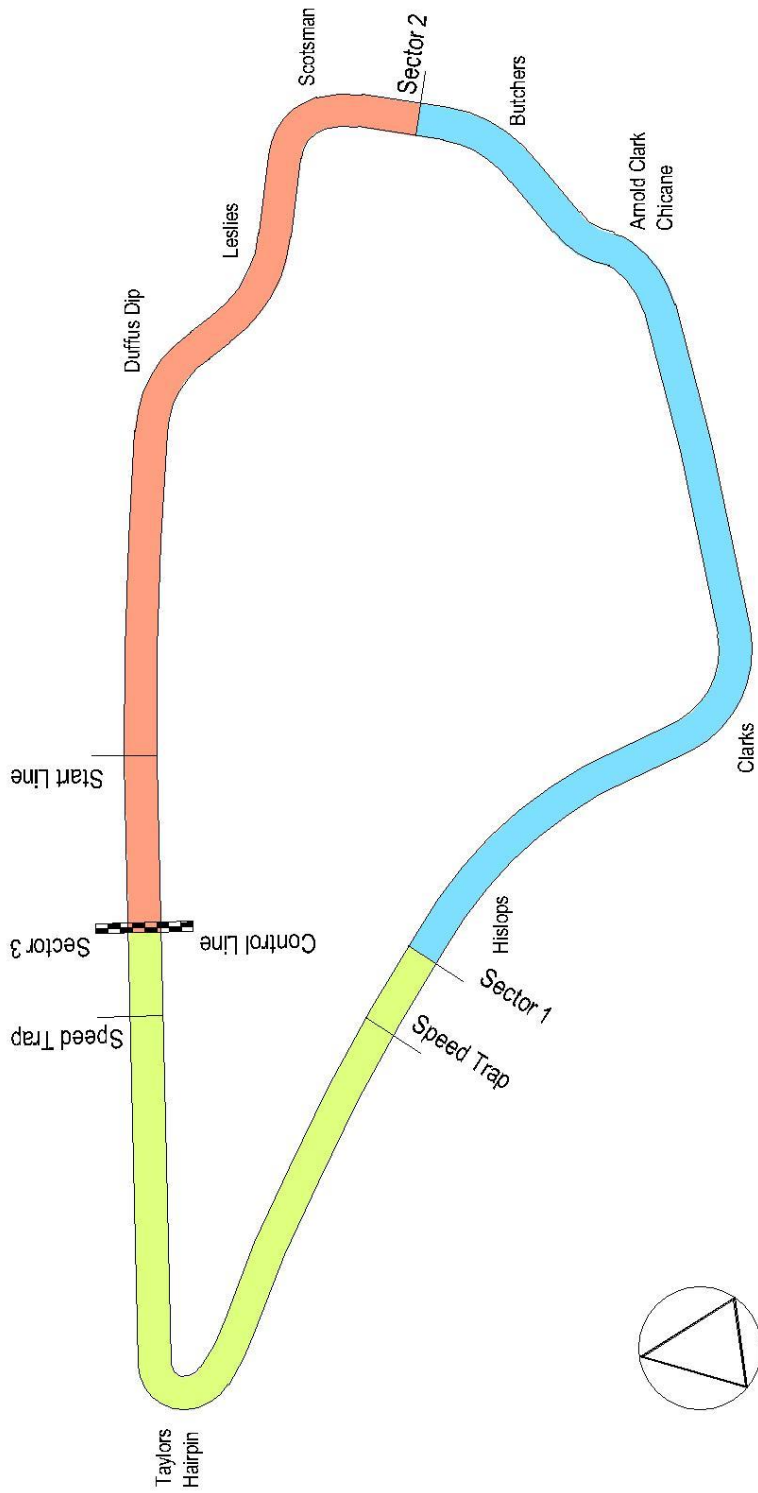

Ravenslea, Melrose Road, Galashiels, TD1 2AT

Telephone : 01896 – 752447

# Scottish Motorsports Automatic Race Timing

## Circuit layout

### Knockhill – Anti Clockwise



Sector	Length
Sector 1	0.334 Mile
Sector 2	0.503 Mile
Sector 3	0.433 Mile



ORGANISERS OF THE



Round 11 - Knockhill - Anti-Clockwise

Sprint

No.	Name	Make	Practice 1 Intermediate	Flying Lap	Finish	Practice 2 Intermediate	Flying Lap	Finish	Best
1	Colin CALDER	Gould GR55	56.54	62.36	118.90	46.29	51.39	97.68	97.68
3	Heather CALDER	Gould GR55		0.00		50.84	55.06	105.90	105.90
4	Terry HOLMES	Lola Tegra/Judd	52.29	56.83	109.12		0.00		109.12
2	John GRAHAM	Gould GR55B	57.29	66.48	123.77	55.54	58.18	113.72	113.72
15	Simon BAINBRIDGE	SBR Chrono V8	60.95	69.93	130.88	53.49	61.15	114.64	114.64
8	Nicholas ALGAR	DJ Firehawk	59.80	63.98	123.78		0.00		123.78
12	Grahame HARDEN	Jedi Mk6	56.94	68.89	125.83	54.51	72.81	127.32	125.83
17	Graham BLACKWELL	Mygale EcoBoost	65.09	75.95	141.04		0.00		141.04
10	Graham PORRETT	Lola Tegra T90	58.36	87.85	146.21		0.00		146.21
5	Steve MILES	Van Dieman RF96	53.48	0.00	DNF		0.00		0.00
14	Stewart ROBB	Pilbeam MP88	53.77	0.00	DNF				0.00



Scottish Motorsports Automatic Race Timing





# Super Lap Scotland - Round 5 AC

Sorted on best lap time

Super Lap Scotland

Knockhill 1.267 miles

Warm Up - Group 1

26/08/2017 09:15

Practice (15:00 Time) started at 9:43:00


Pos	No.	Name	Make/Model	Class Code	Laps	Best Tm	Diff	Best Speed	2nd Best
1	6	Michael FOSTER	Renault Clio 172	SLS-E	13	1:03.999		71.264	1:04.309
2	31	Stephen MacFARLANE	Subaru Impreza	SLS-E	9	1:04.335	0.336	70.892	1:04.603
3	83	Fraser JAMIESON	Renault Clio 172 Ph1	SLS-E	11	1:05.127	1.128	70.030	1:05.157
4	13	Lewis SKENE	Renault Megane RS	SLS-E	13	1:05.506	1.507	69.625	1:05.516
5	12	James McELENY	Subaru Impreza	SLS-E	9	1:06.167	2.168	68.929	1:07.478
6	15	Craig WALLACE	Renault Sport Megane	SLS-E	12	1:06.808	2.809	68.268	1:08.663
7	38	Chris HISLOP	Renault Clio 197	SLS-F	12	1:06.957	2.958	68.116	1:07.005
8	81	Ian PITMAN	Mini Cooper S JCW	SLS-E	11	1:06.992	2.993	68.080	1:07.197
9	41	Neil METHVEN	Renault Clio 182	SLS-F	10	1:07.358	3.359	67.710	1:07.812
10	67	Marshall WISHART	Mazda RX8	SLS-F	12	1:07.367	3.368	67.701	1:08.050
11	43	Stuart BUCHAN	Renault Clio 172 Cup	SLS-E	11	1:07.796	3.797	67.273	1:08.083
12	54	Steven McNAB	Renault Clio	SLS-E	10	1:07.930	3.931	67.140	1:08.271
13	94	Jonathan SCRIMGEOUR	Vauxhall Astra VXR	SLS-E	9	1:08.090	4.091	66.983	1:09.153
14	103	Stuart ROBERTSON	Renault Clio	SLS-E	3	1:08.975	4.976	66.123	1:11.114
15	113	Alistair BAPTIE	Seat Leon	SLS-E	8	1:09.970	5.971	65.183	1:10.073
16	68	Jason OGG	Honda Civic Type R	SLS-E	11	1:10.049	6.050	65.109	1:12.568
17	53	Jamie GOUDIE	Mazda MX5	SLS-E	11	1:10.297	6.298	64.880	1:11.844
18	88	Martin BROWN	Subaru Impreza WRX	SLS-F	11	1:10.771	6.772	64.445	1:13.945
19	48	Colin DUTHIE	Audi A3 3.2	SLS-F	10	1:11.943	7.944	63.395	1:12.638
20	65	Kevin STRACHAN	Renault Clio	SLS-F	5	1:15.075	11.076	60.750	1:17.861
21	132	Suzanne BUIST	Mini Cooper S	SLS-F	9	1:16.253	12.254	59.812	1:18.239

Clerk of the Course.

Sig : Time :  
 Chief Timekeeper : Ian Sharp (SMART Timing)

Results available at [www.speedhive.com](http://www.speedhive.com) and [www.smart-timing.co.uk](http://www.smart-timing.co.uk)

Orbits





# Super Lap Scotland - Round 5 AC

Super Lap Scotland
Knockhill 1.267 miles

Warm Up - Group 1
26/08/2017 09:15

Practice (15:00 Time) started at 9:43:00

Lap	Time of Day	Lap Tm	S1	S2	S3	SFSpd	S1Spd
2	9:46:40.867	1:14.854	22.145	27.964	24.745	72.081	84.412
3	9:47:50.771	1:09.904	19.515			104.692	91.303
4	9:49:03.237	1:12.466	21.062			98.979	90.320
5	9:50:11.508	1:08.271	19.697	26.011	22.563	104.856	90.564
6	9:51:26.326	1:14.818	20.633			106.183	63.071
7	9:52:41.514	1:15.188	20.793			93.335	88.649
8	9:53:49.444	1:07.930	19.043			106.689	91.552
9	9:54:57.789	1:08.345	19.039			107.201	91.427
10	9:56:08.168	1:10.379	18.926			106.689	92.435

(94) Jonathan SCRIMGEOUR

1	9:45:33.249	1:29.277	28.282	32.166	28.829	40.499	67.377
2	9:46:46.726	1:13.477	22.060	28.060	23.357	97.399	88.649
3	9:47:59.698	1:12.972	19.497	27.426	26.049	105.349	88.183
4	9:49:10.936	1:11.238	19.254	26.801	25.183	106.015	89.120
5	9:50:20.206	1:09.270	19.228	26.374	23.668	105.681	89.957
6	9:51:29.878	1:09.672	19.226	26.303	24.143	105.184	89.836
7	9:52:37.968	1:08.090	18.819	25.604	23.667	106.520	90.320
8	9:53:47.121	1:09.153	19.622	26.870	22.661	102.454	77.671
9	9:54:56.308	1:09.187	18.656	26.937	23.594	107.201	90.198

(103) Stuart ROBERTSON

1	9:45:30.150	1:29.580	29.393	32.953	27.234	37.828	66.116
2	9:46:41.264	1:11.114	20.291	26.461	24.362	95.595	87.494
3	9:47:50.239	1:08.975	19.711	26.293	22.971	103.084	90.932

(113) Alistair BAPTIE

1	9:44:52.668	1:23.427	25.837	32.869	24.721	36.452	69.614
2	9:46:04.710	1:12.042	20.984	27.408	23.650	95.868	80.853
3	9:47:16.433	1:11.723	21.357	27.537	22.829	97.399	82.039
4	9:48:26.562	1:10.129	20.694	26.383	23.052	101.832	79.890
5	9:49:36.892	1:10.330	20.625	26.539	23.166	100.011	81.938
6	9:50:46.965	1:10.073	20.523	26.190	23.360	100.310	82.747
7	9:51:58.426	1:11.461	21.425	27.573	22.463	88.767	82.849
8	9:53:08.396	1:09.970	20.759	26.162	23.049	101.678	82.039

(68) Jason OGG

1	9:44:41.065	1:33.367	28.284	35.265	29.818	34.414	59.757
2	9:46:06.446	1:25.381	23.024	33.825	28.532	77.851	83.363
3	9:47:27.998	1:21.552	23.289	33.664	24.599	75.914	82.951
4	9:48:41.793	1:13.795	21.060	27.330	25.405	100.161	85.487
5	9:49:56.321	1:14.528	22.803	27.960	23.765	72.004	77.402
6	9:51:16.443	1:20.122	22.431	30.872	26.819	100.762	67.377
7	9:52:32.907	1:16.464	23.488	28.783	24.193	64.651	74.399
8	9:53:52.756	1:19.849	23.223	32.558	24.068	99.419	51.781
9	9:55:02.805	1:10.049	20.307	26.331	23.411	101.832	86.146
10	9:56:15.373	1:12.568	20.381	27.251	24.936	103.561	86.146
11	9:57:31.058	1:15.685	20.997	30.428	24.260	93.465	74.981

(53) Jamie GOUDIE

1	9:44:44.456	1:29.052	28.823	33.241	26.988	28.351	70.565
2	9:46:01.711	1:17.255	22.524	29.054	25.677	90.198	81.441
3	9:47:38.497	1:36.786	21.799	49.031	25.956	77.047	80.368
4	9:48:52.773	1:14.276	22.717	27.684	23.875	74.234	80.950
5	9:50:05.319	1:12.546	21.062	27.739	23.745	98.254	65.471
6	9:51:15.616	1:10.297	20.249	26.632	23.416	97.824	83.260
7	9:52:27.797	1:12.181	20.911	27.365	23.905	98.111	61.567
8	9:53:40.445	1:12.648	20.065	28.514	24.069	96.697	82.747
9	9:54:52.289	1:11.844	21.090	26.172	24.582	98.543	83.467
10	9:56:05.674	1:13.385	20.583	26.458	26.344	88.068	83.989
11	9:57:28.100	1:22.426	20.222	37.088	25.116	94.385	84.518

(88) Martin BROWN

1	9:45:06.626	1:22.946	25.750	30.914	26.282	33.587	64.838
2	9:46:21.968	1:15.342	21.028	28.898	25.416	81.343	78.488
3	9:47:43.473	1:21.505	23.607	32.468	25.430	92.562	62.079
4	9:49:03.256	1:19.783	23.719	29.469	26.595	86.146	56.967
5	9:50:17.201	1:13.945	22.075	27.553	24.317	62.368	81.441
6	9:51:32.450	1:15.249	19.910	27.780	27.559	98.833	83.260
7	9:52:47.898	1:15.448	21.768	28.596	25.084	74.897	73.907
8	9:54:04.498	1:16.600	21.819	30.465	24.316	90.198	61.174
9	9:55:15.269	1:10.771	19.916	26.951	23.904	95.595	85.054
10	9:56:35.023	1:19.754	23.042	31.287	25.425	101.218	55.415
11	9:58:02.103	1:27.080	25.183	32.021	29.876	73.422	62.137

Lap	Time of Day	Lap Tm	S1	S2	S3	SFSpd	S1Spd
(48) Colin DUTHIE							
1	9:44:52.901	1:28.932	28.877	32.207	27.848	32.310	64.403
2	9:47:45.357	2:52.456	22.453	29.740	2:00.263	78.123	68.687
3	9:49:04.862	1:19.505	24.474	28.982	26.049	35.544	74.070
4	9:50:21.176	1:16.314	22.287	28.719	25.308	72.470	80.853
5	9:51:41.604	1:20.428	25.740	29.080	25.608	75.233	73.502
6	9:52:54.613	1:13.009	20.516	27.685	24.808	87.266	86.927
7	9:54:07.251	1:12.638	21.084	27.722	23.832	98.543	86.702
8	9:55:19.194	1:11.943	20.047	27.651	24.245	100.611	88.416
9	9:56:32.351	1:13.157	20.909	27.672	24.576	96.558	82.849
10	9:58:00.046	1:27.695	24.397	33.936	29.362	77.313	53.133

(65) Kevin STRACHAN

1	9:45:19.771	1:31.024	27.304	34.397	29.323	35.376	64.156
2	9:46:42.086	1:22.315	24.199	31.601	26.515	71.013	67.991
3	9:47:59.947	1:17.861	21.411	29.427	27.023	83.363	79.417
4	9:49:19.658	1:19.711	21.934	29.341	28.436	73.182	75.487
5	9:50:34.733	1:15.075	21.535	28.746	24.794	80.658	76.782

(132) Suzanne BUIST

1	9:45:31.221	1:33.436	30.261	33.833	29.342	38.369	58.507
2	9:46:55.406	1:24.185	24.937	31.554	27.694	80.658	68.338
3	9:48:17.712	1:22.306	24.580	29.873	27.853	76.259	71.391
4	9:49:41.635	1:23.923	24.066	29.887	29.970	85.162	72.314
5	9:51:01.331	1:19.696	23.545	29.936	26.215	79.606	67.649
6	9:52:21.711	1:20.380	21.907	30.449	28.024	95.323	72.943
7	9:53:37.964	1:16.253	22.450	28.710	25.093	77.761	72.549
8	9:54:59.723	1:21.759	22.709	31.403	27.647	98.254	60.841
9	9:56:17.962	1:18.239	21.979	28.033	28.227	87.837	74.070



# Super Lap Scotland - Round 5 AC

Sorted on best lap time

Super Lap Scotland

Knockhill 1.267 miles

Warm Up - Group 2

26/08/2017 09:35

Practice (10:44 Time) started at 10:01:31

Pos	No.	Name	Make/Model	Class Code	Laps	Best Tm	Diff	Best Speed	2nd Best
1	77	Ian BONTHRONE	BMW E46 M3	SLS-D	8	1:03.331		72.016	1:03.699
2	131	Keith COWIE	Seat Leon Supercopa	SLS-C	9	1:04.671	1.340	70.524	1:07.349
3	28	Craig MENZIES	Lotus Exige	SLS-C	9	1:05.436	2.105	69.699	1:05.752
4	34	Blair McCONACHIE	Caterham Superlight R	SLS-C	7	1:05.538	2.207	69.591	1:06.914
5	78	David RYBOWSKI	Subaru Impreza WRX	SLS-D	8	1:08.435	5.104	66.645	1:09.030
6	5	Paul TOMLINSON	Subaru Impreza	SLS-D	8	1:08.669	5.338	66.418	1:09.407
7	21	Marc IRVINE	Ford Focus ST	SLS-D	4	1:09.637	6.306	65.494	1:23.324
8	3	Jean-Luc CARTWRIGHT	Lexus IS-F	SLS-D	8	1:09.653	6.322	65.479	1:11.053
9	42	Alex MILNE	Audi TTRS Plus	SLS-D	7	1:10.561	7.230	64.637	1:11.574
10	35	Stephen HENDERSON	Sylva Riot	SLS-C	4	1:11.783	8.452	63.536	1:12.549
11	45	Euan BEGBIE	Volkswagen Golf	SLS-D	3	1:11.846	8.515	63.481	1:12.797
12	73	Robert DAVEY	Lotus Elise S220 Cup	SLS-D	9	1:13.187	9.856	62.318	1:15.316
13	9	Steven ARKLEY	Westfield Megabusa	SLS-C	6	1:14.581	11.250	61.153	1:16.860
14	76	Robbie WYPER	Mitsubishi Evo 8 MR	SLS-C	9	1:15.706	12.375	60.244	1:16.766
15	11	Christopher CHERRY	Mitsubishi Evo	SLS-D	2	1:20.353	17.022	56.760	1:24.994

Clerk of the Course.

Sig : Time :  
 Chief Timekeeper : Ian Sharp (SMART Timing)

Results available at [www.speedhive.com](http://www.speedhive.com) and [www.smart-timing.co.uk](http://www.smart-timing.co.uk)

Printed: 28/08/2017 17:52:25



Orbits







Bulletin No. \_\_\_\_\_

# Super Lap Scotland - Round 5 AC

Sorted on best lap time

Super Lap Scotland

Knockhill 1.267 miles

Warm Up - Group 3 - AMENDED RESULT

26/08/2017 09:55

Practice (15:00 Time) started at 10:23:40

Pos	No.	Name	Make/Model	Class Code	Laps	Best Tm	Diff	Best Speed	2nd Best
1	51	Colin DORWARD	Mitsubishi Evo 5	SLS-P	9	58.391		78.109	1:02.783
2	46	George RIGBY	Subaru Impreza Spec-C	SLS-B	6	1:03.280	4.889	72.074	1:07.124
3	40	Colin LINKLATER	Subaru Impreza	SLS-P	9	1:03.728	5.337	71.567	1:04.456
4	60	Andy CLOTWORTHY	Subaru Impreza	SLS-B	10	1:04.300	5.909	70.931	1:05.949
5	52	Keith BOYD	Honda Civic	SLS-B	9	1:04.304	5.913	70.926	1:04.984
6	888	Andrew BARBOUR	Subaru Impreza WRX	SLS-P	7	1:04.530	6.139	70.678	1:05.006
7	7	David LONG	Caterham R400	SLS-P	11	1:04.586	6.195	70.617	1:05.875
8	32	John STEVENSON	Subaru Impreza	SLS-A	6	1:05.456	7.065	69.678	1:05.791
9	25	Alastair MOWAT	VW Golf	SLS-A	8	1:07.674	9.283	67.394	1:10.943

Clerk of the Course.

Sig : Time :  
 Chief Timekeeper : Ian Sharp (SMART Timing)

Results available at [www.speedhive.com](http://www.speedhive.com) and [www.smart-timing.co.uk](http://www.smart-timing.co.uk)

Printed: 28/08/2017 17:52:54



Orbits



# Super Lap Scotland - Round 5 AC

## Super Lap Scotland

Knockhill 1.267 miles

### Warm Up - Group 3 - AMENDED RESULT

26/08/2017 09:55

Practice (15:00 Time) started at 10:23:40

Lap	Time of Day	Lap Tm	S1	S2	S3	SFSpd	S1Spd
<b>(51) Colin DORWARD</b>							
1	10:25:27.314	<b>1:26.829</b>	26.796	33.667	26.366	30.868	72.159
2	10:26:41.430	<b>1:14.116</b>	20.570	28.277	25.269	99.272	76.607
3	10:27:54.419	<b>1:12.989</b>	22.555	27.872	22.562	81.441	68.477
4	10:28:57.202	<b>1:02.783</b>	17.806	24.832	20.145	127.824	111.290
5	10:30:05.053	<b>1:07.851</b>	17.666	28.218	21.967	129.551	112.786
6	10:31:08.232	<b>1:03.179</b>	16.523	25.759	20.897	134.484	114.323
7	10:32:14.440	<b>1:06.208</b>	<b>16.199</b>	22.055	27.954	<b>138.652</b>	114.714
8	10:33:21.316	<b>1:06.876</b>	16.426	24.662	25.788	118.356	116.304
9	10:34:19.707	<b>58.391</b>	16.419	<b>21.950</b>	<b>20.022</b>	126.142	<b>120.697</b>

<b>(46) George RIGBY</b>							
1	10:25:32.697	<b>1:24.858</b>	26.049	35.587	23.222	33.304	68.199
2	10:26:39.821	<b>1:07.124</b>	18.161	27.139	21.824	98.111	96.836
3	10:27:43.101	<b>1:03.280</b>	<b>17.352</b>	<b>24.464</b>	<b>21.464</b>	120.697	<b>105.349</b>
4	10:30:32.748	<b>2:49.647</b>	18.549	27.005	2:04.093	122.236	91.677
5	10:31:48.675	<b>1:15.927</b>	22.636	29.543	23.748	47.093	89.358
6	10:33:08.789	<b>1:20.114</b>	23.150	34.342	22.622	98.979	64.651

<b>(40) Colin LINKLATER</b>							
1	10:25:38.541	<b>1:16.926</b>					
2	10:26:52.974	<b>1:14.433</b>					
3	10:27:57.891	<b>1:04.917</b>					
4	10:29:01.619	<b>1:03.728</b>					
5	10:30:06.075	<b>1:04.456</b>					
6	10:31:14.933	<b>1:08.858</b>					
7	10:36:22.447	<b>5:07.514</b>					
8	10:37:32.425	<b>1:09.978</b>					
9	10:38:40.798	<b>1:08.373</b>					

<b>(60) Andy CLOTWORTHY</b>							
1	10:25:20.082	<b>1:25.157</b>	26.674			33.571	58.918
2	10:26:28.567	<b>1:08.485</b>	18.852	27.780	21.853	110.193	92.181
3	10:27:34.516	<b>1:05.949</b>	18.171	26.144	21.634	112.220	101.371
4	10:28:47.416	<b>1:12.900</b>	19.234			117.940	85.596
5	10:30:01.573	<b>1:14.157</b>	21.801			113.742	73.422
6	10:31:09.021	<b>1:07.448</b>	18.514	26.391	22.543	118.565	104.043
7	10:32:19.115	<b>1:10.094</b>	18.484	28.213	23.397	114.714	84.625
8	10:33:23.415	<b>1:04.300</b>	<b>17.848</b>	<b>24.917</b>	<b>21.535</b>	122.236	<b>106.015</b>
9	10:34:35.265	<b>1:11.850</b>	19.901	28.582	23.367	<b>123.587</b>	78.397
10	10:35:53.523	<b>1:18.258</b>	22.477	30.622	25.159	108.941	70.640

<b>(52) Keith BOYD</b>							
1	10:25:18.865	<b>1:26.352</b>	28.086			34.879	54.470
2	10:26:28.136	<b>1:09.271</b>	19.278			119.409	96.697
3	10:30:45.687	<b>4:17.551</b>	22.247			103.402	76.519
4	10:31:58.471	<b>1:12.784</b>	20.958			46.377	96.976
5	10:33:13.755	<b>1:15.284</b>	22.834			61.510	86.257
6	10:34:18.739	<b>1:04.984</b>	18.458			<b>121.572</b>	<b>98.979</b>
7	10:35:33.144	<b>1:14.405</b>	21.502			119.621	63.369
8	10:36:37.448	<b>1:04.304</b>	<b>17.858</b>			121.572	98.833
9	10:37:56.878	<b>1:19.430</b>	22.442			116.709	60.457

<b>(888) Andrew BARBOUR</b>							
1	10:25:16.755	<b>1:24.243</b>					
2	10:26:26.373	<b>1:09.618</b>					
3	10:27:32.478	<b>1:06.105</b>					
4	10:28:37.484	<b>1:05.006</b>					
5	10:34:15.156	<b>5:37.672</b>					
6	10:35:40.490	<b>1:25.334</b>					
7	10:36:45.020	<b>1:04.530</b>					

<b>(7) David LONG</b>							
1	10:25:23.275	<b>1:26.430</b>	26.159	34.359	25.912	38.926	57.406
2	10:26:32.708	<b>1:09.433</b>	20.079	26.677	22.677	101.371	84.095
3	10:27:40.311	<b>1:07.603</b>	18.918	26.636	22.049	115.903	85.487
4	10:28:48.927	<b>1:08.616</b>	18.210	26.977	23.429	123.815	92.818
5	10:30:00.640	<b>1:11.713</b>	18.770	28.838	24.105	117.733	92.690
6	10:31:06.515	<b>1:05.875</b>	<b>17.719</b>	25.268	22.888	124.968	98.398
7	10:32:18.684	<b>1:12.169</b>	20.054	26.974	25.141	116.709	72.314
8	10:33:28.694	<b>1:10.010</b>	20.730	27.032	22.248	91.303	84.839
9	10:34:36.329	<b>1:07.635</b>	17.940	26.571	23.124	124.044	<b>102.298</b>
10	10:35:44.778	<b>1:08.449</b>	20.020	26.225	22.204	114.323	91.303

Clerk of the Course.

Sig : Time :  
 Chief Timekeeper : Ian Sharp (SMART Timing)  
 Results available at [www.speedhive.com](http://www.speedhive.com) and [www.smart-timing.co.uk](http://www.smart-timing.co.uk)

Orbits





# Super Lap Scotland - Round 5 AC

Sorted on best lap time

Super Lap Scotland

Knockhill 1.267 miles

Warm Up - Overall

26/08/2017 09:15

Practice (15:00 Time) started at 9:43:00

Pos	No.	Name	Make/Model	Class Code	Laps	Best Tm	Diff	Best Speed	2nd Best
1	51	Colin DORWARD	Mitsubishi Evo 5	SLS-P	9	58.391		78.109	1:02.783
2	46	George RIGBY	Subaru Impreza Spec-C	SLS-B	6	1:03.280	4.889	72.074	1:07.124
3	77	Ian BONTHRONE	BMW E46 M3	SLS-D	8	1:03.331	4.940	72.016	1:03.699
4	6	Michael FOSTER	Renault Clio 172	SLS-E	13	1:03.999	5.608	71.264	1:04.309
5	60	Andy CLOTWORTHY	Subaru Impreza	SLS-B	10	1:04.300	5.909	70.931	1:05.949
6	31	Stephen MacFARLANE	Subaru Impreza	SLS-E	9	1:04.335	5.944	70.892	1:04.603
7	7	David LONG	Caterham R400	SLS-P	11	1:04.586	6.195	70.617	1:05.875
8	131	Keith COWIE	Seat Leon Supercopa	SLS-C	9	1:04.671	6.280	70.524	1:07.349
9	83	Fraser JAMIESON	Renault Clio 172 Ph1	SLS-E	11	1:05.127	6.736	70.030	1:05.157
10	28	Craig MENZIES	Lotus Exige	SLS-C	9	1:05.436	7.045	69.699	1:05.752
11	32	John STEVENSON	Subaru Impreza	SLS-A	6	1:05.456	7.065	69.678	1:05.791
12	13	Lewis SKENE	Renault Megane RS	SLS-E	13	1:05.506	7.115	69.625	1:05.516
13	34	Blair McCONACHIE	Caterham Superlight R	SLS-C	8	1:05.538	7.147	69.591	1:06.914
14	12	James McELENY	Subaru Impreza	SLS-E	9	1:06.167	7.776	68.929	1:07.478
15	41	Neil METHVEN	Renault Clio 182	SLS-F	11	1:06.690	8.299	68.389	1:07.358
16	15	Craig WALLACE	Renault Sport Megane	SLS-E	12	1:06.808	8.417	68.268	1:08.663
17	38	Chris HISLOP	Renault Clio 197	SLS-F	12	1:06.957	8.566	68.116	1:07.005
18	81	Ian PITMAN	Mini Cooper S JCW	SLS-E	11	1:06.992	8.601	68.080	1:07.197
19	67	Marshall WISHART	Mazda RX8	SLS-F	12	1:07.367	8.976	67.701	1:08.050
20	25	Alastair MOWAT	VW Golf	SLS-A	8	1:07.674	9.283	67.394	1:10.943
21	43	Stuart BUCHAN	Renault Clio 172 Cup	SLS-E	11	1:07.796	9.405	67.273	1:08.083
22	54	Steven McNAB	Renault Clio	SLS-E	10	1:07.930	9.539	67.140	1:08.271
23	94	Jonathan SCRIMGEOUR	Vauxhall Astra VXR	SLS-E	9	1:08.090	9.699	66.983	1:09.153
24	78	David RYBOWSKI	Subaru Impreza WRX	SLS-D	8	1:08.435	10.044	66.645	1:09.030
25	5	Paul TOMLINSON	Subaru Impreza	SLS-D	8	1:08.669	10.278	66.418	1:09.407
26	103	Stuart ROBERTSON	Renault Clio	SLS-E	3	1:08.975	10.584	66.123	1:11.114
27	21	Marc IRVINE	Ford Focus ST	SLS-D	4	1:09.637	11.246	65.494	1:23.324
28	3	Jean-Luc CARTWRIGHT	Lexus IS-F	SLS-D	8	1:09.653	11.262	65.479	1:11.053
29	113	Alistair BAPTIE	Seat Leon	SLS-E	8	1:09.970	11.579	65.183	1:10.073
30	68	Jason OGG	Honda Civic Type R	SLS-E	11	1:10.049	11.658	65.109	1:12.568
31	53	Jamie GOUDIE	Mazda MX5	SLS-E	11	1:10.297	11.906	64.880	1:11.844
32	42	Alex MILNE	Audi TTRS Plus	SLS-D	8	1:10.561	12.170	64.637	1:11.574
33	88	Martin BROWN	Subaru Impreza WRX	SLS-F	11	1:10.771	12.380	64.445	1:13.945
34	35	Stephen HENDERSON	Sylva Riot	SLS-C	4	1:11.783	13.392	63.536	1:12.549
35	45	Euan BEGBIE	Volkswagen Golf	SLS-D	3	1:11.846	13.455	63.481	1:12.797
36	48	Colin DUTHIE	Audi A3 3.2	SLS-F	10	1:11.943	13.552	63.395	1:12.638
37	73	Robert DAVEY	Lotus Elise S220 Cup	SLS-D	9	1:13.187	14.796	62.318	1:15.316
38	9	Steven ARKLEY	Westfield Megabusa	SLS-C	6	1:14.581	16.190	61.153	1:16.860
39	65	Kevin STRACHAN	Renault Clio	SLS-F	5	1:15.075	16.684	60.750	1:17.861
40	76	Robbie WYPER	Mitsubishi Evo 8 MR	SLS-C	9	1:15.706	17.315	60.244	1:16.766
41	132	Suzanne BUIST	Mini Cooper S	SLS-F	9	1:16.253	17.862	59.812	1:18.239
42	11	Christopher CHERRY	Mitsubishi Evo	SLS-D	2	1:20.353	21.962	56.760	1:24.994

Clerk of the Course.

Orbits

Sig : Time :  
Chief Timekeeper : Ian Sharp (SMART Timing)

Results available at [www.speedhive.com](http://www.speedhive.com) and [www.smart-timing.co.uk](http://www.smart-timing.co.uk)





# Super Lap Scotland - Round 5 AC

Sorted on best lap time

Super Lap Scotland

Knockhill 1.267 miles

Warm Up - Overall

26/08/2017 09:15

Practice (15:00 Time) started at 9:43:00


Pos	No.	Name	Make/Model	Class Code	Laps	Best Tm	Diff	Best Speed	2nd Best
<b>Super Lap Scotland (A)</b>									
1	32	John STEVENSON	Subaru Impreza	SLS-A	6	1:05.456		69.678	1:05.791
2	25	Alastair MOWAT	VW Golf	SLS-A	8	1:07.674	2.218	67.394	1:10.943
<b>Super Lap Scotland (B)</b>									
1	46	George RIGBY	Subaru Impreza Spec-C	SLS-B	6	1:03.280		72.074	1:07.124
2	60	Andy CLOTWORTHY	Subaru Impreza	SLS-B	10	1:04.300	1.020	70.931	1:05.949
<b>Super Lap Scotland (C)</b>									
1	131	Keith COWIE	Seat Leon Supercopa	SLS-C	9	1:04.671		70.524	1:07.349
2	28	Craig MENZIES	Lotus Exige	SLS-C	9	1:05.436	0.765	69.699	1:05.752
3	34	Blair McCONACHIE	Caterham Superlight R	SLS-C	8	1:05.538	0.867	69.591	1:06.914
4	35	Stephen HENDERSON	Sylva Riot	SLS-C	4	1:11.783	7.112	63.536	1:12.549
5	9	Steven ARKLEY	Westfield Megabusa	SLS-C	6	1:14.581	9.910	61.153	1:16.860
6	76	Robbie WYPER	Mitsubishi Evo 8 MR	SLS-C	9	1:15.706	11.035	60.244	1:16.766
<b>Super Lap Scotland (D)</b>									
1	77	Ian BONTHRONE	BMW E46 M3	SLS-D	8	1:03.331		72.016	1:03.699
2	78	David RYBOWSKI	Subaru Impreza WRX	SLS-D	8	1:08.435	5.104	66.645	1:09.030
3	5	Paul TOMLINSON	Subaru Impreza	SLS-D	8	1:08.669	5.338	66.418	1:09.407
4	21	Marc IRVINE	Ford Focus ST	SLS-D	4	1:09.637	6.306	65.494	1:23.324
5	3	Jean-Luc CARTWRIGHT	Lexus IS-F	SLS-D	8	1:09.653	6.322	65.479	1:11.053
6	42	Alex MILNE	Audi TTRS Plus	SLS-D	8	1:10.561	7.230	64.637	1:11.574
7	45	Euan BEGBIE	Volkswagen Golf	SLS-D	3	1:11.846	8.515	63.481	1:12.797
8	73	Robert DAVEY	Lotus Elise S220 Cup	SLS-D	9	1:13.187	9.856	62.318	1:15.316
9	11	Christopher CHERRY	Mitsubishi Evo	SLS-D	2	1:20.353	17.022	56.760	1:24.994
<b>Super Lap Scotland (E)</b>									
1	6	Michael FOSTER	Renault Clio 172	SLS-E	13	1:03.999		71.264	1:04.309
2	31	Stephen MacFARLANE	Subaru Impreza	SLS-E	9	1:04.335	0.336	70.892	1:04.603
3	83	Fraser JAMIESON	Renault Clio 172 Ph1	SLS-E	11	1:05.127	1.128	70.030	1:05.157
4	13	Lewis SKENE	Renault Megane RS	SLS-E	13	1:05.506	1.507	69.625	1:05.516
5	12	James McELENY	Subaru Impreza	SLS-E	9	1:06.167	2.168	68.929	1:07.478
6	15	Craig WALLACE	Renault Sport Megane	SLS-E	12	1:06.808	2.809	68.268	1:08.663
7	81	Ian PITMAN	Mini Cooper S JCW	SLS-E	11	1:06.992	2.993	68.080	1:07.197
8	43	Stuart BUCHAN	Renault Clio 172 Cup	SLS-E	11	1:07.796	3.797	67.273	1:08.083
9	54	Steven McNAB	Renault Clio	SLS-E	10	1:07.930	3.931	67.140	1:08.271
10	94	Jonathan SCRIMGEOUR	Vauxhall Astra VXR	SLS-E	9	1:08.090	4.091	66.983	1:09.153
11	103	Stuart ROBERTSON	Renault Clio	SLS-E	3	1:08.975	4.976	66.123	1:11.114
12	113	Alistair BAPTIE	Seat Leon	SLS-E	8	1:09.970	5.971	65.183	1:10.073
13	68	Jason OGG	Honda Civic Type R	SLS-E	11	1:10.049	6.050	65.109	1:12.568
14	53	Jamie GOUDIE	Mazda MX5	SLS-E	11	1:10.297	6.298	64.880	1:11.844

Clerk of the Course.

Orbits

Sig : Time :  
Chief Timekeeper : Ian Sharp (SMART Timing)

Results available at [www.speedhive.com](http://www.speedhive.com) and [www.smart-timing.co.uk](http://www.smart-timing.co.uk)





# Super Lap Scotland - Round 5 AC

Sorted on best lap time

Super Lap Scotland

Knockhill 1.267 miles

Warm Up - Overall

26/08/2017 09:15

Practice (15:00 Time) started at 9:43:00


Pos	No.	Name	Make/Model	Class Code	Laps	Best Tm	Diff	Best Speed	2nd Best
<b>Super Lap Scotland (F)</b>									
1	41	Neil METHVEN	Renault Clio 182	SLS-F	11	1:06.690		68.389	1:07.358
2	38	Chris HISLOP	Renault Clio 197	SLS-F	12	1:06.957	0.267	68.116	1:07.005
3	67	Marshall WISHART	Mazda RX8	SLS-F	12	1:07.367	0.677	67.701	1:08.050
4	88	Martin BROWN	Subaru Impreza WRX	SLS-F	11	1:10.771	4.081	64.445	1:13.945
5	48	Colin DUTHIE	Audi A3 3.2	SLS-F	10	1:11.943	5.253	63.395	1:12.638
6	65	Kevin STRACHAN	Renault Clio	SLS-F	5	1:15.075	8.385	60.750	1:17.861
7	132	Suzanne BUIST	Mini Cooper S	SLS-F	9	1:16.253	9.563	59.812	1:18.239
<b>Super Lap Scotland (Pro)</b>									
1	51	Colin DORWARD	Mitsubishi Evo 5	SLS-P	9	58.391		78.109	1:02.783
2	7	David LONG	Caterham R400	SLS-P	11	1:04.586	6.195	70.617	1:05.875

Clerk of the Course.

Orbits

Sig : Time :  
Chief Timekeeper : Ian Sharp (SMART Timing)

Results available at [www.speedhive.com](http://www.speedhive.com) and [www.smart-timing.co.uk](http://www.smart-timing.co.uk)





# Super Lap Scotland - Round 5 AC

Sorted on best lap time

Super Lap Scotland

Knockhill 1.267 miles

Practice - Group 1

26/08/2017 11:00

Practice (15:00 Time) started at 11:03:23

Pos	No.	Name	Make/Model	Class Code	Laps	Best Tm	Diff	Best Speed	2nd Best
1	31	Stephen MacFARLANE	Subaru Impreza	SLS-E	9	1:00.086		75.905	1:00.230
2	83	Fraser JAMIESON	Renault Clio 172 Ph1	SLS-E	8	1:00.272	0.186	75.671	1:00.618
3	13	Lewis SKENE	Renault Megane RS	SLS-E	8	1:00.972	0.886	74.802	1:01.514
4	6	Michael FOSTER	Renault Clio 172	SLS-E	8	1:01.603	1.517	74.036	1:02.134
5	54	Steven McNAB	Renault Clio	SLS-E	7	1:01.649	1.563	73.981	1:02.667
6	15	Craig WALLACE	Renault Sport Megane	SLS-E	9	1:01.655	1.569	73.974	1:01.865
7	43	Stuart BUCHAN	Renault Clio 172 Cup	SLS-E	9	1:02.699	2.613	72.742	1:02.894
8	94	Jonathan SCRIMGEOUR	Vauxhall Astra VXR	SLS-E	8	1:02.744	2.658	72.690	1:02.866
9	53	Jamie GOUDIE	Mazda MX5	SLS-E	9	1:03.309	3.223	72.041	1:03.309
10	38	Chris HISLOP	Renault Clio 197	SLS-F	8	1:03.374	3.288	71.967	1:04.900
11	41	Neil METHVEN	Renault Clio 182	SLS-F	6	1:03.972	3.886	71.294	1:04.235
12	88	Martin BROWN	Subaru Impreza WRX	SLS-F	8	1:04.505	4.419	70.705	1:08.305
13	81	Ian PITMAN	Mini Cooper S JCW	SLS-E	8	1:04.745	4.659	70.443	1:05.862
14	65	Kevin STRACHAN	Renault Clio	SLS-F	8	1:05.065	4.979	70.097	1:05.499
15	48	Colin DUTHIE	Audi A3 3.2	SLS-F	8	1:05.184	5.098	69.969	1:06.575
16	113	Alistair BAPTIE	Seat Leon	SLS-E	8	1:05.382	5.296	69.757	1:05.383
17	12	James McELENY	Subaru Impreza	SLS-E	3	1:05.437	5.351	69.698	1:07.348
18	68	Jason OGG	Honda Civic Type R	SLS-E	8	1:06.151	6.065	68.946	1:06.169
19	103	Stuart ROBERTSON	Renault Clio	SLS-E	2	1:08.168	8.082	66.906	2:03.832
20	132	Suzanne BUIST	Mini Cooper S	SLS-F	8	1:11.104	11.018	64.143	1:12.252
21	67	Marshall WISHART	Mazda RX8	SLS-F				-	

Clerk of the Course.

Sig : Time :  
Chief Timekeeper : Ian Sharp (SMART Timing)

Results available at [www.speedhive.com](http://www.speedhive.com) and [www.smart-timing.co.uk](http://www.smart-timing.co.uk)

Orbits





# Super Lap Scotland - Round 5 AC

Super Lap Scotland

Knockhill 1.267 miles

Practice - Group 1

26/08/2017 11:00

Practice (15:00 Time) started at 11:03:23

Lap	Time of Day	Lap Tm	S1	S2	S3	SFSpd	S1Spd	Lap	Time of Day	Lap Tm	S1	S2	S3	SFSpd	S1Spd
6	11:11:09.719	<b>1:06.575</b>	20.095	24.565	21.915	103.561	77.491								
7	11:12:16.412	<b>1:06.693</b>	20.095	<b>24.557</b>	22.041	103.721	88.183								
8	11:13:23.017	<b>1:06.605</b>	19.338	25.022	22.245	<b>104.366</b>	89.358								

(113) Alistair BAPTIE

1	11:05:09.173	<b>1:15.161</b>	24.859	27.648	22.654	36.079	77.491
2	11:06:21.125	<b>1:11.952</b>	20.390	29.821	21.741	97.117	79.511
3	11:07:28.166	<b>1:07.041</b>	20.330	25.118	21.593	101.678	83.467
4	11:08:34.448	<b>1:06.282</b>	19.917	24.530	21.835	103.084	83.363
5	11:09:39.830	<b>1:05.382</b>	19.516	24.274	21.592	104.204	84.095
6	11:10:45.948	<b>1:06.118</b>	19.673	25.020	<b>21.425</b>	104.529	84.306
7	11:11:51.695	<b>1:05.747</b>	19.580	24.741	21.426	<b>106.183</b>	74.813
8	11:12:57.078	<b>1:05.383</b>	19.406	24.492	21.485	105.515	84.732

(12) James McELENY

1	11:05:08.358	<b>1:18.257</b>	25.108	29.453	23.696	33.722	69.977
2	11:06:15.706	<b>1:07.348</b>	18.745	25.434	23.169	<b>99.714</b>	<b>88.767</b>
3	11:07:21.143	<b>1:05.437</b>	19.381	<b>24.448</b>	<b>21.608</b>	98.833	85.706

(68) Jason OGG

1	11:04:58.647	<b>1:20.749</b>	25.410	32.395	22.944	46.186	56.063
2	11:06:17.885	<b>1:19.238</b>	19.656	31.778	27.804	101.678	87.040
3	11:07:33.659	<b>1:15.774</b>	23.098	29.565	23.111	70.491	73.182
4	11:08:44.065	<b>1:10.406</b>	19.646	27.984	22.776	104.204	83.780
5	11:09:51.485	<b>1:07.420</b>	20.752	24.560	<b>22.108</b>	88.767	85.925
6	11:10:57.654	<b>1:06.169</b>	<b>19.512</b>	24.253	22.404	<b>104.529</b>	<b>88.299</b>
7	11:12:15.181	<b>1:17.527</b>	23.100	30.069	24.358	99.714	72.081
8	11:13:21.332	<b>1:06.151</b>	19.530	24.498	22.123	103.882	88.068

(103) Stuart ROBERTSON

1	11:09:41.919	<b>2:03.832</b>	<b>21.581</b>	26.599	1:15.652	42.446	<b>90.077</b>
2	11:10:50.087	<b>1:08.168</b>	22.081	<b>24.364</b>	<b>21.723</b>	45.343	70.196

(132) Suzanne BUIST

1	11:05:39.431	<b>1:25.442</b>	28.938	30.968	25.536	31.850	62.659
2	11:06:56.815	<b>1:17.384</b>	22.836	30.300	24.248	86.702	65.535
3	11:08:11.440	<b>1:14.625</b>	22.295	27.837	24.493	98.688	67.923
4	11:09:23.692	<b>1:12.252</b>	21.562	27.258	<b>23.432</b>	79.795	75.914
5	11:10:34.796	<b>1:11.104</b>	<b>20.602</b>	<b>26.631</b>	23.871	<b>103.561</b>	75.148
6	11:11:53.279	<b>1:18.483</b>	21.973	27.191	29.319	79.795	<b>76.870</b>
7	11:13:06.844	<b>1:13.565</b>	21.389	27.435	24.741	87.266	76.172
8	11:14:21.882	<b>1:15.038</b>	22.567	28.323	24.148	82.139	66.575

Clerk of the Course.

Sig : Time :  
Chief Timekeeper : Ian Sharp (SMART Timing)

Results available at [www.speedhive.com](http://www.speedhive.com) and [www.smart-timing.co.uk](http://www.smart-timing.co.uk)

Printed: 28/08/2017 17:53:32

Orbits







Bulletin No. \_\_\_\_\_

# Super Lap Scotland - Round 5 AC

Sorted on best lap time

Super Lap Scotland

Knockhill 1.267 miles

Practice - Group 2

26/08/2017 11:20

Practice (15:00 Time) started at 11:24:18

Pos	No.	Name	Make/Model	Class Code	Laps	Best Tm	Diff	Best Speed	2nd Best
1	131	Keith COWIE	Seat Leon Supercopa	SLS-C	8	56.349		80.939	56.783
2	34	Blair McCONACHIE	Caterham Superlight R	SLS-C	13	57.042	0.693	79.956	57.230
3	76	Robbie WYPER	Mitsubishi Evo 8 MR	SLS-C	12	57.646	1.297	79.118	57.994
4	77	Ian BONTHRONE	BMW E46 M3	SLS-D	9	58.349	2.000	78.165	58.710
5	78	David RYBOWSKI	Subaru Impreza WRX	SLS-D	8	1:00.065	3.716	75.932	1:00.276
6	5	Paul TOMLINSON	Subaru Impreza	SLS-D	4	1:00.587	4.238	75.278	1:02.264
7	28	Craig MENZIES	Lotus Exige	SLS-C	13	1:00.788	4.439	75.029	1:00.909
8	45	Euan BEGBIE	Volkswagen Golf	SLS-D	7	1:01.461	5.112	74.207	1:02.658
9	9	Steven ARKLEY	Westfield Megabusa	SLS-C	8	1:01.931	5.582	73.644	1:02.646
10	21	Marc IRVINE	Ford Focus ST	SLS-D	11	1:02.694	6.345	72.748	1:02.804
11	42	Alex MILNE	Audi TTRS Plus	SLS-D	4	1:02.912	6.563	72.496	1:03.248
12	3	Jean-Luc CARTWRIGHT	Lexus IS-F	SLS-D	9	1:03.078	6.729	72.305	1:03.857
13	73	Robert DAVEY	Lotus Elise S220 Cup	SLS-D	12	1:06.968	10.619	68.105	1:07.062

Clerk of the Course.

Orbits

Sig : Time :  
Chief Timekeeper : Ian Sharp (SMART Timing)

Results available at [www.speedhive.com](http://www.speedhive.com) and [www.smart-timing.co.uk](http://www.smart-timing.co.uk)







Bulletin No. \_\_\_\_\_

# Super Lap Scotland - Round 5 AC

Sorted on best lap time

Super Lap Scotland

Knockhill 1.267 miles

Practice - Group 3

26/08/2017 11:40

Practice (15:00 Time) started at 11:41:11

Pos	No.	Name	Make/Model	Class Code	Laps	Best Tm	Diff	Best Speed	2nd Best
1	51	Colin DORWARD	Mitsubishi Evo 5	SLS-P	8	53.239		85.667	54.315
2	46	George RIGBY	Subaru Impreza Spec-C	SLS-B	8	55.409	2.170	82.312	55.460
3	7	David LONG	Caterham R400	SLS-P	11	55.446	2.207	82.257	55.594
4	32	John STEVENSON	Subaru Impreza	SLS-A	10	55.673	2.434	81.922	55.735
5	40	Colin LINKLATER	Subaru Impreza	SLS-P	7	56.540	3.301	80.666	56.658
6	25	Alastair MOWAT	VW Golf	SLS-A	8	57.398	4.159	79.460	57.764
7	888	Andrew BARBOUR	Subaru Legacy GL	Guest	5	58.093	4.854	78.509	59.380
8	60	Andy CLOTWORTHY	Subaru Impreza	SLS-B	6	1:02.750	9.511	72.683	1:02.973

Clerk of the Course.

Orbits

Sig : Time :  
 Chief Timekeeper : Ian Sharp (SMART Timing)

Results available at [www.speedhive.com](http://www.speedhive.com) and [www.smart-timing.co.uk](http://www.smart-timing.co.uk)



# Super Lap Scotland - Round 5 AC

Super Lap Scotland

Knockhill 1.267 miles

Practice - Group 3

26/08/2017 11:40

Practice (15:00 Time) started at 11:41:11

Lap	Time of Day	Lap Tm	S1	S2	S3	SFSpd	S1Spd
<b>(51) Colin DORWARD</b>							
1	11:42:37.076	<b>1:13.243</b>	22.628	27.588	23.027	47.192	78.488
2	11:43:39.270	<b>1:02.194</b>	19.126	23.558	19.510	101.678	88.767
3	11:44:34.753	<b>55.483</b>	15.809	21.090	18.584	135.571	118.356
4	11:45:30.498	<b>55.745</b>	15.528	22.180	18.037	138.939	121.792
5	11:46:43.659	<b>1:13.161</b>	19.478	34.317	19.366	128.805	75.233
6	11:47:37.974	<b>54.315</b>	<b>14.777</b>	20.865	18.673	<b>146.844</b>	<b>126.142</b>
7	11:48:32.877	<b>54.903</b>	15.126	20.567	19.210	145.570	124.044
8	11:49:26.116	<b>53.239</b>	14.996	<b>20.503</b>	<b>17.740</b>	142.177	123.815

<b>(46) George RIGBY</b>							
1	11:43:10.349	<b>1:16.084</b>	24.627	31.071	20.386	44.063	63.912
2	11:44:14.151	<b>1:03.802</b>	18.193	23.413	22.196	124.044	96.836
3	11:45:21.621	<b>1:07.470</b>	21.630	26.078	19.762	94.120	85.487
4	11:46:17.538	<b>55.917</b>	16.229	21.023	18.665	125.905	<b>109.296</b>
5	11:49:15.697	<b>2:58.159</b>	18.216	23.225	2:16.718	<b>126.142</b>	102.142
6	11:50:19.357	<b>1:03.660</b>	19.110	24.951	19.599	57.455	94.518
7	11:51:14.817	<b>55.460</b>	<b>15.876</b>			126.142	108.941
8	11:52:10.226	<b>55.409</b>	15.935	<b>20.983</b>	<b>18.491</b>	125.670	109.296

<b>(7) David LONG</b>							
1	11:42:30.250	<b>1:11.442</b>	23.322	26.219	21.901	45.466	81.146
2	11:43:32.906	<b>1:02.656</b>	17.401	24.165	21.090	116.103	103.084
3	11:44:31.104	<b>58.198</b>	16.414	22.390	19.394	128.805	105.184
4	11:45:28.963	<b>57.859</b>	15.927	22.588	19.344	132.886	104.856
5	11:46:24.866	<b>55.903</b>	15.894	21.361	18.648	131.584	112.220
6	11:47:20.460	<b>55.594</b>	<b>15.720</b>	21.430	18.444	133.150	112.033
7	11:48:37.524	<b>1:17.064</b>	20.312	30.431	26.321	132.886	66.312
8	11:49:37.762	<b>1:00.238</b>	18.253	22.498	19.487	110.193	97.399
9	11:50:43.365	<b>1:05.603</b>	19.918	25.801	19.884	126.857	64.651
10	11:51:42.269	<b>58.904</b>	15.794	21.879	21.231	131.842	114.910
11	11:52:37.715	<b>55.446</b>	15.954	<b>21.281</b>	<b>18.211</b>	123.815	<b>115.305</b>

<b>(32) John STEVENSON</b>							
1	11:43:13.798	<b>1:10.172</b>	24.351	25.446	20.375	39.198	79.985
2	11:44:15.664	<b>1:01.866</b>	16.429	24.740	20.697	140.099	105.681
3	11:45:15.654	<b>59.990</b>	16.986	23.440	19.564	124.735	113.166
4	11:46:14.065	<b>58.411</b>	16.046	22.753	19.612	139.227	116.709
5	11:47:32.089	<b>1:18.024</b>	20.443	30.996	26.585	138.081	56.919
6	11:48:42.059	<b>1:09.970</b>	22.448	28.590	18.932	69.686	67.041
7	11:49:37.794	<b>55.735</b>	<b>15.498</b>	21.446	18.791	<b>143.699</b>	<b>122.236</b>
8	11:51:30.008	<b>1:52.214</b>	18.949	28.148	1:05.117	140.687	62.484
9	11:52:35.469	<b>1:05.461</b>	18.180	28.040	19.241	44.679	90.686
10	11:53:31.142	<b>55.673</b>	15.618	<b>21.278</b>	<b>18.777</b>	142.782	121.572

<b>(40) Colin LINKLATER</b>							
1	11:42:54.541	<b>1:08.386</b>	21.069			49.199	80.755
2	11:43:52.707	<b>58.166</b>	16.268			137.798	107.890
3	11:44:50.326	<b>57.619</b>	16.122			138.652	99.419
4	11:45:46.984	<b>56.658</b>	16.141			<b>139.808</b>	104.692
5	11:50:45.442	<b>4:58.458</b>	19.216			138.652	73.022
6	11:51:51.678	<b>1:06.236</b>	19.988			48.279	78.857
7	11:52:48.218	<b>56.540</b>	<b>15.821</b>			138.939	<b>111.105</b>

<b>(25) Alastair MOWAT</b>							
1	11:43:21.090	<b>1:19.524</b>	26.764	28.163	24.597	35.620	62.776
2	11:44:29.183	<b>1:08.093</b>	21.613	25.440	21.040	87.266	68.828
3	11:45:28.968	<b>59.785</b>	17.301	22.504	19.980	110.556	97.824
4	11:46:32.210	<b>1:03.242</b>	17.621	24.708	20.913	112.033	88.884
5	11:47:29.974	<b>57.764</b>	16.506	21.885	19.373	120.697	<b>108.764</b>
6	11:51:06.774	<b>3:36.800</b>	16.727	22.785	2:57.288	<b>122.014</b>	107.544
7	11:52:09.697	<b>1:02.923</b>	20.871	22.703	<b>19.349</b>	43.747	90.077
8	11:53:07.095	<b>57.398</b>	<b>16.377</b>	<b>21.431</b>	19.590	121.572	107.372

<b>(888) Andrew BARBOUR</b>							
1	11:43:08.327	<b>1:17.594</b>	25.819			48.806	75.828
2	11:44:19.823	<b>1:11.496</b>	21.376			116.912	65.343
3	11:45:19.203	<b>59.380</b>	16.859			124.504	103.402
4	11:46:17.296	<b>58.093</b>	<b>16.428</b>			<b>131.070</b>	<b>116.912</b>
5	11:47:17.605	<b>1:00.309</b>	16.557			130.814	107.544

<b>(60) Andy CLOTWORTHY</b>							
1	11:45:03.984	<b>3:34.885</b>	24.881			43.073	79.323

Clerk of the Course.

Sig : Time :  
Chief Timekeeper : Ian Sharp (SMART Timing)

Results available at [www.speedhive.com](http://www.speedhive.com) and [www.smart-timing.co.uk](http://www.smart-timing.co.uk)

Printed: 28/08/2017 17:54:25

Orbits





# Super Lap Scotland - Round 5 AC

Sorted on best lap time

Super Lap Scotland

Knockhill 1.267 miles

Practice - Overall

26/08/2017 11:00

Practice started at 11:03:29

Pos	No.	Name	Make/Model	Class Code	Laps	Best Tm	Diff	Best Speed	2nd Best
1	51	Colin DORWARD	Mitsubishi Evo 5	SLS-P	8	53.239		85.667	54.315
2	46	George RIGBY	Subaru Impreza Spec-C	SLS-B	8	55.409	2.170	82.312	55.460
3	7	David LONG	Caterham R400	SLS-P	11	55.446	2.207	82.257	55.594
4	32	John STEVENSON	Subaru Impreza	SLS-A	10	55.673	2.434	81.922	55.735
5	131	Keith COWIE	Seat Leon Supercopa	SLS-C	8	56.349	3.110	80.939	56.783
6	40	Colin LINKLATER	Subaru Impreza	SLS-P	7	56.540	3.301	80.666	56.658
7	34	Blair McCONACHIE	Caterham Superlight R	SLS-C	13	57.042	3.803	79.956	57.230
8	25	Alastair MOWAT	VW Golf	SLS-A	8	57.398	4.159	79.460	57.764
9	76	Robbie WYPER	Mitsubishi Evo 8 MR	SLS-C	12	57.646	4.407	79.118	57.994
10	888	Andrew BARBOUR	Subaru Legacy GL	Guest	5	58.093	4.854	78.509	59.380
11	77	Ian BONTHRONE	BMW E46 M3	SLS-D	9	58.349	5.110	78.165	58.710
12	78	David RYBOWSKI	Subaru Impreza WRX	SLS-D	8	1:00.065	6.826	75.932	1:00.276
13	31	Stephen MacFARLANE	Subaru Impreza	SLS-E	9	1:00.086	6.847	75.905	1:00.230
14	83	Fraser JAMIESON	Renault Clio 172 Ph1	SLS-E	9	1:00.272	7.033	75.671	1:00.618
15	5	Paul TOMLINSON	Subaru Impreza	SLS-D	4	1:00.587	7.348	75.278	1:02.264
16	28	Craig MENZIES	Lotus Exige	SLS-C	13	1:00.788	7.549	75.029	1:00.909
17	13	Lewis SKENE	Renault Megane RS	SLS-E	7	1:00.972	7.733	74.802	1:01.514
18	45	Euan BEGBIE	Volkswagen Golf	SLS-D	7	1:01.461	8.222	74.207	1:02.658
19	6	Michael FOSTER	Renault Clio 172	SLS-E	8	1:01.603	8.364	74.036	1:02.134
20	54	Steven McNAB	Renault Clio	SLS-E	7	1:01.649	8.410	73.981	1:02.667
21	15	Craig WALLACE	Renault Sport Megane	SLS-E	9	1:01.655	8.416	73.974	1:01.865
22	9	Steven ARKLEY	Westfield Megabusa	SLS-C	8	1:01.931	8.692	73.644	1:02.646
23	21	Marc IRVINE	Ford Focus ST	SLS-D	11	1:02.694	9.455	72.748	1:02.804
24	43	Stuart BUCHAN	Renault Clio 172 Cup	SLS-E	9	1:02.699	9.460	72.742	1:02.894
25	94	Jonathan SCRIMGEOUR	Vauxhall Astra VXR	SLS-E	8	1:02.744	9.505	72.690	1:02.866
26	60	Andy CLOTWORTHY	Subaru Impreza	SLS-B	6	1:02.750	9.511	72.683	1:02.973
27	42	Alex MILNE	Audi TTRS Plus	SLS-D	4	1:02.912	9.673	72.496	1:03.248
28	88	Martin BROWN	Subaru Impreza WRX	SLS-F	9	1:03.011	9.772	72.382	1:04.505
29	3	Jean-Luc CARTWRIGHT	Lexus IS-F	SLS-D	9	1:03.078	9.839	72.305	1:03.857
30	53	Jamie GOUDIE	Mazda MX5	SLS-E	9	1:03.309	10.070	72.041	1:03.309
31	38	Chris HISLOP	Renault Clio 197	SLS-F	8	1:03.374	10.135	71.967	1:04.900
32	41	Neil METHVEN	Renault Clio 182	SLS-F	6	1:03.972	10.733	71.294	1:04.235
33	81	Ian PITMAN	Mini Cooper S JCW	SLS-E	8	1:04.745	11.506	70.443	1:05.862
34	65	Kevin STRACHAN	Renault Clio	SLS-F	8	1:05.065	11.826	70.097	1:05.499
35	48	Colin DUTHIE	Audi A3 3.2	SLS-F	8	1:05.184	11.945	69.969	1:06.575
36	68	Jason OGG	Honda Civic Type R	SLS-E	9	1:05.262	12.023	69.885	1:06.151
37	113	Alistair BAPTIE	Seat Leon	SLS-E	8	1:05.382	12.143	69.757	1:05.383
38	12	James McELENY	Subaru Impreza	SLS-E	3	1:05.437	12.198	69.698	1:07.348
39	73	Robert DAVEY	Lotus Elise S220 Cup	SLS-D	12	1:06.968	13.729	68.105	1:07.062
40	103	Stuart ROBERTSON	Renault Clio	SLS-E	2	1:08.168	14.929	66.906	2:03.832
41	132	Suzanne BUIST	Mini Cooper S	SLS-F	8	1:11.104	17.865	64.143	1:12.252
42	67	Marshall WISHART	Mazda RX8	SLS-F				-	-

Clerk of the Course.

Sig :                      Time :  
 Chief Timekeeper : Ian Sharp (SMART Timing)  
 Results available at [www.speedhive.com](http://www.speedhive.com) and [www.smart-timing.co.uk](http://www.smart-timing.co.uk)





# Super Lap Scotland - Round 5 AC

Sorted on best lap time

Super Lap Scotland Knockhill 1.267 miles  
 Practice - Overall 26/08/2017 11:00  
 Practice started at 11:03:29

Pos	No.	Name	Make/Model	Class Code	Laps	Best Tm	Diff	Best Speed	2nd Best
<b>Guest</b>									
1	888	Andrew BARBOUR	Subaru Legacy GL	Guest	5	58.093		78.509	59.380
<b>Super Lap Scotland (A)</b>									
1	32	John STEVENSON	Subaru Impreza	SLS-A	10	55.673		81.922	55.735
2	25	Alastair MOWAT	VW Golf	SLS-A	8	57.398	1.725	79.460	57.764
<b>Super Lap Scotland (B)</b>									
1	46	George RIGBY	Subaru Impreza Spec-C	SLS-B	8	55.409		82.312	55.460
2	60	Andy CLOTWORTHY	Subaru Impreza	SLS-B	6	1:02.750	7.341	72.683	1:02.973
<b>Super Lap Scotland (C)</b>									
1	131	Keith COWIE	Seat Leon Supercopa	SLS-C	8	56.349		80.939	56.783
2	34	Blair McCONACHIE	Caterham Superlight R	SLS-C	13	57.042	0.693	79.956	57.230
3	76	Robbie WYPER	Mitsubishi Evo 8 MR	SLS-C	12	57.646	1.297	79.118	57.994
4	28	Craig MENZIES	Lotus Exige	SLS-C	13	1:00.788	4.439	75.029	1:00.909
5	9	Steven ARKLEY	Westfield Megabusa	SLS-C	8	1:01.931	5.582	73.644	1:02.646
<b>Super Lap Scotland (D)</b>									
1	77	Ian BONTHRONE	BMW E46 M3	SLS-D	9	58.349		78.165	58.710
2	78	David RYBOWSKI	Subaru Impreza WRX	SLS-D	8	1:00.065	1.716	75.932	1:00.276
3	5	Paul TOMLINSON	Subaru Impreza	SLS-D	4	1:00.587	2.238	75.278	1:02.264
4	45	Euan BEGBIE	Volkswagen Golf	SLS-D	7	1:01.461	3.112	74.207	1:02.658
5	21	Marc IRVINE	Ford Focus ST	SLS-D	11	1:02.694	4.345	72.748	1:02.804
6	42	Alex MILNE	Audi TTRS Plus	SLS-D	4	1:02.912	4.563	72.496	1:03.248
7	3	Jean-Luc CARTWRIGHT	Lexus IS-F	SLS-D	9	1:03.078	4.729	72.305	1:03.857
8	73	Robert DAVEY	Lotus Elise S220 Cup	SLS-D	12	1:06.968	8.619	68.105	1:07.062
<b>Super Lap Scotland (E)</b>									
1	31	Stephen MacFARLANE	Subaru Impreza	SLS-E	9	1:00.086		75.905	1:00.230
2	83	Fraser JAMIESON	Renault Clio 172 Ph1	SLS-E	9	1:00.272	0.186	75.671	1:00.618
3	13	Lewis SKENE	Renault Megane RS	SLS-E	7	1:00.972	0.886	74.802	1:01.514
4	6	Michael FOSTER	Renault Clio 172	SLS-E	8	1:01.603	1.517	74.036	1:02.134
5	54	Steven McNAB	Renault Clio	SLS-E	7	1:01.649	1.563	73.981	1:02.667
6	15	Craig WALLACE	Renault Sport Megane	SLS-E	9	1:01.655	1.569	73.974	1:01.865
7	43	Stuart BUCHAN	Renault Clio 172 Cup	SLS-E	9	1:02.699	2.613	72.742	1:02.894
8	94	Jonathan SCRIMGEOUR	Vauxhall Astra VXR	SLS-E	8	1:02.744	2.658	72.690	1:02.866
9	53	Jamie GOUDIE	Mazda MX5	SLS-E	9	1:03.309	3.223	72.041	1:03.309
10	81	Ian PITMAN	Mini Cooper S JCW	SLS-E	8	1:04.745	4.659	70.443	1:05.862
11	68	Jason OGG	Honda Civic Type R	SLS-E	9	1:05.262	5.176	69.885	1:06.151
12	113	Alistair BAPTIE	Seat Leon	SLS-E	8	1:05.382	5.296	69.757	1:05.383
13	12	James McELENY	Subaru Impreza	SLS-E	3	1:05.437	5.351	69.698	1:07.348



# Super Lap Scotland - Round 5 AC

Sorted on best lap time

Super Lap Scotland

Knockhill 1.267 miles

Practice - Overall

26/08/2017 11:00

Practice started at 11:03:29

Pos	No.	Name	Make/Model	Class Code	Laps	Best Tm	Diff	Best Speed	2nd Best
14	103	Stuart ROBERTSON	Renault Clio	SLS-E	2	1:08.168	8.082	66.906	2:03.832

## Super Lap Scotland (F)

1	88	Martin BROWN	Subaru Impreza WRX	SLS-F	9	1:03.011		72.382	1:04.505
2	38	Chris HISLOP	Renault Clio 197	SLS-F	8	1:03.374	0.363	71.967	1:04.900
3	41	Neil METHVEN	Renault Clio 182	SLS-F	6	1:03.972	0.961	71.294	1:04.235
4	65	Kevin STRACHAN	Renault Clio	SLS-F	8	1:05.065	2.054	70.097	1:05.499
5	48	Colin DUTHIE	Audi A3 3.2	SLS-F	8	1:05.184	2.173	69.969	1:06.575
6	132	Suzanne BUIST	Mini Cooper S	SLS-F	8	1:11.104	8.093	64.143	1:12.252
7	67	Marshall WISHART	Mazda RX8	SLS-F				-	

## Super Lap Scotland (Pro)

1	51	Colin DORWARD	Mitsubishi Evo 5	SLS-P	8	53.239		85.667	54.315
2	7	David LONG	Caterham R400	SLS-P	11	55.446	2.207	82.257	55.594
3	40	Colin LINKLATER	Subaru Impreza	SLS-P	7	56.540	3.301	80.666	56.658

Clerk of the Course.

Sig : \_\_\_\_\_ Time : \_\_\_\_\_  
 Chief Timekeeper : Ian Sharp (SMART Timing)

Results available at [www.speedhive.com](http://www.speedhive.com) and [www.smart-timing.co.uk](http://www.smart-timing.co.uk)

Printed: 28/08/2017 17:35:24

Orbits





ORGANISERS OF THE



Round 9 - Knockhill - Anti-Clockwise

Sprint

No.	Name	Make	Timed 1			Timed 2			Best
			Intermediate	Flying Lap	Finish	Intermediate	Flying Lap	Finish	
1	Colin CALDER	Gould GR55	41.28	47.01	88.29	39.55	44.69	84.24	84.24
3	Heather CALDER	Gould GR55	40.98	45.62	86.60	41.18	44.63	85.81	85.81
2	John GRAHAM	Gould GR55B	43.13	47.44	90.57	42.13	46.55	88.68	88.68
5	Steve MILES	Van Dieman RF96	43.88	50.88	94.76	43.23	49.78	93.01	93.01
8	Nicholas ALGAR	DJ Firehawk	46.15	50.23	96.38	44.54	51.09	95.63	95.63
4	Terry HOLMES	Lola Tegra/Judd	44.58	51.75	96.33		0.00		96.33
15	Simon BAINBRIDGE	SBR Chrono V8	46.01	52.75	98.76	44.78	52.33	97.11	97.11
17	Graham BLACKWELL	Mygale EcoBoost	47.68	53.33	101.01	46.26	52.75	99.01	99.01
12	Grahame HARDEN	Jedi Mk6	51.10	57.27	108.37		0.00		108.37
10	Graham PORRETT	Lola Tegra T90	54.10	66.05	120.15		0.00		120.15
14	Stewart ROBB	Pilbeam MP88	DNS				0.00		0.00



Scottish Motorsports Automatic Race Timing







# Super Lap Scotland - Round 5 AC

Sorted on best lap time

Super Lap Scotland

Knockhill 1.267 miles

Qualifying - Group 1

26/08/2017 13:45

Practice (15:00 Time) started at 13:24:41

Pos	No.	Name	Make/Model	Class Code	Laps	Best Tm	Diff	Best Speed	2nd Best
1	31	Stephen MacFARLANE	Subaru Impreza	SLS-E	4	59.878		76.169	1:05.577
2	83	Fraser JAMIESON	Renault Clio 172 Ph1	SLS-E	13	1:00.400	0.522	75.511	1:00.439
3	13	Lewis SKENE	Renault Megane RS	SLS-E	15	1:00.874	0.996	74.923	1:00.959
4	67	Marshall WISHART	Mazda RX8	SLS-F	13	1:00.942	1.064	74.839	1:01.518
5	6	Michael FOSTER	Renault Clio 172	SLS-E	11	1:01.168	1.290	74.563	1:01.378
6	54	Steven McNAB	Renault Clio	SLS-E	13	1:01.264	1.386	74.446	1:01.538
7	15	Craig WALLACE	Renault Sport Megane	SLS-E	13	1:01.557	1.679	74.091	1:01.628
8	103	Stuart ROBERTSON	Renault Clio	SLS-E	10	1:02.035	2.157	73.520	1:02.267
9	12	James McELENY	Subaru Impreza	SLS-E	9	1:02.236	2.358	73.283	1:02.641
10	94	Jonathan SCRIMGEOUR	Vauxhall Astra VXR	SLS-E	13	1:02.241	2.363	73.277	1:02.247
11	88	Martin BROWN	Subaru Impreza WRX	SLS-F	13	1:02.446	2.568	73.037	1:02.678
12	65	Kevin STRACHAN	Renault Clio	SLS-F	11	1:02.629	2.751	72.823	1:02.824
13	53	Jamie GOUDIE	Mazda MX5	SLS-E	7	1:02.715	2.837	72.723	1:03.915
14	43	Stuart BUCHAN	Renault Clio 172 Cup	SLS-E	13	1:02.723	2.845	72.714	1:02.953
15	38	Chris HISLOP	Renault Clio 197	SLS-F	12	1:02.756	2.878	72.676	1:02.845
16	41	Neil METHVEN	Renault Clio 182	SLS-F	9	1:02.866	2.988	72.549	1:03.075
17	81	Ian PITMAN	Mini Cooper S JCW	SLS-E	9	1:04.105	4.227	71.146	1:04.565
18	113	Alistair BAPTIE	Seat Leon	SLS-E	11	1:04.200	4.322	71.041	1:04.415
19	48	Colin DUTHIE	Audi A3 3.2	SLS-F	10	1:04.523	4.645	70.685	1:04.591
20	68	Jason OGG	Honda Civic Type R	SLS-E	11	1:05.229	5.351	69.920	1:05.465
21	132	Suzanne BUIST	Mini Cooper S	SLS-F	9	1:07.366	7.488	67.702	1:07.832

Clerk of the Course.

Sig : Time :  
Chief Timekeeper : Ian Sharp (SMART Timing)

Results available at [www.speedhive.com](http://www.speedhive.com) and [www.smart-timing.co.uk](http://www.smart-timing.co.uk)

Printed: 28/08/2017 17:55:02



Orbits









Bulletin No. \_\_\_\_\_

# Super Lap Scotland - Round 5 AC

Super Lap Scotland

Knockhill 1.267 miles

Qualifying - Group 2

26/08/2017 14:05

Practice (15:00 Time) started at 13:42:40

Lap	Time of Day	Lap Tm	S1	S2	S3	SFSpd	S1Spd	Lap	Time of Day	Lap Tm	S1	S2	S3	SFSpd	S1Spd
2	13:45:43.963	1:05.546	18.772	25.027	21.747	106.015	91.427								
3	13:46:49.654	1:05.691	18.877	24.736	22.078	108.413	91.802								
4	13:47:54.048	1:04.394	18.610	24.337	21.447	107.890	92.054								
5	13:48:58.928	1:04.880	18.078	24.115	22.687	108.764	92.562								
6	13:50:05.414	1:06.486	19.738	24.372	22.376	93.205	90.442								
7	13:51:10.936	1:05.522	18.644	25.045	21.833	107.372	90.686								
8	13:52:15.836	1:04.900	18.359	24.351	22.190	108.588	91.677								
9	13:53:22.460	1:06.624	19.078	25.297	22.249	108.238	73.907								
10	13:54:32.723	1:10.263	18.237	30.061	21.965	108.413	92.054								
11	13:55:37.493	1:04.770	18.395	24.267	22.108	109.653	91.677								
12	13:56:42.854	1:05.361	19.359	23.993	22.009	98.111	91.677								
13	13:57:47.130	1:04.276	18.050	24.540	21.686	108.588	91.552								

Clerk of the Course.

Sig : \_\_\_\_\_ Time : \_\_\_\_\_  
 Chief Timekeeper : Ian Sharp (SMART Timing)  
 Results available at [www.speedhive.com](http://www.speedhive.com) and [www.smart-timing.co.uk](http://www.smart-timing.co.uk)

Printed: 28/08/2017 17:56:01

Orbits





Bulletin No. \_\_\_\_\_

# Super Lap Scotland - Round 5 AC

Sorted on best lap time

Super Lap Scotland

Knockhill 1.267 miles

Qualifying - Group 2

26/08/2017 14:05

Practice (15:00 Time) started at 13:42:40

Pos	No.	Name	Make/Model	Class Code	Laps	Best Tm	Diff	Best Speed	2nd Best
1	34	Blair McCONACHIE	Caterham Superlight R	SLS-C	14	56.028		81.403	56.802
2	131	Keith COWIE	Seat Leon Supercopa	SLS-C	13	57.213	1.185	79.717	57.256
3	77	Ian BONTHRONE	BMW E46 M3	SLS-D	10	58.163	2.135	78.415	58.209
4	76	Robbie WYPER	Mitsubishi Evo 8 MR	SLS-C	11	58.303	2.275	78.227	58.395
5	78	David RYBOWSKI	Subaru Impreza WRX	SLS-D	9	59.458	3.430	76.707	1:00.083
6	9	Steven ARKLEY	Westfield Megabusa	SLS-C	11	59.579	3.551	76.551	59.702
7	28	Craig MENZIES	Lotus Exige	SLS-C	14	1:00.470	4.442	75.423	1:00.553
8	45	Euan BEGBIE	Volkswagen Golf	SLS-D	8	1:01.557	5.529	74.091	1:01.791
9	42	Alex MILNE	Audi TTRS Plus	SLS-D	7	1:01.687	5.659	73.935	1:01.730
10	21	Marc IRVINE	Ford Focus ST	SLS-D	12	1:02.424	6.396	73.062	1:02.520
11	3	Jean-Luc CARTWRIGHT	Lexus IS-F	SLS-D	14	1:02.849	6.821	72.568	1:03.355
12	73	Robert DAVEY	Lotus Elise S220 Cup	SLS-D	13	1:04.276	8.248	70.957	1:04.394

Clerk of the Course.

Sig : Time :  
Chief Timekeeper : Ian Sharp (SMART Timing)

Results available at [www.speedhive.com](http://www.speedhive.com) and [www.smart-timing.co.uk](http://www.smart-timing.co.uk)

Printed: 28/08/2017 17:55:49

Orbits





Bulletin No. \_\_\_\_\_

# Super Lap Scotland - Round 5 AC

Sorted on best lap time

Super Lap Scotland

Knockhill 1.267 miles

Qualifying - Group 3

26/08/2017 14:25

Practice (15:00 Time) started at 14:01:35

Pos	No.	Name	Make/Model	Class Code	Laps	Best Tm	Diff	Best Speed	2nd Best
1	51	Colin DORWARD	Mitsubishi Evo 5	SLS-P	8	53.539		85.187	53.636
2	7	David LONG	Caterham R400	SLS-P	12	54.706	1.167	83.370	56.006
3	46	George RIGBY	Subaru Impreza Spec-C	SLS-B	11	55.063	1.524	82.829	55.267
4	40	Colin LINKLATER	Subaru Impreza	SLS-P	8	55.078	1.539	82.807	55.398
5	25	Alastair MOWAT	VW Golf	SLS-A	12	55.811	2.272	81.719	56.152
6	32	John STEVENSON	Subaru Impreza	SLS-A	8	56.073	2.534	81.338	56.354
7	60	Andy CLOTWORTHY	Subaru Impreza	SLS-B	10	58.732	5.193	77.655	59.622
8	52	Keith BOYD	Honda Civic	SLS-B	8	1:00.940	7.401	74.841	1:01.145

Clerk of the Course.

Orbits

Sig : Time :

Chief Timekeeper : Ian Sharp (SMART Timing)

Results available at [www.speedhive.com](http://www.speedhive.com) and [www.smart-timing.co.uk](http://www.smart-timing.co.uk)

Printed: 28/08/2017 17:56:15





# Super Lap Scotland - Round 5 AC

## Super Lap Scotland

Knockhill 1.267 miles

### Qualifying - Group 3

26/08/2017 14:25

Practice (15:00 Time) started at 14:01:35

Lap	Time of Day	Lap Tm	S1	S2	S3	SFSpd	S1Spd
<b>(51) Colin DORWARD</b>							
1	14:03:34.487	<b>1:30.210</b>	26.925	34.546	28.739	32.799	63.012
2	14:04:44.009	<b>1:09.522</b>	22.079	27.053	20.390	76.432	69.686
3	14:05:47.111	<b>1:03.102</b>	15.972	22.071	25.059	140.099	122.683
4	14:06:47.350	<b>1:00.239</b>	20.543	21.353	18.343	77.761	115.903
5	14:07:40.986	<b>53.636</b>	<b>15.048</b>	20.721	<b>17.867</b>	144.941	<b>125.201</b>
6	14:08:34.525	<b>53.539</b>	15.062	<b>20.602</b>	17.875	144.941	124.968
7	14:09:53.423	<b>1:18.898</b>	21.129	30.678	27.091	142.479	58.253
8	14:11:01.472	<b>1:08.049</b>	21.892	26.154	20.003	73.907	83.571

Lap	Time of Day	Lap Tm	S1	S2	S3	SFSpd	S1Spd
<b>(7) David LONG</b>							
1	14:02:56.575	<b>1:13.096</b>	26.297	26.552	20.247	38.325	70.123
2	14:03:52.581	<b>56.006</b>	15.667	21.601	18.738	131.070	113.357
3	14:04:48.633	<b>56.052</b>	16.126	21.428	18.498	131.842	113.357
4	14:06:01.233	<b>1:12.600</b>	20.185	29.807	22.608	132.362	66.707
5	14:07:05.522	<b>1:04.289</b>	18.308	24.955	21.026	125.905	87.380
6	14:08:01.550	<b>56.028</b>	15.857	21.679	18.492	131.070	112.976
7	14:09:15.601	<b>1:14.051</b>	21.335	30.566	22.150	132.886	62.426
8	14:10:11.900	<b>56.299</b>	15.887	21.951	18.461	131.070	110.374
9	14:11:38.515	<b>1:26.615</b>	23.171	34.352	29.092	<b>133.415</b>	45.190
10	14:12:47.683	<b>1:09.168</b>	22.684	25.357	21.127	63.249	81.938
11	14:13:45.012	<b>57.329</b>	15.765	21.683	19.881	130.814	111.846
12	14:14:39.718	<b>54.706</b>	<b>15.491</b>	<b>21.053</b>	<b>18.162</b>	131.326	<b>113.935</b>

Lap	Time of Day	Lap Tm	S1	S2	S3	SFSpd	S1Spd
<b>(46) George RIGBY</b>							
1	14:03:12.320	<b>1:20.958</b>	30.731	30.373	19.854	32.864	49.931
2	14:04:08.467	<b>56.147</b>	16.319	21.186	18.642	125.670	107.372
3	14:05:04.832	<b>56.365</b>	16.617	21.166	18.582	127.098	<b>110.193</b>
4	14:06:25.737	<b>1:20.905</b>	20.788	32.533	27.584	127.098	73.342
5	14:07:34.862	<b>1:09.125</b>	21.708	27.896	19.521	63.790	95.868
6	14:08:30.493	<b>55.631</b>	<b>15.814</b>	20.833	18.984	<b>127.824</b>	110.012
7	14:09:25.760	<b>55.267</b>	16.051	20.621	18.595	124.044	109.653
8	14:12:30.183	<b>3:04.423</b>	21.075	29.502	2:13.846	126.142	70.863
9	14:13:54.447	<b>1:24.264</b>	28.055	34.958	21.251	36.412	64.838
10	14:14:49.510	<b>55.063</b>	16.042	<b>20.595</b>	<b>18.426</b>	126.142	109.118
11	14:16:05.261	<b>1:15.751</b>	19.716	35.188	20.847	125.905	67.108

Lap	Time of Day	Lap Tm	S1	S2	S3	SFSpd	S1Spd
<b>(40) Colin LINKLATER</b>							
1	14:03:17.543	<b>1:21.564</b>	28.185			36.138	50.118
2	14:04:12.621	<b>55.078</b>				<b>142.782</b>	108.413
3	14:05:19.829	<b>1:07.208</b>	15.896			142.177	<b>120.049</b>
4	14:06:28.845	<b>1:09.016</b>	21.915			82.951	78.214
5	14:07:24.243	<b>55.398</b>	16.190			140.099	116.912
6	14:08:36.068	<b>1:11.825</b>	20.282			139.227	61.737
7	14:09:31.898	<b>55.830</b>	16.024			141.577	115.107
8	14:10:45.571	<b>1:13.673</b>	19.737			140.099	65.471

Lap	Time of Day	Lap Tm	S1	S2	S3	SFSpd	S1Spd
<b>(25) Alastair MOWAT</b>							
1	14:03:04.803	<b>1:15.075</b>	26.186	25.846	23.043	37.532	68.547
2	14:04:08.348	<b>1:03.545</b>	20.275	24.021	19.249	91.427	76.870
3	14:05:04.159	<b>55.811</b>	16.349	<b>20.594</b>	18.868	125.670	<b>110.556</b>
4	14:06:00.701	<b>56.542</b>	16.328	20.941	19.273	123.815	110.374
5	14:06:57.611	<b>56.910</b>	16.651	20.981	19.278	125.670	110.193
6	14:07:53.763	<b>56.152</b>	16.553	20.780	<b>18.819</b>	124.968	110.556
7	14:09:07.925	<b>1:14.162</b>	20.413	29.408	24.341	125.905	61.850
8	14:10:09.717	<b>1:01.792</b>	19.458	23.137	19.197	89.716	82.341
9	14:11:07.786	<b>58.069</b>	16.375	22.191	19.503	126.142	108.941
10	14:12:04.274	<b>56.488</b>	<b>16.176</b>	20.848	19.464	123.815	109.296
11	14:13:12.995	<b>1:08.721</b>	20.955	28.513	19.253	123.360	59.704
12	14:14:09.308	<b>56.313</b>	16.500	20.786	19.027	124.504	109.118

Lap	Time of Day	Lap Tm	S1	S2	S3	SFSpd	S1Spd
<b>(32) John STEVENSON</b>							
1	14:03:25.085	<b>1:23.916</b>	25.988	34.085	23.843	38.325	50.230
2	14:04:33.761	<b>1:08.676</b>	20.036	27.531	21.109	97.682	79.323
3	14:05:39.670	<b>1:05.909</b>	18.807	28.052	19.050	<b>142.782</b>	63.309
4	14:06:36.024	<b>56.354</b>	<b>15.715</b>	21.804	18.835	142.479	<b>119.621</b>
5	14:07:57.685	<b>1:21.661</b>	22.201	31.391	28.069	136.398	59.282
6	14:09:06.186	<b>1:08.501</b>	22.520	27.272	18.709	70.196	63.190
7	14:10:02.259	<b>56.073</b>	15.847	<b>21.613</b>	<b>18.613</b>	142.782	119.196
8	14:12:27.756	<b>2:25.497</b>	18.305	30.275	1:36.917	138.939	74.234

Lap	Time of Day	Lap Tm	S1	S2	S3	SFSpd	S1Spd
<b>(60) Andy CLOTWORTHY</b>							
1	14:02:57.058	<b>1:11.913</b>	25.921	26.070	19.922	45.190	82.039

Clerk of the Course.

Sig : Time :  
Chief Timekeeper : Ian Sharp (SMART Timing)

Results available at [www.speedhive.com](http://www.speedhive.com) and [www.smart-timing.co.uk](http://www.smart-timing.co.uk)

Printed: 28/08/2017 17:56:30

Orbits







# Super Lap Scotland - Round 5 AC

Sorted on best lap time

Super Lap Scotland

Knockhill 1.267 miles

Qualifying - Overall

26/08/2017 13:45

Practice (15:00 Time) started at 13:24:39

Pos	No.	Name	Make/Model	Class Code	Laps	Best Tm	Diff	Best Speed	2nd Best
1	51	Colin DORWARD	Mitsubishi Evo 5	SLS-P	8	53.539		85.187	53.636
2	7	David LONG	Caterham R400	SLS-P	12	54.706	1.167	83.370	56.006
3	46	George RIGBY	Subaru Impreza Spec-C	SLS-B	11	55.063	1.524	82.829	55.267
4	40	Colin LINKLATER	Subaru Impreza	SLS-P	8	55.078	1.539	82.807	55.398
5	25	Alastair MOWAT	VW Golf	SLS-A	12	55.811	2.272	81.719	56.152
6	34	Blair McCONACHIE	Caterham Superlight R	SLS-C	14	56.028	2.489	81.403	56.802
7	32	John STEVENSON	Subaru Impreza	SLS-A	8	56.073	2.534	81.338	56.354
8	131	Keith COWIE	Seat Leon Supercopa	SLS-C	13	57.213	3.674	79.717	57.256
9	77	Ian BONTHRONE	BMW E46 M3	SLS-D	10	58.163	4.624	78.415	58.209
10	76	Robbie WYPER	Mitsubishi Evo 8 MR	SLS-C	11	58.303	4.764	78.227	58.395
11	60	Andy CLOTWORTHY	Subaru Impreza	SLS-B	10	58.732	5.193	77.655	59.622
12	78	David RYBOWSKI	Subaru Impreza WRX	SLS-D	9	59.458	5.919	76.707	1:00.083
13	9	Steven ARKLEY	Westfield Megabus	SLS-C	11	59.579	6.040	76.551	59.702
14	31	Stephen MacFARLANE	Subaru Impreza	SLS-E	4	59.878	6.339	76.169	1:05.577
15	83	Fraser JAMIESON	Renault Clio 172 Ph1	SLS-E	13	1:00.400	6.861	75.511	1:00.439
16	28	Craig MENZIES	Lotus Exige	SLS-C	14	1:00.470	6.931	75.423	1:00.553
17	13	Lewis SKENE	Renault Megane RS	SLS-E	15	1:00.874	7.335	74.923	1:00.959
18	52	Keith BOYD	Honda Civic	SLS-B	8	1:00.940	7.401	74.841	1:01.145
19	67	Marshall WISHART	Mazda RX8	SLS-F	13	1:00.942	7.403	74.839	1:01.518
20	6	Michael FOSTER	Renault Clio 172	SLS-E	11	1:01.168	7.629	74.563	1:01.378
21	54	Steven McNAB	Renault Clio	SLS-E	13	1:01.264	7.725	74.446	1:01.538
22	15	Craig WALLACE	Renault Sport Megane	SLS-E	14	1:01.557	8.018	74.091	1:01.628
23	45	Euan BEGBIE	Volkswagen Golf	SLS-D	8	1:01.557	8.018	74.091	1:01.791
24	42	Alex MILNE	Audi TTRS Plus	SLS-D	7	1:01.687	8.148	73.935	1:01.730
25	103	Stuart ROBERTSON	Renault Clio	SLS-E	10	1:02.035	8.496	73.520	1:02.267
26	12	James McELENY	Subaru Impreza	SLS-E	9	1:02.236	8.697	73.283	1:02.641
27	94	Jonathan SCRIMGEOUR	Vauxhall Astra VXR	SLS-E	13	1:02.241	8.702	73.277	1:02.247
28	21	Marc IRVINE	Ford Focus ST	SLS-D	12	1:02.424	8.885	73.062	1:02.520
29	88	Martin BROWN	Subaru Impreza WRX	SLS-F	13	1:02.446	8.907	73.037	1:02.678
30	65	Kevin STRACHAN	Renault Clio	SLS-F	11	1:02.629	9.090	72.823	1:02.824
31	53	Jamie GOUDIE	Mazda MX5	SLS-E	7	1:02.715	9.176	72.723	1:03.915
32	43	Stuart BUCHAN	Renault Clio 172 Cup	SLS-E	13	1:02.723	9.184	72.714	1:02.953
33	38	Chris HISLOP	Renault Clio 197	SLS-F	12	1:02.756	9.217	72.676	1:02.845
34	3	Jean-Luc CARTWRIGHT	Lexus IS-F	SLS-D	14	1:02.849	9.310	72.568	1:03.355
35	41	Neil METHVEN	Renault Clio 182	SLS-F	9	1:02.866	9.327	72.549	1:03.075
36	81	Ian PITMAN	Mini Cooper S JCW	SLS-E	9	1:04.105	10.566	71.146	1:04.565
37	113	Alistair BAPTIE	Seat Leon	SLS-E	11	1:04.200	10.661	71.041	1:04.415
38	73	Robert DAVEY	Lotus Elise S220 Cup	SLS-D	13	1:04.276	10.737	70.957	1:04.394
39	48	Colin DUTHIE	Audi A3 3.2	SLS-F	10	1:04.523	10.984	70.685	1:04.591
40	68	Jason OGG	Honda Civic Type R	SLS-E	11	1:05.229	11.690	69.920	1:05.465
41	132	Suzanne BUIST	Mini Cooper S	SLS-F	9	1:07.366	13.827	67.702	1:07.832

Clerk of the Course.

Sig : Time :  
Chief Timekeeper : Ian Sharp (SMART Timing)

Results available at [www.speedhive.com](http://www.speedhive.com) and [www.smart-timing.co.uk](http://www.smart-timing.co.uk)

Printed: 07/09/2017 18:24:03





# Super Lap Scotland - Round 5 AC

Sorted on best lap time

Super Lap Scotland

Knockhill 1.267 miles

Qualifying - Overall

26/08/2017 13:45

Practice (15:00 Time) started at 13:24:39

Pos	No.	Name	Make/Model	Class Code	Laps	Best Tm	Diff	Best Speed	2nd Best
-----	-----	------	------------	------------	------	---------	------	------------	----------

## Super Lap Scotland (A)

1	25	Alastair MOWAT	VW Golf	SLS-A	12	55.811		81.719	56.152
2	32	John STEVENSON	Subaru Impreza	SLS-A	8	56.073	0.262	81.338	56.354

## Super Lap Scotland (B)

1	46	George RIGBY	Subaru Impreza Spec-C	SLS-B	11	55.063		82.829	55.267
2	60	Andy CLOTWORTHY	Subaru Impreza	SLS-B	10	58.732	3.669	77.655	59.622
3	52	Keith BOYD	Honda Civic	SLS-B	8	1:00.940	5.877	74.841	1:01.145

## Super Lap Scotland (C)

1	34	Blair McCONACHIE	Caterham Superlight R	SLS-C	14	56.028		81.403	56.802
2	131	Keith COWIE	Seat Leon Supercopa	SLS-C	13	57.213	1.185	79.717	57.256
3	76	Robbie WYPER	Mitsubishi Evo 8 MR	SLS-C	11	58.303	2.275	78.227	58.395
4	9	Steven ARKLEY	Westfield Megabusa	SLS-C	11	59.579	3.551	76.551	59.702
5	28	Craig MENZIES	Lotus Exige	SLS-C	14	1:00.470	4.442	75.423	1:00.553

## Super Lap Scotland (D)

1	77	Ian BONTHRONE	BMW E46 M3	SLS-D	10	58.163		78.415	58.209
2	78	David RYBOWSKI	Subaru Impreza WRX	SLS-D	9	59.458	1.295	76.707	1:00.083
3	45	Euan BEGBIE	Volkswagen Golf	SLS-D	8	1:01.557	3.394	74.091	1:01.791
4	42	Alex MILNE	Audi TTRS Plus	SLS-D	7	1:01.687	3.524	73.935	1:01.730
5	21	Marc IRVINE	Ford Focus ST	SLS-D	12	1:02.424	4.261	73.062	1:02.520
6	3	Jean-Luc CARTWRIGHT	Lexus IS-F	SLS-D	14	1:02.849	4.686	72.568	1:03.355
7	73	Robert DAVEY	Lotus Elise S220 Cup	SLS-D	13	1:04.276	6.113	70.957	1:04.394

## Super Lap Scotland (E)

1	31	Stephen MacFARLANE	Subaru Impreza	SLS-E	4	59.878		76.169	1:05.577
2	83	Fraser JAMIESON	Renault Clio 172 Ph1	SLS-E	13	1:00.400	0.522	75.511	1:00.439
3	13	Lewis SKENE	Renault Megane RS	SLS-E	15	1:00.874	0.996	74.923	1:00.959
4	6	Michael FOSTER	Renault Clio 172	SLS-E	11	1:01.168	1.290	74.563	1:01.378
5	54	Steven McNAB	Renault Clio	SLS-E	13	1:01.264	1.386	74.446	1:01.538
6	15	Craig WALLACE	Renault Sport Megane	SLS-E	14	1:01.557	1.679	74.091	1:01.628
7	103	Stuart ROBERTSON	Renault Clio	SLS-E	10	1:02.035	2.157	73.520	1:02.267
8	12	James McELENY	Subaru Impreza	SLS-E	9	1:02.236	2.358	73.283	1:02.641
9	94	Jonathan SCRIMGEOUR	Vauxhall Astra VXR	SLS-E	13	1:02.241	2.363	73.277	1:02.247
10	53	Jamie GOUDIE	Mazda MX5	SLS-E	7	1:02.715	2.837	72.723	1:03.915
11	43	Stuart BUCHAN	Renault Clio 172 Cup	SLS-E	13	1:02.723	2.845	72.714	1:02.953
12	81	Ian PITMAN	Mini Cooper S JCW	SLS-E	9	1:04.105	4.227	71.146	1:04.565
13	113	Alistair BAPTIE	Seat Leon	SLS-E	11	1:04.200	4.322	71.041	1:04.415
14	68	Jason OGG	Honda Civic Type R	SLS-E	11	1:05.229	5.351	69.920	1:05.465

## Super Lap Scotland (F)

Clerk of the Course.

Sig : Time :  
Chief Timekeeper : Ian Sharp (SMART Timing)

Results available at [www.speedhive.com](http://www.speedhive.com) and [www.smart-timing.co.uk](http://www.smart-timing.co.uk)





# Super Lap Scotland - Round 5 AC

Sorted on best lap time

Super Lap Scotland

Knockhill 1.267 miles

Qualifying - Overall

26/08/2017 13:45

Practice (15:00 Time) started at 13:24:39

Pos	No.	Name	Make/Model	Class Code	Laps	Best Tm	Diff	Best Speed	2nd Best
1	67	Marshall WISHART	Mazda RX8	SLS-F	13	1:00.942		74.839	1:01.518
2	88	Martin BROWN	Subaru Impreza WRX	SLS-F	13	1:02.446	1.504	73.037	1:02.678
3	65	Kevin STRACHAN	Renault Clio	SLS-F	11	1:02.629	1.687	72.823	1:02.824
4	38	Chris HISLOP	Renault Clio 197	SLS-F	12	1:02.756	1.814	72.676	1:02.845
5	41	Neil METHVEN	Renault Clio 182	SLS-F	9	1:02.866	1.924	72.549	1:03.075
6	48	Colin DUTHIE	Audi A3 3.2	SLS-F	10	1:04.523	3.581	70.685	1:04.591
7	132	Suzanne BUIST	Mini Cooper S	SLS-F	9	1:07.366	6.424	67.702	1:07.832

## Super Lap Scotland (Pro)

1	51	Colin DORWARD	Mitsubishi Evo 5	SLS-P	8	53.539		85.187	53.636
2	7	David LONG	Caterham R400	SLS-P	12	54.706	1.167	83.370	56.006
3	40	Colin LINKLATER	Subaru Impreza	SLS-P	8	55.078	1.539	82.807	55.398

Clerk of the Course.

Sig : Time :  
 Chief Timekeeper : Ian Sharp (SMART Timing)

Results available at [www.speedhive.com](http://www.speedhive.com) and [www.smart-timing.co.uk](http://www.smart-timing.co.uk)

Printed: 07/09/2017 18:23:06

Orbits





Bulletin No. \_\_\_\_\_

# Super Lap Scotland - Round 5 AC

Sorted on best lap time

Super Lap Scotland

Knockhill 1.267 miles

Final - Pro

26/08/2017 16:40

Practice started at 15:45:03

Pos	No.	Name	Make/Model	Class Code	Laps	Best Tm	Diff	Best Speed	2nd Best
1	51	Colin DORWARD	Mitsubishi Evo 5	SLS-P	2	54.062		84.363	1:17.548
2	7	David LONG	Caterham R400	SLS-P	2	55.347	1.285	82.404	1:13.409
3	40	Colin LINKLATER	Subaru Impreza	SLS-P	2	55.933	1.871	81.541	1:03.225

Clerk of the Course.

Sig : Time :  
Chief Timekeeper : Ian Sharp (SMART Timing)

Results available at [www.speedhive.com](http://www.speedhive.com) and [www.smart-timing.co.uk](http://www.smart-timing.co.uk)

Printed: 28/08/2017 18:01:41

Orbits





Bulletin No. \_\_\_\_\_

# Super Lap Scotland - Round 5 AC

Super Lap Scotland Knockhill 1.267 miles  
 Final - Pro 26/08/2017 16:40  
 Practice started at 15:45:03

Lap	Time of Day	Lap Tm	S1	S2	S3	SFSpd	S1Spd	Lap	Time of Day	Lap Tm	S1	S2	S3	SFSpd	S1Spd
<b>(51) Colin DORWARD</b>															
1	15:47:01.038	<b>1:17.548</b>	26.198	31.853	19.497	55.645	43.747								
2	15:47:55.100	<b>54.062</b>	15.126	20.917	18.019	146.523	126.857								
<b>(7) David LONG</b>															
1	15:46:39.813	<b>1:13.409</b>	25.693	27.960	19.756	51.384	70.417								
2	15:47:35.160	<b>55.347</b>	15.878	20.984	18.485	131.070	113.742								
<b>(40) Colin LINKLATER</b>															
1	15:46:15.642	<b>1:03.225</b>	20.032			54.782	78.765								
2	15:47:11.575	<b>55.933</b>	15.847			147.166	112.033								

Clerk of the Course. Orbits

Sig : Time :  
 Chief Timekeeper : Ian Sharp (SMART Timing)  
 Results available at [www.speedhive.com](http://www.speedhive.com) and [www.smart-timing.co.uk](http://www.smart-timing.co.uk)  
 Printed: 28/08/2017 18:01:53





Bulletin No. \_\_\_\_\_

# Super Lap Scotland - Round 5 AC

Sorted on best lap time

Super Lap Scotland Knockhill 1.267 miles  
 Final - Class A 26/08/2017 16:30  
 Practice started at 15:40:02

Pos	No.	Name	Make/Model	Class Code	Laps	Best Tm	Diff	Best Speed	2nd Best
1	25	Alastair MOWAT	VW Golf	SLS-A	2	55.623		81.996	1:14.497
2	32	John STEVENSON	Subaru Impreza	SLS-A	2	1:09.343	13.720	65.772	

Clerk of the Course. Orbits

Sig : Time :  
 Chief Timekeeper : Ian Sharp (SMART Timing)  
 Results available at [www.speedhive.com](http://www.speedhive.com) and [www.smart-timing.co.uk](http://www.smart-timing.co.uk)

Printed: 28/08/2017 18:01:14





Bulletin No. \_\_\_\_\_

# Super Lap Scotland - Round 5 AC

Super Lap Scotland Knockhill 1.267 miles  
 Final - Class A 26/08/2017 16:30  
 Practice started at 15:40:02

Lap	Time of Day	Lap Tm	S1	S2	S3	SFSpd	S1Spd	Lap	Time of Day	Lap Tm	S1	S2	S3	SFSpd	S1Spd
<b>(25) Alastair MOWAT</b>															
1	15:42:45.922	<b>1:14.497</b>	25.691	28.400	20.406	36.157	61.454								
2	15:43:41.545	<b>55.623</b>	<b>16.130</b>	<b>20.632</b>	<b>18.861</b>	<b>126.618</b>	<b>110.922</b>								
<b>(32) John STEVENSON</b>															
1	15:42:17.445	<b>1:06.418</b>	19.863	<b>25.571</b>	<b>20.984</b>	39.898	<b>104.366</b>								
2	15:43:26.788	<b>1:09.343</b>	<b>16.529</b>	28.101	24.713	<b>142.479</b>	85.379								

Clerk of the Course. Orbits

Sig : Time :  
 Chief Timekeeper : Ian Sharp (SMART Timing)  
 Results available at [www.speedhive.com](http://www.speedhive.com) and [www.smart-timing.co.uk](http://www.smart-timing.co.uk)





Bulletin No. \_\_\_\_\_

# Super Lap Scotland - Round 5 AC

Sorted on best lap time

Super Lap Scotland Knockhill 1.267 miles

Final - Class B 26/08/2017 16:20


Practice started at 15:35:48

Pos	No.	Name	Make/Model	Class Code	Laps	Best Tm	Diff	Best Speed	2nd Best
1	46	George RIGBY	Subaru Impreza Spec-C	SLS-B	2	54.844		83.160	1:06.126
2	52	Keith BOYD	Honda Civic	SLS-B	2	1:00.252	5.408	75.696	1:08.645
3	60	Andy CLOTWORTHY	Subaru Impreza	SLS-B	2	1:00.265	5.421	75.680	1:05.406

Clerk of the Course. Orbits

Sig : Time :  
 Chief Timekeeper : Ian Sharp (SMART Timing)  
 Results available at [www.speedhive.com](http://www.speedhive.com) and [www.smart-timing.co.uk](http://www.smart-timing.co.uk)

Printed: 28/08/2017 17:58:43







Bulletin No. \_\_\_\_\_

# Super Lap Scotland - Round 5 AC

Super Lap Scotland Knockhill 1.267 miles  
 Final - Class B 26/08/2017 16:20  
 Practice started at 15:35:48

Lap	Time of Day	Lap Tm	S1	S2	S3	SFSpd	S1Spd	Lap	Time of Day	Lap Tm	S1	S2	S3	SFSpd	S1Spd
<b>(46) George RIGBY</b>															
1	15:38:05.320	<b>1:06.126</b>	22.288	24.784	19.054	30.587	80.561								
2	15:39:00.164	<b>54.844</b>	15.783	20.641	18.420	127.824	110.374								
<b>(52) Keith BOYD</b>															
1	15:37:31.928	<b>1:08.645</b>	21.732			41.424	89.716								
2	15:38:32.180	<b>1:00.252</b>	17.412			124.273	103.561								
<b>(60) Andy CLOTWORTHY</b>															
1	15:37:43.893	<b>1:05.406</b>	20.954			45.069	98.979								
2	15:38:44.158	<b>1:00.265</b>	16.613			131.070	104.529								

Clerk of the Course. Orbits

Sig : Time :  
 Chief Timekeeper : Ian Sharp (SMART Timing)  
 Results available at [www.speedhive.com](http://www.speedhive.com) and [www.smart-timing.co.uk](http://www.smart-timing.co.uk)  
 Printed: 28/08/2017 17:58:54





Bulletin No. \_\_\_\_\_

# Super Lap Scotland - Round 5 AC

Sorted on best lap time

Super Lap Scotland

Knockhill 1.267 miles

Final - Class C

26/08/2017 16:10

Practice started at 15:27:40

Pos	No.	Name	Make/Model	Class Code	Laps	Best Tm	Diff	Best Speed	2nd Best
1	131	Keith COWIE	Seat Leon Supercopa	SLS-C	2	55.987		81.462	1:22.951
2	34	Blair McCONACHIE	Caterham Superlight R	SLS-C	2	56.727	0.740	80.400	1:16.888
3	76	Robbie WYPER	Mitsubishi Evo 8 MR	SLS-C	2	57.961	1.974	78.688	1:15.434
4	9	Steven ARKLEY	Westfield Megabusa	SLS-C	2	58.665	2.678	77.744	1:17.068
5	28	Craig MENZIES	Lotus Exige	SLS-C	2	1:01.663	5.676	73.964	1:26.263

Clerk of the Course.

Sig : Time :  
Chief Timekeeper : Ian Sharp (SMART Timing)

Results available at [www.speedhive.com](http://www.speedhive.com) and [www.smart-timing.co.uk](http://www.smart-timing.co.uk)

Printed: 28/08/2017 17:58:18

Orbits





# Super Lap Scotland - Round 5 AC

<p><b>Super Lap Scotland</b></p> <p><b>Final - Class C</b></p> <p><b>Practice started at 15:27:40</b></p>	<p><b>Knockhill 1.267 miles</b></p> <p><b>26/08/2017 16:10</b></p>
---	--

Lap	Time of Day	Lap Tm	S1	S2	S3	SFSpd	S1Spd	Lap	Time of Day	Lap Tm	S1	S2	S3	SFSpd	S1Spd
<b>(131) Keith COWIE</b>															
1	15:33:08.411	<b>1:22.951</b>	24.558	38.029	20.364	40.451	55.923								
2	15:34:04.398	<b>55.987</b>	<b>16.167</b>	<b>21.317</b>	<b>18.503</b>	<b>132.886</b>	<b>113.742</b>								
<b>(34) Blair McCONACHIE</b>															
1	15:33:26.529	<b>1:16.888</b>	28.270	29.289	19.329	26.865	57.851								
2	15:34:23.256	<b>56.727</b>	<b>16.622</b>	<b>21.139</b>	<b>18.966</b>	114.129	<b>99.566</b>								
<b>(76) Robbie WYPER</b>															
1	15:30:09.547	<b>1:15.434</b>	26.680	28.696	20.058	32.640	58.001								
2	15:31:07.508	<b>57.961</b>	<b>16.315</b>	<b>22.145</b>	<b>19.501</b>	126.857	<b>109.474</b>								
<b>(9) Steven ARKLEY</b>															
1	15:29:51.514	<b>1:17.068</b>	26.475			30.954	75.914								
2	15:30:50.179	<b>58.665</b>	<b>16.647</b>			112.220	<b>101.832</b>								
<b>(28) Craig MENZIES</b>															
1	15:29:42.053	<b>1:26.263</b>	27.941	36.451	21.871	41.476	47.900								
2	15:30:43.716	<b>1:01.663</b>	<b>17.707</b>	<b>23.195</b>	<b>20.761</b>	<b>116.103</b>	<b>94.919</b>								

Clerk of the Course. Orbits

Sig : Time :  
 Chief Timekeeper : Ian Sharp (SMART Timing)  
 Results available at [www.speedhive.com](http://www.speedhive.com) and [www.smart-timing.co.uk](http://www.smart-timing.co.uk)





Bulletin No. \_\_\_\_\_

# Super Lap Scotland - Round 5 AC

Sorted on best lap time

Super Lap Scotland

Knockhill 1.267 miles

Final - Class D

26/08/2017 15:55

Practice started at 15:18:16

Pos	No.	Name	Make/Model	Class Code	Laps	Best Tm	Diff	Best Speed	2nd Best
1	77	Ian BONTHRONE	BMW E46 M3	SLS-D	2	<b>58.098</b>		78.503	1:12.154
2	78	David RYBOWSKI	Subaru Impreza WRX	SLS-D	2	<b>59.579</b>	1.481	76.551	1:22.118
3	42	Alex MILNE	Audi TTRS Plus	SLS-D	2	<b>1:00.590</b>	2.492	75.274	1:15.434
4	45	Euan BEGBIE	Volkswagen Golf	SLS-D	2	<b>1:01.008</b>	2.910	74.758	1:22.324
5	21	Marc IRVINE	Ford Focus ST	SLS-D	2	<b>1:01.932</b>	3.834	73.643	1:21.406
6	3	Jean-Luc CARTWRIGHT	Lexus IS-F	SLS-D	2	<b>1:03.397</b>	5.299	71.941	1:09.916
7	113	Alistair BAPTIE	Seat Leon	SLS-D	2	<b>1:03.524</b>	5.426	71.797	
8	73	Robert DAVEY	Lotus Elise S220 Cup	SLS-D	2	<b>1:04.392</b>	6.294	70.829	1:11.119


Clerk of the Course.

Orbits

Sig : Time :  
 Chief Timekeeper : Ian Sharp (SMART Timing)

Results available at [www.speedhive.com](http://www.speedhive.com) and [www.smart-timing.co.uk](http://www.smart-timing.co.uk)

Printed: 28/08/2017 17:57:38





# Super Lap Scotland - Round 5 AC

Super Lap Scotland

Knockhill 1.267 miles

Final - Class D

26/08/2017 15:55

Practice started at 15:18:16

Lap	Time of Day	Lap Tm	S1	S2	S3	SFSpd	S1Spd	Lap	Time of Day	Lap Tm	S1	S2	S3	SFSpd	S1Spd
<b>(77) Ian BONTHRONE</b>															
1	15:25:16.466	<b>1:12.154</b>	24.581	26.361	21.212	30.503	68.828								
2	15:26:14.564	<b>58.098</b>	<b>17.164</b>	<b>21.334</b>	<b>19.600</b>	114.910	<b>98.254</b>								
<b>(78) David RYBOWSKI</b>															
1	15:25:06.604	<b>1:22.118</b>	28.383	<b>32.656</b>	<b>21.079</b>	34.256	56.535								
2	15:26:06.183	<b>59.579</b>	<b>17.499</b>			113.357	<b>95.053</b>								
<b>(42) Alex MILNE</b>															
1	15:21:06.653	<b>1:15.434</b>	24.953	27.952	22.529	38.791	68.130								
2	15:22:07.243	<b>1:00.590</b>	<b>17.176</b>	<b>23.194</b>	<b>20.220</b>	118.147	<b>101.218</b>								
<b>(45) Euan BEGBIE</b>															
1	15:24:48.862	<b>1:22.324</b>	29.387			29.919									
2	15:25:49.870	<b>1:01.008</b>	<b>17.809</b>			<b>120.915</b>									
<b>(21) Marc IRVINE</b>															
1	15:21:26.685	<b>1:21.406</b>	24.601	33.271	23.534	42.446	53.945								
2	15:22:28.617	<b>1:01.932</b>	<b>18.111</b>	<b>22.796</b>	<b>21.025</b>	<b>111.105</b>	<b>94.385</b>								
<b>(3) Jean-Luc CARTWRIGHT</b>															
1	15:20:47.174	<b>1:09.916</b>	22.644	26.030	21.242	37.344	74.481								
2	15:21:50.571	<b>1:03.397</b>	<b>18.307</b>	<b>23.912</b>	<b>21.178</b>	<b>118.147</b>	<b>98.688</b>								
<b>(73) Robert DAVEY</b>															
1	15:20:35.733	<b>1:11.119</b>	23.205	25.498	22.416	43.463	77.402								
2	15:21:40.125	<b>1:04.392</b>	<b>18.285</b>	<b>24.357</b>	<b>21.750</b>	107.030	<b>92.308</b>								

Clerk of the Course. Orbits

Sig : Time :  
 Chief Timekeeper : Ian Sharp (SMART Timing)  
 Results available at [www.speedhive.com](http://www.speedhive.com) and [www.smart-timing.co.uk](http://www.smart-timing.co.uk)  
 Printed: 28/08/2017 17:58:03





Bulletin No. \_\_\_\_\_

# Super Lap Scotland - Round 5 AC

Sorted on best lap time

Super Lap Scotland

Knockhill 1.267 miles

Final - Class E

26/08/2017 15:40

Practice started at 14:57:41

Pos	No.	Name	Make/Model	Class Code	Laps	Best Tm	Diff	Best Speed	2nd Best
1	31	Stephen MacFARLANE	Subaru Impreza	SLS-E	2	1:00.564		75.306	1:07.180
2	83	Fraser JAMIESON	Renault Clio 172 Ph1	SLS-E	2	1:00.624	0.060	75.232	1:12.516
3	13	Lewis SKENE	Renault Megane RS	SLS-E	2	1:01.152	0.588	74.582	1:10.493
4	15	Craig WALLACE	Renault Sport Megane	SLS-E	2	1:01.177	0.613	74.552	1:18.133
5	6	Michael FOSTER	Renault Clio 172	SLS-E	2	1:01.387	0.823	74.297	1:14.491
6	94	Jonathan SCRIMGEOUR	Vauxhall Astra VXR	SLS-E	2	1:01.587	1.023	74.055	1:21.687
7	103	Stuart ROBERTSON	Renault Clio	SLS-E	2	1:01.587	1.023	74.055	1:24.388
8	54	Steven McNAB	Renault Clio	SLS-E	2	1:01.663	1.099	73.964	1:24.358
9	12	James McELENY	Subaru Impreza	SLS-E	2	1:02.801	2.237	72.624	1:22.537
10	43	Stuart BUCHAN	Renault Clio 172 Cup	SLS-E	2	1:04.549	3.985	70.657	1:26.541
11	81	Ian PITMAN	Mini Cooper S JCW	SLS-E	2	1:04.622	4.058	70.577	1:29.245
12	53	Jamie GOUDIE	Mazda MX5	SLS-E	2	1:04.732	4.168	70.457	1:26.628
13	68	Jason OGG	Honda Civic Type R	SLS-E	2	1:05.316	4.752	69.827	1:27.687

Clerk of the Course.

Orbits

Sig : Time :  
 Chief Timekeeper : Ian Sharp (SMART Timing)  
 Results available at [www.speedhive.com](http://www.speedhive.com) and [www.smart-timing.co.uk](http://www.smart-timing.co.uk)





# Super Lap Scotland - Round 5 AC

Super Lap Scotland

Knockhill 1.267 miles

Final - Class E

26/08/2017 15:40

Practice started at 14:57:41

Lap	Time of Day	Lap Tm	S1	S2	S3	SFSpd	S1Spd	Lap	Time of Day	Lap Tm	S1	S2	S3	SFSpd	S1Spd
-----	-------------	--------	----	----	----	-------	-------	-----	-------------	--------	----	----	----	-------	-------

(31) Stephen MacFARLANE

1	15:15:56.862	<b>1:07.180</b>	21.380	24.761	21.039	42.100	89.716
2	15:16:57.426	<b>1:00.564</b>	<b>17.841</b>	<b>22.373</b>	<b>20.350</b>	112.220	<b>93.857</b>

(83) Fraser JAMIESON

1	15:15:45.270	<b>1:12.516</b>	24.223	27.519	20.774	44.709	59.651
2	15:16:45.894	<b>1:00.624</b>	<b>17.705</b>	<b>22.383</b>	<b>20.536</b>	107.544	<b>91.677</b>

(13) Lewis SKENE

1	15:15:26.637	<b>1:10.493</b>	22.132	27.378	20.983	46.928	80.755
2	15:16:27.789	<b>1:01.152</b>	<b>18.015</b>	<b>22.728</b>	<b>20.409</b>	109.118	<b>89.836</b>

(15) Craig WALLACE

1	15:11:48.113	<b>1:18.133</b>	23.688	32.283	22.162	42.581	68.970
2	15:12:49.290	<b>1:01.177</b>	<b>17.859</b>	<b>22.925</b>	<b>20.393</b>	112.786	<b>95.459</b>

(6) Michael FOSTER

1	15:12:18.318	<b>1:14.491</b>	24.322	29.349	20.820	35.696	65.090
2	15:13:19.705	<b>1:01.387</b>	<b>18.011</b>	<b>22.669</b>	<b>20.707</b>	<b>105.848</b>	<b>89.358</b>

(94) Jonathan SCRIMGEOUR

1	15:05:44.420	<b>1:21.687</b>	27.190	31.170	23.327	40.647	62.600
2	15:06:46.007	<b>1:01.587</b>	<b>18.234</b>	<b>22.410</b>	<b>20.943</b>	<b>106.015</b>	<b>90.320</b>

(103) Stuart ROBERTSON

1	15:06:20.228	<b>1:24.388</b>	28.056	33.515	22.817	34.204	49.857
2	15:07:21.815	<b>1:01.587</b>	<b>18.327</b>	<b>22.341</b>	<b>20.919</b>	102.768	<b>90.686</b>

(54) Steven McNAB

1	15:12:10.291	<b>1:24.358</b>	28.528			39.850	50.381
2	15:13:11.954	<b>1:01.663</b>	<b>18.169</b>			106.183	<b>89.957</b>

(12) James McELENY

1	15:06:03.378	<b>1:22.537</b>	29.721	29.869	22.947	26.630	43.804
2	15:07:06.179	<b>1:02.801</b>	<b>18.529</b>	<b>23.094</b>	<b>21.178</b>	<b>105.020</b>	<b>88.299</b>

(43) Stuart BUCHAN

1	15:02:05.411	<b>1:26.541</b>	24.975	37.274	24.292	41.760	78.032
2	15:03:09.960	<b>1:04.549</b>	<b>18.883</b>	<b>24.135</b>	<b>21.531</b>	99.125	<b>88.532</b>

(81) Ian PITMAN

1	15:01:52.770	<b>1:29.245</b>	29.969	35.746	23.530	25.850	55.830
2	15:02:57.392	<b>1:04.622</b>	<b>18.856</b>	<b>23.190</b>	<b>22.576</b>	<b>97.117</b>	<b>83.054</b>

(53) Jamie GOUDIE

1	15:05:31.396	<b>1:26.628</b>	32.825	32.564	<b>21.239</b>	36.392	48.279
2	15:06:36.128	<b>1:04.732</b>	<b>18.956</b>	<b>23.297</b>	22.479	<b>96.836</b>	<b>81.639</b>

(68) Jason OGG

1	15:01:18.965	<b>1:27.687</b>	30.907	33.285	23.495	34.663	46.154
2	15:02:24.281	<b>1:05.316</b>	<b>19.533</b>	<b>23.973</b>	<b>21.810</b>	<b>103.561</b>	<b>88.299</b>

Clerk of the Course. Orbits

Sig : Time :  
 Chief Timekeeper : Ian Sharp (SMART Timing)  
 Results available at [www.speedhive.com](http://www.speedhive.com) and [www.smart-timing.co.uk](http://www.smart-timing.co.uk)





Bulletin No. \_\_\_\_\_

# Super Lap Scotland - Round 5 AC

Sorted on best lap time

Super Lap Scotland

Knockhill 1.267 miles

Final - Class F

26/08/2017 15:30

Practice started at 14:46:18

Pos	No.	Name	Make/Model	Class Code	Laps	Best Tm	Diff	Best Speed	2nd Best
1	67	Marshall WISHART	Mazda RX8	SLS-F	2	1:01.174		74.555	1:11.537
2	88	Martin BROWN	Subaru Impreza WRX	SLS-F	2	1:01.938	0.764	73.636	1:19.861
3	41	Neil METHVEN	Renault Clio 182	SLS-F	2	1:02.830	1.656	72.590	1:26.999
4	38	Chris HISLOP	Renault Clio 197	SLS-F	2	1:03.101	1.927	72.278	1:20.828
5	65	Kevin STRACHAN	Renault Clio	SLS-F	2	1:03.218	2.044	72.145	1:13.835
6	48	Colin DUTHIE	Audi A3 3.2	SLS-F	2	1:03.636	2.462	71.671	1:23.761
7	132	Suzanne BUIST	Mini Cooper S	SLS-F	2	1:05.703	4.529	69.416	1:14.199

Clerk of the Course.

Orbits

Sig : Time :  
Chief Timekeeper : Ian Sharp (SMART Timing)

Results available at [www.speedhive.com](http://www.speedhive.com) and [www.smart-timing.co.uk](http://www.smart-timing.co.uk)

Printed: 28/08/2017 17:56:43







# Super Lap Scotland - Round 5 AC

Super Lap Scotland

Knockhill 1.267 miles

Final - Class F

26/08/2017 15:30

Practice started at 14:46:18

Lap	Time of Day	Lap Tm	S1	S2	S3	SFSpd	S1Spd	Lap	Time of Day	Lap Tm	S1	S2	S3	SFSpd	S1Spd
<b>(67) Marshall WISHART</b>															
1	14:52:05.445	<b>1:11.537</b>	25.446	25.384	20.707	36.651	70.123								
2	14:53:06.619	<b>1:01.174</b>	<b>18.161</b>	<b>22.490</b>	<b>20.523</b>	<b>103.882</b>	<b>86.035</b>								
<b>(88) Martin BROWN</b>															
1	14:51:54.416	<b>1:19.861</b>	27.085	30.605	22.171	32.482	58.918								
2	14:52:56.354	<b>1:01.938</b>	<b>18.331</b>	<b>22.657</b>	<b>20.950</b>	<b>106.351</b>	<b>89.002</b>								
<b>(41) Neil METHVEN</b>															
1	14:48:21.143	<b>1:26.999</b>	33.695	31.157	22.147	24.200	47.527								
2	14:49:23.973	<b>1:02.830</b>	<b>18.447</b>	<b>22.875</b>	<b>21.508</b>	<b>104.366</b>	<b>87.040</b>								
<b>(38) Chris HISLOP</b>															
1	14:48:39.020	<b>1:20.828</b>	28.499	29.906	22.423	34.221	55.876								
2	14:49:42.121	<b>1:03.101</b>	<b>18.623</b>	<b>23.054</b>	<b>21.424</b>	<b>99.566</b>	<b>85.706</b>								
<b>(65) Kevin STRACHAN</b>															
1	14:51:29.744	<b>1:13.835</b>	25.430	27.110	21.295	43.919	47.900								
2	14:52:32.962	<b>1:03.218</b>	<b>18.433</b>	<b>23.704</b>	<b>21.081</b>	<b>103.561</b>	<b>85.815</b>								
<b>(48) Colin DUTHIE</b>															
1	14:54:56.958	<b>1:23.761</b>	26.446	34.551	22.764	32.577	53.600								
2	14:56:00.594	<b>1:03.636</b>	<b>18.616</b>	<b>23.878</b>	<b>21.142</b>	<b>102.142</b>	<b>89.836</b>								
<b>(132) Suzanne BUIST</b>															
1	14:47:49.388	<b>1:14.199</b>	23.713	27.185	23.301	38.634	80.081								
2	14:48:55.091	<b>1:05.703</b>	<b>19.286</b>	<b>24.450</b>	<b>21.967</b>	<b>100.762</b>	<b>87.380</b>								

Clerk of the Course. Orbits

Sig : Time :  
 Chief Timekeeper : Ian Sharp (SMART Timing)  
 Results available at [www.speedhive.com](http://www.speedhive.com) and [www.smart-timing.co.uk](http://www.smart-timing.co.uk)





# Super Lap Scotland - Round 5 AC

Sorted on best lap time

Super Lap Scotland

Knockhill 1.267 miles

Final - Overall

26/08/2017 15:55

Practice started at 14:46:04

Pos	No.	Name	Make/Model	Class Code	Laps	Best Tm	Diff	Best Speed	2nd Best
1	51	Colin DORWARD	Mitsubishi Evo 5	SLS-P	2	54.062		84.363	1:17.548
2	46	George RIGBY	Subaru Impreza Spec-C	SLS-B	2	54.844	0.782	83.160	1:06.126
3	7	David LONG	Caterham R400	SLS-P	2	55.347	1.285	82.404	1:13.409
4	25	Alastair MOWAT	VW Golf	SLS-A	2	55.623	1.561	81.996	1:14.497
5	40	Colin LINKLATER	Subaru Impreza	SLS-P	2	55.933	1.871	81.541	1:03.225
6	131	Keith COWIE	Seat Leon Supercopa	SLS-C	2	55.987	1.925	81.462	1:22.951
7	34	Blair McCONACHIE	Caterham Superlight R	SLS-C	2	56.727	2.665	80.400	1:16.888
8	76	Robbie WYPER	Mitsubishi Evo 8 MR	SLS-C	2	57.961	3.899	78.688	1:15.434
9	77	Ian BONTHRONE	BMW E46 M3	SLS-D	2	58.098	4.036	78.503	1:12.154
10	9	Steven ARKLEY	Westfield Megabusa	SLS-C	2	58.665	4.603	77.744	1:17.068
11	78	David RYBOWSKI	Subaru Impreza WRX	SLS-D	2	59.579	5.517	76.551	1:22.118
12	52	Keith BOYD	Honda Civic	SLS-B	2	1:00.252	6.190	75.696	1:08.645
13	60	Andy CLOTWORTHY	Subaru Impreza	SLS-B	2	1:00.265	6.203	75.680	1:05.406
14	31	Stephen MacFARLANE	Subaru Impreza	SLS-E	2	1:00.564	6.502	75.306	1:07.180
15	42	Alex MILNE	Audi TTRS Plus	SLS-D	2	1:00.590	6.528	75.274	1:15.434
16	83	Fraser JAMIESON	Renault Clio 172 Ph1	SLS-E	2	1:00.624	6.562	75.232	1:12.516
17	45	Euan BEGBIE	Volkswagen Golf	SLS-D	2	1:01.008	6.946	74.758	1:22.324
18	13	Lewis SKENE	Renault Megane RS	SLS-E	2	1:01.152	7.090	74.582	1:10.493
19	67	Marshall WISHART	Mazda RX8	SLS-F	2	1:01.174	7.112	74.555	1:11.537
20	15	Craig WALLACE	Renault Sport Megane	SLS-E	2	1:01.177	7.115	74.552	1:18.133
21	6	Michael FOSTER	Renault Clio 172	SLS-E	2	1:01.387	7.325	74.297	1:14.491
22	94	Jonathan SCRIMGEOUR	Vauxhall Astra VXR	SLS-E	2	1:01.587	7.525	74.055	1:21.687
23	103	Stuart ROBERTSON	Renault Clio	SLS-E	2	1:01.587	7.525	74.055	1:24.388
24	54	Steven McNAB	Renault Clio	SLS-E	2	1:01.663	7.601	73.964	1:24.358
25	28	Craig MENZIES	Lotus Exige	SLS-C	2	1:01.663	7.601	73.964	1:26.263
26	21	Marc IRVINE	Ford Focus ST	SLS-D	2	1:01.932	7.870	73.643	1:21.406
27	88	Martin BROWN	Subaru Impreza WRX	SLS-F	2	1:01.938	7.876	73.636	1:19.861
28	12	James McELENY	Subaru Impreza	SLS-E	2	1:02.801	8.739	72.624	1:22.537
29	41	Neil METHVEN	Renault Clio 182	SLS-F	2	1:02.830	8.768	72.590	1:26.999
30	38	Chris HISLOP	Renault Clio 197	SLS-F	2	1:03.101	9.039	72.278	1:20.828
31	65	Kevin STRACHAN	Renault Clio	SLS-F	2	1:03.218	9.156	72.145	1:13.835
32	3	Jean-Luc CARTWRIGHT	Lexus IS-F	SLS-D	2	1:03.397	9.335	71.941	1:09.916
33	113	Alistair BAPTIE	Seat Leon	SLS-D	2	1:03.524	9.462	71.797	1:19.063
34	48	Colin DUTHIE	Audi A3 3.2	SLS-F	2	1:03.636	9.574	71.671	1:23.761
35	73	Robert DAVEY	Lotus Elise S220 Cup	SLS-D	2	1:04.392	10.330	70.829	1:11.119
36	43	Stuart BUCHAN	Renault Clio 172 Cup	SLS-E	2	1:04.549	10.487	70.657	1:26.541
37	81	Ian PITMAN	Mini Cooper S JCW	SLS-E	2	1:04.622	10.560	70.577	1:29.245
38	53	Jamie GOUDIE	Mazda MX5	SLS-E	2	1:04.732	10.670	70.457	1:26.628
39	68	Jason OGG	Honda Civic Type R	SLS-E	2	1:05.316	11.254	69.827	1:27.687
40	132	Suzanne BUIST	Mini Cooper S	SLS-F	2	1:05.703	11.641	69.416	1:14.199
41	32	John STEVENSON	Subaru Impreza	SLS-A	2	1:06.418	12.356	68.669	1:09.343

Clerk of the Course.

Orbits

Sig : Time :  
 Chief Timekeeper : Ian Sharp (SMART Timing)

Results available at [www.speedhive.com](http://www.speedhive.com) and [www.smart-timing.co.uk](http://www.smart-timing.co.uk)





# Super Lap Scotland - Round 5 AC

Sorted on best lap time

Super Lap Scotland

Knockhill 1.267 miles

Final - Overall

26/08/2017 15:55

Practice started at 14:46:04

Pos	No.	Name	Make/Model	Class Code	Laps	Best Tm	Diff	Best Speed	2nd Best
<b>Super Lap Scotland (A)</b>									
1	25	Alastair MOWAT	VW Golf	SLS-A	2	55.623		81.996	1:14.497
2	32	John STEVENSON	Subaru Impreza	SLS-A	2	1:06.418	10.795	68.669	1:09.343
<b>Super Lap Scotland (B)</b>									
1	46	George RIGBY	Subaru Impreza Spec-C	SLS-B	2	54.844		83.160	1:06.126
2	52	Keith BOYD	Honda Civic	SLS-B	2	1:00.252	5.408	75.696	1:08.645
3	60	Andy CLOTWORTHY	Subaru Impreza	SLS-B	2	1:00.265	5.421	75.680	1:05.406
<b>Super Lap Scotland (C)</b>									
1	131	Keith COWIE	Seat Leon Supercopa	SLS-C	2	55.987		81.462	1:22.951
2	34	Blair McCONACHIE	Caterham Superlight R	SLS-C	2	56.727	0.740	80.400	1:16.888
3	76	Robbie WYPER	Mitsubishi Evo 8 MR	SLS-C	2	57.961	1.974	78.688	1:15.434
4	9	Steven ARKLEY	Westfield Megabusa	SLS-C	2	58.665	2.678	77.744	1:17.068
5	28	Craig MENZIES	Lotus Exige	SLS-C	2	1:01.663	5.676	73.964	1:26.263
<b>Super Lap Scotland (D)</b>									
1	77	Ian BONTHRONE	BMW E46 M3	SLS-D	2	58.098		78.503	1:12.154
2	78	David RYBOWSKI	Subaru Impreza WRX	SLS-D	2	59.579	1.481	76.551	1:22.118
3	42	Alex MILNE	Audi TTRS Plus	SLS-D	2	1:00.590	2.492	75.274	1:15.434
4	45	Euan BEGBIE	Volkswagen Golf	SLS-D	2	1:01.008	2.910	74.758	1:22.324
5	21	Marc IRVINE	Ford Focus ST	SLS-D	2	1:01.932	3.834	73.643	1:21.406
6	3	Jean-Luc CARTWRIGHT	Lexus IS-F	SLS-D	2	1:03.397	5.299	71.941	1:09.916
7	113	Alistair BAPTIE	Seat Leon	SLS-D	2	1:03.524	5.426	71.797	1:19.063
8	73	Robert DAVEY	Lotus Elise S220 Cup	SLS-D	2	1:04.392	6.294	70.829	1:11.119
<b>Super Lap Scotland (E)</b>									
1	31	Stephen MacFARLANE	Subaru Impreza	SLS-E	2	1:00.564		75.306	1:07.180
2	83	Fraser JAMIESON	Renault Clio 172 Ph1	SLS-E	2	1:00.624	0.060	75.232	1:12.516
3	13	Lewis SKENE	Renault Megane RS	SLS-E	2	1:01.152	0.588	74.582	1:10.493
4	15	Craig WALLACE	Renault Sport Megane	SLS-E	2	1:01.177	0.613	74.552	1:18.133
5	6	Michael FOSTER	Renault Clio 172	SLS-E	2	1:01.387	0.823	74.297	1:14.491
6	94	Jonathan SCRIMGEOUR	Vauxhall Astra VXR	SLS-E	2	1:01.587	1.023	74.055	1:21.687
7	103	Stuart ROBERTSON	Renault Clio	SLS-E	2	1:01.587	1.023	74.055	1:24.388
8	54	Steven McNAB	Renault Clio	SLS-E	2	1:01.663	1.099	73.964	1:24.358
9	12	James McELENY	Subaru Impreza	SLS-E	2	1:02.801	2.237	72.624	1:22.537
10	43	Stuart BUCHAN	Renault Clio 172 Cup	SLS-E	2	1:04.549	3.985	70.657	1:26.541
11	81	Ian PITMAN	Mini Cooper S JCW	SLS-E	2	1:04.622	4.058	70.577	1:29.245
12	53	Jamie GOUDIE	Mazda MX5	SLS-E	2	1:04.732	4.168	70.457	1:26.628
13	68	Jason OGG	Honda Civic Type R	SLS-E	2	1:05.316	4.752	69.827	1:27.687

## Super Lap Scotland (F)

Clerk of the Course.

Sig : Time :  
Chief Timekeeper : Ian Sharp (SMART Timing)

Results available at [www.speedhive.com](http://www.speedhive.com) and [www.smart-timing.co.uk](http://www.smart-timing.co.uk)





Bulletin No. \_\_\_\_\_

# Super Lap Scotland - Round 5 AC

Sorted on best lap time

Super Lap Scotland

Knockhill 1.267 miles

Final - Overall

26/08/2017 15:55

Practice started at 14:46:04

Pos	No.	Name	Make/Model	Class Code	Laps	Best Tm	Diff	Best Speed	2nd Best
1	67	Marshall WISHART	Mazda RX8	SLS-F	2	1:01.174		74.555	1:11.537
2	88	Martin BROWN	Subaru Impreza WRX	SLS-F	2	1:01.938	0.764	73.636	1:19.861
3	41	Neil METHVEN	Renault Clio 182	SLS-F	2	1:02.830	1.656	72.590	1:26.999
4	38	Chris HISLOP	Renault Clio 197	SLS-F	2	1:03.101	1.927	72.278	1:20.828
5	65	Kevin STRACHAN	Renault Clio	SLS-F	2	1:03.218	2.044	72.145	1:13.835
6	48	Colin DUTHIE	Audi A3 3.2	SLS-F	2	1:03.636	2.462	71.671	1:23.761
7	132	Suzanne BUIST	Mini Cooper S	SLS-F	2	1:05.703	4.529	69.416	1:14.199

## Super Lap Scotland (Pro)

1	51	Colin DORWARD	Mitsubishi Evo 5	SLS-P	2	54.062		84.363	1:17.548
2	7	David LONG	Caterham R400	SLS-P	2	55.347	1.285	82.404	1:13.409
3	40	Colin LINKLATER	Subaru Impreza	SLS-P	2	55.933	1.871	81.541	1:03.225

Clerk of the Course.

Sig : Time :  
Chief Timekeeper : Ian Sharp (SMART Timing)

Results available at [www.speedhive.com](http://www.speedhive.com) and [www.smart-timing.co.uk](http://www.smart-timing.co.uk)

Printed: 28/08/2017 17:36:21

Orbits





ORGANISERS OF THE



Round 9 - Knockhill - Anti-Clockwise

Sprint

No.	Name	Make	Run 1			Run 2			Best
			Intermediate	Flying Lap	Finish	Intermediate	Flying Lap	Finish	
3	Heather CALDER	Gould GR55	40.04	44.26	84.30	38.66	43.19	81.85	81.85
1	Colin CALDER	Gould GR55	40.14	45.74	85.88	38.81	44.17	82.98	82.98
2	John GRAHAM	Gould GR55B	41.40	45.72	87.12	40.86	45.00	85.86	85.86
8	Nicholas ALGAR	DJ Firehawk	43.47	48.74	92.21	42.50	49.86	92.36	92.21
5	Steve MILES	Van Dieman RF96	43.44	50.25	93.69	42.87	50.14	93.01	93.01
15	Simon BAINBRIDGE	SBR Chrono V8	44.37	51.35	95.72	43.16	50.43	93.59	93.59
17	Graham BLACKWELL	Mygale EcoBoost	46.80	52.52	99.32	45.77	52.36	98.13	98.13
12	Grahame HARDEN	Jedi Mk6	48.57	56.75	105.32	46.86	55.01	101.87	101.87
10	Graham PORRETT	Lola Tegra T90	51.71	55.47	107.18		0.00		107.18
4	Terry HOLMES	Lola Tegra/Judd		0.00			0.00		0.00
14	Stewart ROBB	Pilbeam MP88		0.00			0.00		0.00



Scottish Motorsports Automatic Race Timing

