


# Knockhill

17<sup>th</sup> September 2017



**S.M.A.R.T.**

**Scottish Motorsports Automatic Race Timing**

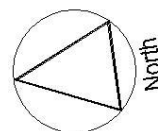
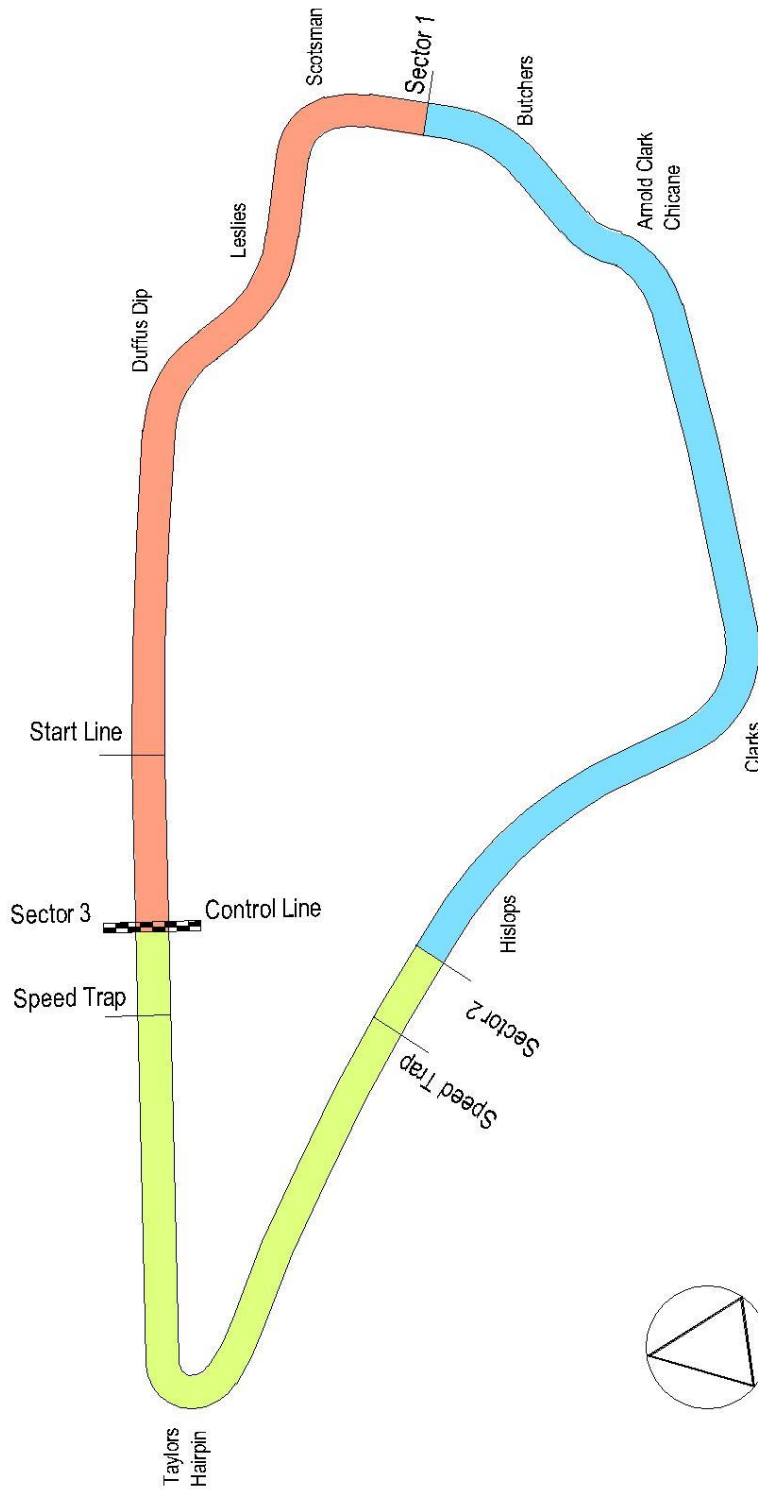

Ravenslea, Melrose Road, Galashiels, TD1 2AT

Telephone : 01896 – 752447

# Scottish Motorsports Automatic Race Timing

## Circuit layout

### Knockhill – Clockwise



Length	0.433 Mile
Sector 1	0.503 Mile
Sector 2	0.334 Mile
Sector 3	



# Super Lap Scotland - Round 7

Sorted on best lap time

Super Lap Scotland

Knockhill 1.267 miles

Warm Up - Group 1

17/09/2017 09:00

Practice (15:00 Time) started at 8:59:35

Pos	No.	Name	Make/Model	Class Code	Laps	Best Tm	Diff	Best Speed	2nd Best
1	83	Fraser JAMIESON	Renault Clio 172 Ph1	SLS-E	10	1:00.574		75.294	1:00.637
2	6	Michael FOSTER	Renault Clio 172	SLS-E	12	1:00.631	0.057	75.223	1:00.722
3	54	Steven McNAB	Renault Clio	SLS-E	8	1:00.945	0.371	74.835	1:01.257
4	67	Marshall WISHART	Mazda RX8	SLS-F	12	1:01.062	0.488	74.692	1:01.208
5	12	James McELENY	Subaru Impreza	SLS-E	10	1:01.174	0.600	74.555	1:01.611
6	103	Stuart ROBERTSON	Renault Clio	SLS-E	10	1:01.615	1.041	74.022	1:02.153
7	38	Chris HISLOP	Renault Clio 197	SLS-F	13	1:01.622	1.048	74.013	1:01.807
8	41	Neil METHVEN	Renault Clio 182	SLS-F	13	1:02.225	1.651	73.296	1:02.285
9	94	Jonathan SCRIMGEOUR	Vauxhall Astra VXR	SLS-E	9	1:02.284	1.710	73.227	1:03.728
10	15	Craig WALLACE	Renault Sport Megane	SLS-E	7	1:02.838	2.264	72.581	1:03.304
11	65	Kevin STRACHAN	Renault Clio	SLS-F	9	1:03.905	3.331	71.369	1:04.609
12	48	Colin DUTHIE	Audi A3 3.2	SLS-F	11	1:04.039	3.465	71.220	1:04.616
13	160	Ray McGINLAY	Ford Puma	SLS-E	9	1:04.633	4.059	70.565	1:05.220
14	49	Robert JOBSON	Honda S2000	Guest	10	1:06.962	6.388	68.111	1:07.879
15	88	Martin BROWN	Subaru Impreza WRX	SLS-F	9	1:07.092	6.518	67.979	1:07.673
16	132	Suzanne BUIST	Mini Cooper S	SLS-F	8	1:10.611	10.037	64.591	1:11.490
17	56	Ian BIAGI	BMC Mini Clubman	SLS-E	7	1:10.968	10.394	64.266	1:13.672

Clerk of the Course:

Sig : Time :  
Chief Timekeeper : Ian Sharp (SMART Timing)

Resulat available at [www.speedhive.com](http://www.speedhive.com) and [www.smart-timing.co.uk](http://www.smart-timing.co.uk)





# Super Lap Scotland - Round 7

## Super Lap Scotland

Knockhill 1.267 miles

### Warm Up - Group 1

17/09/2017 09:00

### Practice (15:00 Time) started at 8:59:35

Lap	Time of Day	Lap Tm	S1	S2	S3	S3Spd	SFSpd
<b>(83) Fraser JAMIESON</b>							
1	9:01:05.896			30.259	22.507	62.776	86.590
2	9:02:08.438	<b>1:02.542</b>	20.137	23.678	18.727	93.857	87.722
3	9:03:09.012	<b>1:00.574</b>	19.703	22.527	18.344	95.731	87.952
4	9:04:09.649	<b>1:00.637</b>	<b>19.654</b>	22.683	18.300	95.731	87.380
5	9:05:34.764	<b>1:25.115</b>	27.137	28.809	29.169	64.403	27.005
6	9:09:16.411	<b>3:41.647</b>	2:51.202	30.690	19.755	66.641	88.183
7	9:10:17.202	<b>1:00.791</b>	19.869	<b>22.525</b>	18.397	<b>96.143</b>	87.952
8	9:11:18.006	<b>1:00.804</b>	19.810	22.743	<b>18.251</b>	95.731	<b>88.532</b>
9	9:12:19.240	<b>1:01.234</b>	19.933	22.775	18.526	95.868	88.532
10	9:13:48.658	<b>1:29.418</b>	23.083	32.613	33.722	53.218	24.708

<b>(6) Michael FOSTER</b>							
1	9:01:40.070			27.669	21.227	89.477	82.240
2	9:02:45.038	<b>1:04.968</b>	21.223	25.249	18.496	90.564	86.702
3	9:03:48.597	<b>1:03.559</b>	19.661	24.257	19.641	62.310	86.257
4	9:04:49.474	<b>1:00.877</b>	19.720	23.041	18.116	96.143	86.814
5	9:05:50.732	<b>1:01.258</b>	20.325	<b>22.739</b>	18.194	96.419	<b>86.927</b>
6	9:06:51.363	<b>1:00.631</b>	19.756	22.808	18.067	95.868	86.257
7	9:07:55.039	<b>1:03.676</b>	19.762	22.855	21.059	<b>97.682</b>	38.880
8	9:10:31.469	<b>2:36.430</b>	1:55.197	23.101	18.132	95.323	86.257
9	9:11:33.301	<b>1:01.832</b>	20.365	23.409	<b>18.058</b>	94.518	86.590
10	9:12:34.038	<b>1:00.737</b>	19.595	22.983	18.159	94.785	86.479
11	9:13:34.760	<b>1:00.722</b>	<b>19.542</b>	22.957	18.223	95.053	86.035
12	9:14:35.709	<b>1:00.949</b>	19.866	22.990	18.093	95.053	86.146

<b>(54) Steven McNAB</b>							
1	9:01:53.937			31.985	23.140	89.239	82.039
2	9:03:02.948	<b>1:09.011</b>	23.907	<b>25.304</b>	19.800	92.435	83.467
3	9:04:12.767	<b>1:09.819</b>	<b>22.042</b>	28.872	18.905	92.947	85.925
4	9:05:17.009	<b>1:04.242</b>			19.929	81.343	84.839
5	9:06:18.466	<b>1:01.457</b>			18.347	95.053	86.927
6	9:07:19.723	<b>1:01.257</b>			<b>18.237</b>	95.868	86.814
7	9:08:20.668	<b>1:00.945</b>			18.415	<b>96.836</b>	<b>87.722</b>
8	9:09:32.323	<b>1:11.655</b>			22.353	81.146	42.206

<b>(67) Marshall WISHART</b>							
1	9:01:19.270			32.256	22.971	68.477	74.647
2	9:02:31.365	<b>1:12.095</b>	23.151	27.238	21.706	73.989	80.176
3	9:03:37.925	<b>1:06.560</b>	21.054	25.940	19.566	86.035	80.176
4	9:04:43.936	<b>1:06.011</b>	20.632	24.772	20.607	90.320	78.032
5	9:05:52.145	<b>1:08.209</b>	21.585	24.646	21.978	92.181	39.429
6	9:07:58.849	<b>2:06.704</b>	1:24.835	23.348	18.521	93.857	82.849
7	9:09:00.057	<b>1:01.208</b>	19.680	23.150	<b>18.378</b>	94.385	<b>83.989</b>
8	9:10:01.119	<b>1:01.062</b>	<b>19.211</b>	23.296	18.555	<b>94.651</b>	82.747
9	9:11:08.026	<b>1:06.907</b>	21.491	26.810	18.606	91.179	83.885
10	9:12:09.363	<b>1:01.337</b>	19.354	<b>23.035</b>	18.948	93.857	80.081
11	9:13:10.702	<b>1:01.339</b>	19.571	23.225	18.543	94.651	82.543
12	9:14:15.352	<b>1:04.650</b>	19.470	23.345	21.835	93.595	30.256

<b>(12) James McELENY</b>							
1	9:01:39.145			28.035	21.516	76.086	83.989
2	9:02:44.394	<b>1:05.249</b>	20.426	26.464	18.359	96.281	<b>87.153</b>
3	9:03:45.568	<b>1:01.174</b>	19.790	<b>23.295</b>	<b>18.089</b>	<b>98.833</b>	87.153
4	9:04:47.179	<b>1:01.611</b>	<b>19.572</b>	23.866	18.173	96.836	85.162
5	9:05:55.500	<b>1:08.321</b>	20.481	24.214	23.626	74.152	29.165
6	9:08:18.219	<b>2:22.719</b>	1:35.115	27.976	19.628	74.481	84.095
7	9:09:20.179	<b>1:01.960</b>	20.090	23.511	18.359	97.257	83.260
8	9:10:22.233	<b>1:02.054</b>	20.004	23.511	18.539	95.053	82.341
9	9:11:35.689	<b>1:13.456</b>	22.779	28.923	21.754	66.181	81.739
10	9:12:45.187	<b>1:09.498</b>	20.191	23.756	25.551	94.252	26.112

<b>(103) Stuart ROBERTSON</b>							
1	9:01:24.945			31.098	25.398	50.381	84.095
2	9:02:30.000	<b>1:05.055</b>	20.589	24.886	19.580	91.427	84.412
3	9:03:33.096	<b>1:03.966</b>	19.916	23.932	19.248	93.465	84.839
4	9:04:36.969	<b>1:03.873</b>	19.973	24.820	19.080	87.837	84.946
5	9:05:39.196	<b>1:02.227</b>	20.152	23.209	18.866	<b>95.995</b>	83.989
6	9:06:55.118	<b>1:15.922</b>	20.526	28.395	27.001	72.314	24.600
7	9:09:26.610	<b>2:31.492</b>	1:49.227	23.624	<b>18.641</b>	93.335	84.625
8	9:10:28.763	<b>1:02.153</b>	19.962	23.303	18.888	91.928	83.675
9	9:11:30.378	<b>1:01.615</b>	<b>19.731</b>	<b>23.153</b>	18.731	94.651	<b>85.162</b>
10	9:12:42.468	<b>1:12.090</b>	20.919	26.694	24.477	76.958	29.786

<b>(38) Chris HISLOP</b>							
1	9:01:30.645						29.447
2	9:02:39.732	<b>1:09.087</b>	23.368	26.889	18.830	92.562	<b>84.306</b>
3	9:03:42.416	<b>1:02.684</b>	20.211	23.749	18.724	93.335	84.200
4	9:04:45.437	<b>1:03.021</b>	20.295	23.909	18.817	93.076	81.739
5	9:06:04.738	<b>1:19.301</b>	24.609	31.108	23.584	54.294	83.780
6	9:07:07.440	<b>1:02.702</b>	20.262	23.817	18.623	<b>93.465</b>	84.306
7	9:08:11.611	<b>1:04.171</b>	20.945	24.526	18.700	93.076	83.885
8	9:09:14.125	<b>1:02.514</b>	20.350	23.517	18.647	93.335	84.200
9	9:10:17.092	<b>1:02.967</b>	20.019	23.682	19.266	92.690	72.943
10	9:11:24.126	<b>1:07.034</b>	23.205	25.104	18.725	92.947	84.200
11	9:12:25.933	<b>1:01.807</b>	19.946	23.364	<b>18.497</b>	92.947	84.095
12	9:13:27.555	<b>1:01.622</b>	<b>19.743</b>	<b>23.217</b>	18.662	92.690	83.571
13	9:14:32.219	<b>1:04.664</b>	22.210	23.443	19.011	92.054	80.465

<b>(41) Neil METHVEN</b>							
1	9:01:11.691						30.089
2	9:02:20.788	<b>1:09.097</b>	23.305	26.493	19.299	91.677	83.989
3	9:03:24.307	<b>1:03.519</b>	20.750	23.700	19.069	95.731	83.780
4	9:04:27.386	<b>1:03.079</b>	20.754	23.458	18.867	95.731	84.412
5	9:05:29.984	<b>1:02.598</b>	20.526	23.287	18.785	96.143	84.200
6	9:06:32.559	<b>1:02.575</b>	20.551	23.279	18.745	96.419	<b>85.270</b>
7	9:07:40.467	<b>1:07.908</b>	22.899	26.000	19.009	94.120	84.306
8	9:08:42.692	<b>1:02.225</b>	20.284	23.165	18.776	96.005	84.732
9	9:09:45.014	<b>1:02.322</b>	<b>20.265</b>	23.397	18.660	96.143	84.625
10	9:10:47.430	<b>1:02.416</b>	20.381	23.376	<b>18.659</b>	96.419	84.625
11	9:11:56.356	<b>1:08.926</b>	21.926	25.113	21.887	77.761	77.761
12	9:13:04.097	<b>1:07.741</b>	23.745	25.252	18.744	<b>96.558</b>	85.054
13	9:14:06.382	<b>1:02.285</b>	20.472	<b>23.062</b>	18.751	96.143	85.054

<b>(94) Jonathan SCRIMGEOUR</b>							
1	9:01:08.090						29.982
2	9:02:11.818	<b>1:03.728</b>	20.740	24.036	18.952	97.399	85.596
3	9:03:14.102	<b>1:02.284</b>	20.422	<b>23.314</b>	<b>18.548</b>	98.254	<b>85.925</b>
4	9:04:31.212	<b>1:17.110</b>	20.140	29.409	27.561	60.621	37.015
5	9:06:44.214	<b>2:13.002</b>	1:30.008	23.723	19.271	97.824	84.306
6	9:07:51.446	<b>1:07.232</b>	22.063	25.004	20.165	96.836	74.152
7	9:08:55.577	<b>1:04.131</b>	20.763	23.970	19.398	86.257	85.054
8	9:10:00.846	<b>1:05.269</b>	22.075	24.405	18.789	97.540	84.306
9	9:11:05.022	<b>1:04.176</b>	<b>20.075</b>	23.474	20.627	<b>98.398</b>	41.070

<b>(15) Craig WALLACE</b>							
1	9:01:42.139						27.574
2	9:02:47.794	<b>1:05.655</b>	21.480	25.106	19.069	94.120	89.836
3	9:03:52.315	<b>1:04.521</b>	20.601	24.558	19.362	90.198	90.198
4	9:04:55.619	<b>1:03.304</b>	20.439	24.233	<b>18.632</b>	<b>102.142</b>	<b>90.442</b>
5	9:05:58.457	<b>1:02.838</b>	<b>19.933</b>	<b>24.15</b>			



# Super Lap Scotland - Round 7

Super Lap Scotland

Knockhill 1.267 miles

Warm Up - Group 1

17/09/2017 09:00

Practice (15:00 Time) started at 8:59:35

Lap	Time of Day	Lap Tm	S1	S2	S3	S3Spd	SFSpd	Lap	Time of Day	Lap Tm	S1	S2	S3	S3Spd	SFSpd
-----	-------------	--------	----	----	----	-------	-------	-----	-------------	--------	----	----	----	-------	-------

(160) Ray McGINLAY

1	9:01:19.896			31.094	22.567	71.013	75.064								
2	9:02:32.229	<b>1:12.333</b>	23.816	26.962	21.555	72.314	80.658								
3	9:03:38.795	<b>1:06.566</b>	21.794	25.079	19.693	91.928	<b>82.442</b>								
4	9:04:44.525	<b>1:05.730</b>	<b>20.970</b>	24.946	19.814	91.928	81.441								
5	9:05:51.952	<b>1:07.427</b>	21.765	24.743	20.919	91.427	76.000								
6	9:06:57.172	<b>1:05.220</b>	21.327	24.354	19.539	91.928	81.839								
7	9:08:04.281	<b>1:07.109</b>	21.126	<b>23.867</b>	22.116	<b>93.595</b>	33.773								
8	9:11:58.270	<b>3:53.989</b>	3:09.795	24.684	19.510	92.947	81.244								
9	9:13:02.903	<b>1:04.633</b>	21.300	23.978	<b>19.355</b>	92.818	70.417								

(49) Robert JOBSON

1	9:01:17.311			30.580	22.004	86.035	81.343								
2	9:02:27.141	<b>1:09.830</b>	22.884	25.818	21.128	92.690	81.441								
3	9:03:35.020	<b>1:07.879</b>	22.016	26.238	19.625	92.054	81.639								
4	9:04:41.982	<b>1:06.962</b>	21.663	25.282	20.017	92.435	<b>82.240</b>								
5	9:05:57.072	<b>1:15.090</b>	21.506	32.091	21.493	78.857	77.224								
6	9:07:06.006	<b>1:08.934</b>	24.692	<b>24.843</b>	<b>19.399</b>	92.818	81.146								
7	9:08:18.204	<b>1:12.198</b>	21.874	27.669	22.655	92.181	26.897								
8	9:10:42.529	<b>2:24.325</b>	1:34.147	27.672	22.506	69.758	72.549								
9	9:11:53.364	<b>1:10.835</b>	23.162	26.383	21.290	78.672	82.039								
10	9:13:01.350	<b>1:07.986</b>	<b>21.427</b>	25.086	21.473	<b>92.947</b>	36.432								

(88) Martin BROWN

1	9:01:11.053			30.266	23.607	70.123	73.826								
2	9:02:24.644	<b>1:13.591</b>	23.065	28.264	22.262	69.112	76.432								
3	9:03:33.236	<b>1:08.592</b>	21.958	25.366	21.268	<b>90.932</b>	64.838								
4	9:04:40.909	<b>1:07.673</b>	22.097	25.299	<b>20.277</b>	80.853	79.417								
5	9:05:48.001	<b>1:07.092</b>	21.505	25.157	20.430	84.946	76.607								
6	9:06:59.310	<b>1:11.309</b>	<b>21.445</b>	<b>24.381</b>	25.483	81.048	24.262								
7	9:09:11.473	<b>2:12.163</b>	1:25.494	25.670	20.999	75.828	<b>79.606</b>								
8	9:10:30.890	<b>1:19.417</b>	21.792	29.447	28.178	59.811	29.839								
9	9:13:47.098	<b>3:16.208</b>	2:29.815	25.500	20.893	88.767	76.958								

(132) Suzanne BUIST

1	9:01:27.993			31.174	24.808	66.312	79.043								
2	9:02:52.102	<b>1:24.109</b>	25.355	35.987	22.767	56.346	79.136								
3	9:04:05.489	<b>1:13.387</b>	24.167	28.309	20.911	79.700	<b>82.951</b>								
4	9:05:19.880	<b>1:14.391</b>	23.864	27.192	23.335	66.840	78.397								
5	9:06:31.370	<b>1:11.490</b>	23.521	27.155	20.814	88.299	78.032								
6	9:07:43.253	<b>1:11.883</b>	23.401	27.416	21.066	80.176	78.672								
7	9:08:53.864	<b>1:10.611</b>	23.372	<b>26.509</b>	<b>20.730</b>	<b>89.957</b>	79.043								
8	9:10:12.028	<b>1:18.164</b>	<b>23.235</b>	28.836	26.093	68.407	34.134								

(56) Ian BIAGI

1	9:01:33.702			30.426	22.876	75.402	74.234								
2	9:02:53.471	<b>1:19.769</b>	<b>23.413</b>	33.127	23.229	50.762	56.393								
3	9:04:07.143	<b>1:13.672</b>			21.624	81.938	58.102								
4	9:05:18.111	<b>1:10.968</b>		<b>26.036</b>	21.269	<b>82.543</b>	74.897								
5	9:06:32.275	<b>1:14.164</b>			26.571	80.368	21.297								
6	9:10:59.543	<b>4:27.268</b>	3:39.216	26.956	<b>21.096</b>	78.397	<b>76.000</b>								
7	9:12:13.527	<b>1:13.984</b>			25.804	80.272	24.157								

Clerk of the Course:

Sig : Time :  
Chief Timekeeper : Ian Sharp (SMART Timing)

Resulat available at [www.speedhive.com](http://www.speedhive.com) and [www.smart-timing.co.uk](http://www.smart-timing.co.uk)

Printed: 17/09/2017 09:55:18

Orbits





Bulletin No. \_\_\_\_\_

# Super Lap Scotland - Round 7

Sorted on best lap time

Super Lap Scotland

Knockhill 1.267 miles

Warm Up - Group 2

17/09/2017 09:20

Practice started at 9:17:47

Pos	No.	Name	Make/Model	Class Code	Laps	Best Tm	Diff	Best Speed	2nd Best
1	34	Blair McCONACHIE	Caterham Superlight R	SLS-C	11	56.122		81.267	56.222
2	131	Keith COWIE	Seat Leon Supercopa	SLS-C	9	56.658	0.536	80.498	57.415
3	5	Paul TOMLINSON	Subaru Impreza	SLS-D	9	57.947	1.825	78.707	58.784
4	77	Ian BONTHRONE	BMW E46 M3	SLS-D	9	57.960	1.838	78.689	58.056
5	28	Craig MENZIES	Lotus Exige	SLS-C	14	58.583	2.461	77.853	58.745
6	78	David RYBOWSKI	Subaru Impreza WRX	SLS-D	7	59.087	2.965	77.189	59.558
7	9	Steven ARKLEY	Westfield Megabusa	SLS-C	11	59.253	3.131	76.972	1:00.061
8	21	Marc IRVINE	Ford Focus ST	SLS-D	8	1:01.567	5.445	74.079	1:01.749
9	73	Robert DAVEY	Lotus Elise S220 Cup	SLS-D	12	1:02.720	6.598	72.717	1:02.845
10	42	Alex MILNE	Audi TTRS Plus	SLS-D	7	1:03.421	7.299	71.914	1:03.939
11	3	Jean-Luc CARTWRIGHT	Lexus IS-F	SLS-D	13	1:05.692	9.570	69.428	1:05.851

Clerk of the Course:

Sig : Time :  
 Chief Timekeeper : Ian Sharp (SMART Timing)

Resulat available at [www.speedhive.com](http://www.speedhive.com) and [www.smart-timing.co.uk](http://www.smart-timing.co.uk)

Printed: 17/09/2017 09:55:49



Orbits



# Super Lap Scotland - Round 7

Super Lap Scotland

Knockhill 1.267 miles

Warm Up - Group 2

17/09/2017 09:20

Practice started at 9:17:47

Lap	Time of Day	Lap Tm	S1	S2	S3	S3Spd	SFSpd
<b>(34) Blair McCONACHIE</b>							
1	9:22:21.231			29.401	23.906	58.866	78.765
2	9:23:35.244	<b>1:14.013</b>	23.098	27.595	23.320	69.831	96.697
3	9:24:32.394	<b>57.150</b>	18.785	21.395	16.970	<b>110.193</b>	<b>97.967</b>
4	9:25:31.282	<b>58.888</b>	20.958	21.202	16.728	109.832	97.682
5	9:26:28.153	<b>56.871</b>	18.562	21.229	17.080	109.474	97.257
6	9:27:26.111	<b>57.958</b>	18.300	22.633	17.025	109.474	97.824
7	9:28:22.233	<b>56.122</b>	<b>18.185</b>	21.102	16.835	109.118	97.967
8	9:29:25.619	<b>1:03.386</b>	19.182	24.201	20.003	96.836	95.731
9	9:30:21.841	<b>56.222</b>	18.431	<b>21.076</b>	<b>16.715</b>	108.588	97.824
10	9:31:22.832	<b>1:00.991</b>	18.418	21.481	21.092	108.413	67.377
11	9:32:41.360	<b>1:18.528</b>	25.968	30.099	22.461	63.851	93.726

Lap	Time of Day	Lap Tm	S1	S2	S3	S3Spd	SFSpd
<b>(131) Keith COWIE</b>							
1	9:21:16.349			26.346	18.476	101.987	94.651
2	9:22:17.602	<b>1:01.253</b>	20.659	23.468	17.126	108.941	106.689
3	9:23:15.017	<b>57.415</b>	18.900	21.836	16.679	<b>118.147</b>	<b>108.941</b>
4	9:24:12.611	<b>57.594</b>	18.967	22.244	16.383	116.912	106.520
5	9:25:21.493	<b>1:08.882</b>	19.297	25.590	23.995	100.611	29.038
6	9:29:50.110	<b>4:28.617</b>	3:40.753	29.813	18.051	94.252	95.323
7	9:30:47.837	<b>57.727</b>	19.501	21.839	16.387	114.714	108.941
8	9:31:44.495	<b>56.658</b>	18.636	<b>21.691</b>	<b>16.331</b>	116.912	107.030
9	9:32:45.011	<b>1:00.516</b>	<b>18.547</b>	23.428	18.541	96.143	106.859

Lap	Time of Day	Lap Tm	S1	S2	S3	S3Spd	SFSpd
<b>(5) Paul TOMLINSON</b>							
1	9:19:07.215			27.743	18.994	101.832	92.818
2	9:20:10.059	<b>1:02.844</b>	20.924	23.850	18.070	103.402	94.785
3	9:21:15.209	<b>1:05.150</b>	20.919	22.806	21.425	106.859	25.410
4	9:25:12.116	<b>3:56.907</b>	3:12.387	24.760	19.760	102.454	66.974
5	9:26:17.330	<b>1:05.214</b>	23.421	24.155	17.638	103.721	93.335
6	9:27:16.114	<b>58.784</b>	19.377	21.964	17.443	107.201	93.595
7	9:28:14.061	<b>57.947</b>	<b>18.943</b>	<b>21.877</b>	<b>17.127</b>	<b>107.890</b>	<b>95.595</b>
8	9:29:36.405	<b>1:22.344</b>	21.816	35.348	25.180	65.921	54.692
9	9:31:02.797	<b>1:26.392</b>	26.219	31.661	28.512	61.454	23.916

Lap	Time of Day	Lap Tm	S1	S2	S3	S3Spd	SFSpd
<b>(77) Ian BONTHORNE</b>							
1	9:23:13.796			26.431	18.908	92.818	93.595
2	9:24:15.100	<b>1:01.304</b>	20.991	22.397	17.916	104.692	<b>94.518</b>
3	9:25:14.130	<b>59.030</b>	18.839	21.976	18.215	105.515	94.385
4	9:26:12.623	<b>58.493</b>	18.571	21.986	17.936	104.856	94.518
5	9:27:17.395	<b>1:04.772</b>	21.427	25.637	<b>17.708</b>	104.692	94.252
6	9:28:15.451	<b>58.056</b>	<b>18.397</b>	21.743	17.916	<b>105.848</b>	93.988
7	9:29:27.505	<b>1:12.054</b>	20.760	26.802	24.492	75.572	33.756
8	9:32:06.389	<b>2:38.884</b>	1:58.589	22.495	17.800	103.882	94.252
9	9:33:04.349	<b>57.960</b>	18.438	<b>21.615</b>	17.907	104.692	81.441

Lap	Time of Day	Lap Tm	S1	S2	S3	S3Spd	SFSpd
<b>(28) Craig MENZIES</b>							
1	9:19:18.670			26.683	22.927	64.465	86.927
2	9:20:20.823	<b>1:02.153</b>	21.120	23.522	17.511	107.890	94.518
3	9:21:54.233	<b>1:33.410</b>	19.088	48.337	25.985	49.416	97.257
4	9:22:53.032	<b>58.799</b>	19.200	22.396	17.203	<b>109.832</b>	<b>97.824</b>
5	9:23:52.469	<b>59.437</b>	19.437	22.747	17.253	108.764	93.857
6	9:24:53.940	<b>1:01.471</b>	19.456	24.581	17.434	104.692	97.257
7	9:25:52.685	<b>58.745</b>	19.215	<b>22.340</b>	17.190	109.474	96.836
8	9:26:51.454	<b>58.769</b>	19.105	22.558	<b>17.106</b>	109.296	97.540
9	9:27:52.408	<b>1:00.954</b>	19.743	23.746	17.465	107.030	96.143
10	9:28:51.817	<b>59.409</b>	19.421	22.792	17.196	109.118	96.558
11	9:29:51.163	<b>59.346</b>	19.343	22.568	17.435	109.296	96.836
12	9:31:14.134	<b>1:22.971</b>	20.804	38.874	23.293	51.901	97.824
13	9:32:13.231	<b>59.097</b>	19.387	22.443	17.267	109.474	97.257
14	9:33:11.814	<b>58.583</b>	<b>18.929</b>	22.538	17.116	107.544	97.399

Lap	Time of Day	Lap Tm	S1	S2	S3	S3Spd	SFSpd
<b>(78) David RYBOWSKI</b>							
1	9:19:12.706			28.196	21.375	81.048	76.782
2	9:20:19.629	<b>1:06.923</b>			18.639	94.252	93.076
3	9:21:19.187	<b>59.558</b>			<b>17.588</b>	104.043	93.335
4	9:22:29.516	<b>1:10.329</b>			21.303	86.927	73.826
5	9:23:43.540	<b>1:14.024</b>	<b>23.924</b>	<b>27.928</b>	22.172	57.064	<b>93.595</b>
6	9:24:42.627	<b>59.087</b>			17.730	<b>104.204</b>	92.308
7	9:26:02.153	<b>1:19.526</b>		30.623	25.688	63.730	29.524

Lap	Time of Day	Lap Tm	S1	S2	S3	S3Spd	SFSpd
<b>(9) Steven ARKLEY</b>							
1	9:19:16.373				21.976	70.417	90.564

Lap	Time of Day	Lap Tm	S1	S2	S3	S3Spd	SFSpd
<b>(21) Marc IRVINE</b>							
1	9:20:23.170	<b>1:06.797</b>			19.143	84.946	97.399
2	9:21:26.894	<b>1:03.724</b>			17.853	96.005	96.419
3	9:22:29.128	<b>1:02.234</b>			17.264	104.204	97.540
4	9:23:30.197	<b>1:01.069</b>			17.077	106.183	97.967
5	9:24:30.936	<b>1:00.739</b>			16.900	<b>106.520</b>	<b>99.125</b>
6	9:26:04.799	<b>1:33.863</b>			33.582	39.452	27.605
7	9:28:59.364	<b>2:54.565</b>			18.055	97.540	95.731
8	9:29:59.425	<b>1:00.061</b>			17.030	105.184	98.111
9	9:30:58.678	<b>59.253</b>			<b>16.771</b>	104.692	98.398
10	9:32:22.598	<b>1:23.920</b>			26.484	53.218	35.983

Lap	Time of Day	Lap Tm	S1	S2	S3	S3Spd	SFSpd
<b>(73) Robert DAVEY</b>							
1	9:19:54.617				35.888	25.062	54.426
2	9:20:58.133	<b>1:27.624</b>	26.303	35.369	25.952	40.845	59.545
3	9:22:13.906	<b>1:15.773</b>	26.195	30.266	19.312	77.313	87.153
4	9:23:15.655	<b>1:01.749</b>	19.853	23.656	<b>18.240</b>	100.914	<b>88.884</b>
5	9:24:30.227	<b>1:14.572</b>	21.834	28.097	24.641	75.914	33.255
6	9:27:26.560	<b>2:56.333</b>	2:13.355	24.014	18.964	<b>101.066</b>	85.815
7	9:28:28.127	<b>1:01.567</b>	<b>19.804</b>	<b>23.402</b>	18.361	100.310	88.183
8	9:29:47.065	<b>1:18.938</b>	22.841	30.017	26.080	73.262	29.076

Lap	Time of Day	Lap Tm	S1	S2	S3	S3Spd	SFSpd
<b>(2) Alex MILNE</b>							
1	9:22:00.930	<b>1:06.313</b>	22.700	25.290	18.323	97.967	89.716
2	9:23:10.764	<b>1:09.834</b>	26.067	25.117	18.650	97.540	90.320
3	9:24:16.669	<b>1:05.905</b>	21.229	26.042	18.634	88.532	90.686
4	9:25:20.040	<b>1:03.371</b>	20.966	24.292	18.113	98.979	90.320
5	9:26:23.220	<b>1:03.180</b>	20.773	24.085	18.322	100.161	90.686
6	9:27:29.513	<b>1:06.293</b>	22.279	25.819	18.195	97.399	89.957
7	9:28:32.358	<b>1:02.845</b>	20.725	24.070	<b>18.050</b>	99.419	90.320
8	9:29:35.479	<b>1:03.121</b>	20.766	24.177	18.178	98.979	89.477
9	9:30:38.663	<b>1:03.184</b>	20.679	24.244	18.261	99.272	90.077
10	9:31:41.383	<b>1:02.720</b>	<b>20.608</b>	24.031	18.081	<b>100.460</b>	<b>91.055</b>
11	9:32:47.097	<b>1:05.714</b>	20.700	<b>23.921</b>	21.093	98.111	70.270

Lap	Time of Day	Lap Tm	S1	S2	S3	S3Spd	SFSpd
<b>(3) Jean-Luc CARTWRIGHT</b>							
1	9:18:59.903				26.477	18.686	108.064
2	9:20:06.901	<b>1:06.998</b>	21.808	24.785	20.405	107.717	41.145
3	9:23:25.563	<b>3:18.662</b>	2:35.314	24.887	18.461	106.015	97.967
4	9:24:28.984	<b>1:03.421</b>	21.077	<b>23.969</b>	18.375	<b>108.764</b>	<b>97.824</b>
5	9:25:33.802	<b>1:04.818</b>	20.726	25.341	18.751	89.716	<b>98.543</b>
6	9:26:37.741	<b>1:03.939</b>	<b>20.683</b>	25.			



Bulletin No. \_\_\_\_\_

# Super Lap Scotland - Round 7

Sorted on best lap time

Super Lap Scotland

Knockhill 1.267 miles

Warm Up - Group 3

17/09/2017 09:40

Practice (15:00 Time) started at 9:35:21

Pos	No.	Name	Make/Model	Class Code	Laps	Best Tm	Diff	Best Speed	2nd Best
1	7	David LONG	Caterham R400	SLS-P	15	54.194		84.158	54.871
2	51	Colin DORWARD	Mitsubishi Evo 5	SLS-P	11	54.236	0.042	84.092	57.068
3	55	Adam KINDNESS	Subaru Impreza STi Type R	SLS-B	3	54.825	0.631	83.189	1:46.399
4	46	George RIGBY	Subaru Impreza Spec-C	SLS-B	7	55.129	0.935	82.730	56.077
5	99	Andy FORREST	Westfield	SLS-B	11	55.145	0.951	82.706	55.392
6	32	John STEVENSON	Subaru Impreza	SLS-A	5	55.302	1.108	82.472	56.513
7	44	Steven JEFFERIES	Mitsubishi Evo VI	SLS-A	7	55.845	1.651	81.670	55.959
8	25	Alastair MOWAT	VW Golf	SLS-A	10	56.359	2.165	80.925	56.848
9	17	Mark GERAGHTY	BMW E46 M3	SLS-D	10	57.463	3.269	79.370	57.950
10	14	Russ PATON	Mitsubishi Evo 6	SLS-P	11	57.471	3.277	79.359	57.719
11	85	Lowell FORSYTH	Lotus Exige	SLS-A	14	57.798	3.604	78.910	58.727
12	60	Andy CLOTWORTHY	Subaru Impreza	SLS-B	6	58.058	3.864	78.557	58.766
13	10	Jack REID	Mevabusa	SLS-P	6	58.254	4.060	78.292	1:03.870

Clerk of the Course:

Sig : Time :  
 Chief Timekeeper : Ian Sharp (SMART Timing)

Resultat available at [www.speedhive.com](http://www.speedhive.com) and [www.smart-timing.co.uk](http://www.smart-timing.co.uk)

Printed: 17/09/2017 09:56:46

Orbits







# Super Lap Scotland - Round 7

Super Lap Scotland

Knockhill 1.267 miles

Warm Up - Group 3

17/09/2017 09:40

Practice (15:00 Time) started at 9:35:21

Lap	Time of Day	Lap Tm	S1	S2	S3	S3Spd	SFSpd
<b>(7) David LONG</b>							
1	9:36:45.201			31.308	23.249	49.526	105.681
2	9:37:44.332	<b>59.131</b>	19.494	22.515	17.122	112.408	112.597
3	9:38:41.445	<b>57.113</b>	18.524	22.345	16.244	110.922	<b>115.504</b>
4	9:39:37.785	<b>56.340</b>	18.511	21.466	16.363	119.835	108.413
5	9:40:43.754	<b>1:05.969</b>	20.840	25.235	19.894	97.399	114.910
6	9:41:38.942	<b>55.188</b>	18.117	21.100	15.971	119.621	113.357
7	9:42:33.813	<b>54.871</b>	<b>17.751</b>	<b>20.414</b>	16.706	118.775	111.290
8	9:43:36.676	<b>1:02.863</b>	20.161	23.748	18.954	101.524	114.714
9	9:44:31.640	<b>54.964</b>	18.081	21.049	15.834	119.835	114.518
10	9:45:40.854	<b>1:09.214</b>	20.740	28.388	20.086	69.831	114.910
11	9:46:35.048	<b>54.194</b>	17.922	20.584	<b>15.688</b>	<b>121.133</b>	113.742
12	9:47:48.386	<b>1:13.338</b>	20.378	29.633	23.327	59.598	78.214
13	9:48:56.436	<b>1:08.050</b>	21.365	24.970	21.715	78.123	107.717
14	9:49:54.216	<b>57.780</b>	18.115	21.364	18.301	116.506	83.260
15	9:50:54.146	<b>59.930</b>	20.679	22.136	17.115	110.739	107.890

Lap	Time of Day	Lap Tm	S1	S2	S3	S3Spd	SFSpd
<b>(51) Colin DORWARD</b>							
1	9:37:17.743			29.600	24.524	70.270	66.774
2	9:38:31.338	<b>1:13.595</b>	24.012	27.823	21.760	75.402	90.442
3	9:39:35.157	<b>1:03.819</b>	20.666	24.513	18.640	94.385	117.940
4	9:40:32.648	<b>57.491</b>	17.838	22.462	17.191	114.323	118.147
5	9:41:26.884	<b>54.236</b>	17.766	20.798	<b>15.672</b>	<b>126.380</b>	117.733
6	9:42:30.967	<b>1:04.083</b>	19.909	25.730	18.444	107.544	98.833
7	9:43:32.313	<b>1:01.346</b>	19.266	21.542	20.538	123.360	34.934
8	9:47:04.838	<b>3:32.525</b>	2:43.032	27.490	22.003	74.564	71.315
9	9:48:11.059	<b>1:06.221</b>	24.279	25.996	15.946	122.459	<b>119.196</b>
10	9:49:08.127	<b>57.068</b>	<b>17.396</b>	<b>20.627</b>	19.045	125.670	81.146
11	9:50:15.859	<b>1:07.732</b>	21.788	24.740	21.204	82.849	95.188

Lap	Time of Day	Lap Tm	S1	S2	S3	S3Spd	SFSpd
<b>(55) Adam KINDNESS</b>							
1	9:36:41.682			33.195	20.820	53.945	105.681
2	9:37:36.507	<b>54.825</b>	<b>17.783</b>	<b>20.992</b>	<b>16.050</b>	<b>111.290</b>	<b>108.764</b>
3	9:39:22.906	<b>1:46.399</b>	22.068	45.860	38.471	39.732	27.776

Lap	Time of Day	Lap Tm	S1	S2	S3	S3Spd	SFSpd
<b>(46) George RIGBY</b>							
1	9:37:09.856			27.671	25.197	61.907	71.543
2	9:38:19.748	<b>1:09.892</b>	21.776	24.973	23.143	89.596	31.506
3	9:40:51.224	<b>2:31.476</b>	1:42.897	27.591	20.988	68.477	105.349
4	9:41:47.301	<b>56.077</b>	18.241	21.305	16.531	<b>114.323</b>	105.184
5	9:42:56.095	<b>1:08.794</b>	17.874	29.724	21.196	65.535	104.366
6	9:43:51.224	<b>55.129</b>	<b>17.717</b>	<b>21.233</b>	<b>16.179</b>	113.935	<b>105.681</b>
7	9:45:28.359	<b>1:37.135</b>	22.703	44.145	30.287	55.923	24.412

Lap	Time of Day	Lap Tm	S1	S2	S3	S3Spd	SFSpd
<b>(99) Andy FORREST</b>							
1	9:37:11.478			27.550	24.770	72.004	73.102
2	9:38:17.486	<b>1:06.008</b>	21.742	21.409	22.857	108.064	66.051
3	9:39:30.273	<b>1:12.787</b>	24.608	29.320	18.859	70.343	102.142
4	9:40:25.665	<b>55.392</b>	18.015	21.081	16.296	<b>114.129</b>	104.692
5	9:41:21.244	<b>55.579</b>	17.924	21.545	<b>16.110</b>	111.846	<b>106.183</b>
6	9:42:16.646	<b>55.402</b>	17.942	21.347	16.113	111.474	105.848
7	9:43:18.846	<b>1:02.200</b>	17.950	21.965	22.285	113.166	59.493
8	9:44:36.675	<b>1:17.829</b>	26.605	30.933	20.291	56.298	105.020
9	9:45:32.341	<b>55.666</b>	18.125	21.395	16.146	113.549	105.681
10	9:46:27.486	<b>55.145</b>	<b>17.767</b>	<b>20.783</b>	16.595	112.597	102.298
11	9:47:53.206	<b>1:25.720</b>	22.077	33.277	30.366	55.097	22.764

Lap	Time of Day	Lap Tm	S1	S2	S3	S3Spd	SFSpd
<b>(32) John STEVENSON</b>							
1	9:38:25.535			30.112	1:54.400	68.547	35.963
2	9:47:47.582	<b>9:22.047</b>	8:43.921	21.032	17.094	127.339	112.408
3	9:48:44.095	<b>56.513</b>	18.730	21.874	15.909	128.313	119.835
4	9:49:39.397	<b>55.302</b>	18.212	21.336	<b>15.754</b>	129.302	<b>121.572</b>
5	9:50:36.246	<b>56.849</b>	<b>18.002</b>	<b>20.723</b>	18.124	<b>129.802</b>	42.153

Lap	Time of Day	Lap Tm	S1	S2	S3	S3Spd	SFSpd
<b>(44) Steven JEFFERIES</b>							
1	9:37:01.796			30.451	22.729	66.181	103.882
2	9:38:04.125	<b>1:02.329</b>	19.586	22.238	20.505	101.678	105.349
3	9:39:11.301	<b>1:07.176</b>	22.190	24.023	20.963	86.927	<b>114.129</b>
4	9:40:07.377	<b>56.076</b>	18.551	21.185	<b>16.340</b>	<b>124.504</b>	112.220
5	9:41:03.222	<b>55.845</b>	18.346	<b>21.017</b>	16.482	123.815	110.374
6	9:41:59.181	<b>55.959</b>	<b>18.041</b>	21.576	16.342	122.014	107.890
7	9:43:15.010	<b>1:15.829</b>	21.126	27.368	27.335	76.432	25.125

Lap	Time of Day	Lap Tm	S1	S2	S3	S3Spd	SFSpd
<b>(25) Alastair MOWAT</b>							
1	9:37:19.473			26.381	23.862	65.727	59.811
2	9:38:32.703	<b>1:13.230</b>	23.877	27.743	21.610	64.034	80.368
3	9:39:37.376	<b>1:04.673</b>	20.374	24.842	19.457	87.837	<b>105.515</b>
4	9:40:40.119	<b>1:02.743</b>	18.337	24.578	19.828	63.309	104.366
5	9:41:36.478	<b>56.359</b>	<b>18.129</b>	<b>21.315</b>	16.915	<b>108.238</b>	104.043
6	9:42:33.326	<b>56.848</b>	18.560	21.399	<b>16.889</b>	107.717	103.561
7	9:43:52.895	<b>1:19.569</b>	22.227	30.043	27.299	52.021	61.174
8	9:45:13.585	<b>1:20.690</b>	23.033	33.214	24.443	73.182	32.928
9	9:49:55.944	<b>4:42.359</b>	3:56.806	24.140	21.413	93.988	94.252
10	9:50:59.328	<b>1:03.384</b>	21.046	22.823	19.515	91.928	74.730

Lap	Time of Day	Lap Tm	S1	S2	S3	S3Spd	SFSpd
<b>(17) Mark GERAGHTY</b>							
1	9:39:25.163			23.394	17.649	103.721	92.947
2	9:40:24.005	<b>58.842</b>	19.159	22.129	17.554	<b>105.349</b>	93.465
3	9:41:25.021	<b>1:01.016</b>	19.043	23.169	18.804	94.385	<b>94.518</b>
4	9:42:28.238	<b>1:03.217</b>	18.637	22.071	22.509	101.987	28.544
5	9:45:02.840	<b>2:34.602</b>	1:51.202	25.735	17.665	101.066	92.690
6	9:46:01.506	<b>58.666</b>	19.180	21.982	17.504	103.084	93.335
7	9:46:59.456	<b>57.950</b>	18.780	21.733	<b>17.437</b>	103.084	93.595
8	9:47:57.896	<b>58.440</b>	18.694	21.824	17.922	99.863	93.205
9	9:48:55.359	<b>57.463</b>	<b>18.455</b>	<b>21.503</b>	17.505	104.856	93.595
10	9:50:10.383	<b>1:15.024</b>	23.004	26.363	25.657	82.039	29.203

Lap	Time of Day	Lap Tm	S1	S2	S3	S3Spd	SFSpd
<b>(14) Russ PATON</b>							
1	9:37:01.813			30.767	23.690	66.443	75.402
2	9:38:12.343	<b>1:10.530</b>	23.145	26.487	20.898	89.957	96.976
3	9:39:15.972	<b>1:03.629</b>	20.773	24.241	18.615	108.238	106.015
4	9:40:23.519	<b>1:07.547</b>	20.165	24.838	22.544	102.454	31.580
5	9:44:05.796	<b>3:42.277</b>	2:58.067	26.031	18.179	100.310	105.349
6	9:45:06.239	<b>1:00.443</b>	19.682	23.504	17.257	109.474	106.859
7	9:46:06.627	<b>1:00.388</b>	19.482	23.150	17.756	107.030	110.193
8	9:47:05.716	<b>59.089</b>	19.334	22.962	16.793	114.910	<b>117.733</b>
9	9:48:03.187	<b>57.471</b>	<b>18.540</b>	22.452	16.479	121.133	113.935
10	9:49:13.271	<b>1:10.084</b>	21.688	28.873	19.523	76.958	114.129
11	9:50:10.990	<b>57.719</b>	19.255	<b>22.191</b>	<b>16.273</b>	<b>124.735</b>	112.033

Lap	Time of Day	Lap Tm	S1	S2	S3	S3Spd	SFSpd
<b>(85) Lowell FORSYTH</b>							
1	9:36:48.560			24.755	24.755	56.631	93.857
2	9:38:03.337	<b>1:14.777</b>		25.303	78.123	80.081	
3	9:39:12.511	<b>1:09.174</b>		22.440			



# Super Lap Scotland - Round 7

Sorted on best lap time

Super Lap Scotland

Knockhill 1.267 miles

Warm Up - Overall

17/09/2017 09:00

Practice started at 8:59:35

Pos	No.	Name	Make/Model	Class Code	Laps	Best Tm	Diff	Best Speed	2nd Best
1	7	David LONG	Caterham R400	SLS-P	15	54.194		84.158	54.871
2	51	Colin DORWARD	Mitsubishi Evo 5	SLS-P	11	54.236	0.042	84.092	57.068
3	55	Adam KINDNESS	Subaru Impreza STi Type R	SLS-B	3	54.825	0.631	83.189	1:46.399
4	46	George RIGBY	Subaru Impreza Spec-C	SLS-B	7	55.129	0.935	82.730	56.077
5	99	Andy FORREST	Westfield	SLS-B	11	55.145	0.951	82.706	55.392
6	32	John STEVENSON	Subaru Impreza	SLS-A	5	55.302	1.108	82.472	56.513
7	44	Steven JEFFERIES	Mitsubishi Evo VI	SLS-A	7	55.845	1.651	81.670	55.959
8	34	Blair McCONACHIE	Caterham Superlight R	SLS-C	12	56.122	1.928	81.267	56.222
9	25	Alastair MOWAT	VW Golf	SLS-A	10	56.359	2.165	80.925	56.848
10	131	Keith COWIE	Seat Leon Supercopa	SLS-C	10	56.658	2.464	80.498	57.415
11	17	Mark GERAGHTY	BMW E46 M3	SLS-D	10	57.463	3.269	79.370	57.950
12	14	Russ PATON	Mitsubishi Evo 6	SLS-P	11	57.471	3.277	79.359	57.719
13	85	Lowell FORSYTH	Lotus Exige	SLS-A	14	57.798	3.604	78.910	58.727
14	5	Paul TOMLINSON	Subaru Impreza	SLS-D	9	57.947	3.753	78.707	58.784
15	77	Ian BONTHRONE	BMW E46 M3	SLS-D	10	57.960	3.766	78.689	58.056
16	60	Andy CLOTWORTHY	Subaru Impreza	SLS-B	6	58.058	3.864	78.557	58.766
17	10	Jack REID	Mevabusa	SLS-P	6	58.254	4.060	78.292	1:03.870
18	28	Craig MENZIES	Lotus Exige	SLS-C	15	58.583	4.389	77.853	58.745
19	78	David RYBOWSKI	Subaru Impreza WRX	SLS-D	7	59.087	4.893	77.189	59.558
20	9	Steven ARKLEY	Westfield Megabusa	SLS-C	11	59.253	5.059	76.972	1:00.061
21	83	Fraser JAMIESON	Renault Clio 172 Ph1	SLS-E	10	1:00.574	6.380	75.294	1:00.637
22	6	Michael FOSTER	Renault Clio 172	SLS-E	13	1:00.631	6.437	75.223	1:00.722
23	54	Steven McNAB	Renault Clio	SLS-E	8	1:00.945	6.751	74.835	1:01.257
24	67	Marshall WISHART	Mazda RX8	SLS-F	12	1:01.062	6.868	74.692	1:01.208
25	12	James McELENY	Subaru Impreza	SLS-E	10	1:01.174	6.980	74.555	1:01.611
26	21	Marc IRVINE	Ford Focus ST	SLS-D	8	1:01.567	7.373	74.079	1:01.749
27	103	Stuart ROBERTSON	Renault Clio	SLS-E	10	1:01.615	7.421	74.022	1:02.153
28	38	Chris HISLOP	Renault Clio 197	SLS-F	14	1:01.622	7.428	74.013	1:01.807
29	41	Neil METHVEN	Renault Clio 182	SLS-F	14	1:02.225	8.031	73.296	1:02.285
30	94	Jonathan SCRIMGEOUR	Vauxhall Astra VXR	SLS-E	9	1:02.284	8.090	73.227	1:03.728
31	73	Robert DAVEY	Lotus Elise S220 Cup	SLS-D	13	1:02.720	8.526	72.717	1:02.845
32	15	Craig WALLACE	Renault Sport Megane	SLS-E	7	1:02.838	8.644	72.581	1:03.304
33	42	Alex MILNE	Audi TTRS Plus	SLS-D	7	1:03.421	9.227	71.914	1:03.939
34	65	Kevin STRACHAN	Renault Clio	SLS-F	10	1:03.905	9.711	71.369	1:04.609
35	48	Colin DUTHIE	Audi A3 3.2	SLS-F	11	1:04.039	9.845	71.220	1:04.616
36	160	Ray McGINLAY	Ford Puma	SLS-E	9	1:04.633	10.439	70.565	1:05.220
37	3	Jean-Luc CARTWRIGHT	Lexus IS-F	SLS-D	14	1:05.692	11.498	69.428	1:05.851
38	49	Robert JOBSON	Honda S2000	Guest	10	1:06.962	12.768	68.111	1:07.879
39	88	Martin BROWN	Subaru Impreza WRX	SLS-F	10	1:07.092	12.898	67.979	1:07.673
40	132	Suzanne BUIST	Mini Cooper S	SLS-F	8	1:10.611	16.417	64.591	1:11.490
41	56	Ian BIAGI	BMC Mini Clubman	SLS-E	7	1:10.968	16.774	64.266	1:13.672

Clerk of the Course:

Sig : Time :  
 Chief Timekeeper : Ian Sharp (SMART Timing)

Resulat available at [www.speedhive.com](http://www.speedhive.com) and [www.smart-timing.co.uk](http://www.smart-timing.co.uk)





# Super Lap Scotland - Round 7

Sorted on best lap time

Super Lap Scotland

Knockhill 1.267 miles

Warm Up - Overall

17/09/2017 09:00

Practice started at 8:59:35

Pos	No.	Name	Make/Model	Class Code	Laps	Best Tm	Diff	Best Speed	2nd Best
<b>Guest</b>									
1	49	Robert JOBSON	Honda S2000	Guest	10	1:06.962		68.111	1:07.879
<b>Super Lap Scotland (A)</b>									
1	32	John STEVENSON	Subaru Impreza	SLS-A	5	55.302		82.472	56.513
2	44	Steven JEFFERIES	Mitsubishi Evo VI	SLS-A	7	55.845	0.543	81.670	55.959
3	25	Alastair MOWAT	VW Golf	SLS-A	10	56.359	1.057	80.925	56.848
4	85	Lowell FORSYTH	Lotus Exige	SLS-A	14	57.798	2.496	78.910	58.727
<b>Super Lap Scotland (B)</b>									
1	55	Adam KINDNESS	Subaru Impreza STi Type R	SLS-B	3	54.825		83.189	1:46.399
2	46	George RIGBY	Subaru Impreza Spec-C	SLS-B	7	55.129	0.304	82.730	56.077
3	99	Andy FORREST	Westfield	SLS-B	11	55.145	0.320	82.706	55.392
4	60	Andy CLOTWORTHY	Subaru Impreza	SLS-B	6	58.058	3.233	78.557	58.766
<b>Super Lap Scotland (C)</b>									
1	34	Blair McCONACHIE	Caterham Superlight R	SLS-C	12	56.122		81.267	56.222
2	131	Keith COWIE	Seat Leon Supercopa	SLS-C	10	56.658	0.536	80.498	57.415
3	28	Craig MENZIES	Lotus Exige	SLS-C	15	58.583	2.461	77.853	58.745
4	9	Steven ARKLEY	Westfield Megabusa	SLS-C	11	59.253	3.131	76.972	1:00.061
<b>Super Lap Scotland (D)</b>									
1	17	Mark GERAGHTY	BMW E46 M3	SLS-D	10	57.463		79.370	57.950
2	5	Paul TOMLINSON	Subaru Impreza	SLS-D	9	57.947	0.484	78.707	58.784
3	77	Ian BONTHRONE	BMW E46 M3	SLS-D	10	57.960	0.497	78.689	58.056
4	78	David RYBOWSKI	Subaru Impreza WRX	SLS-D	7	59.087	1.624	77.189	59.558
5	21	Marc IRVINE	Ford Focus ST	SLS-D	8	1:01.567	4.104	74.079	1:01.749
6	73	Robert DAVEY	Lotus Elise S220 Cup	SLS-D	13	1:02.720	5.257	72.717	1:02.845
7	42	Alex MILNE	Audi TTRS Plus	SLS-D	7	1:03.421	5.958	71.914	1:03.939
8	3	Jean-Luc CARTWRIGHT	Lexus IS-F	SLS-D	14	1:05.692	8.229	69.428	1:05.851
<b>Super Lap Scotland (E)</b>									
1	83	Fraser JAMIESON	Renault Clio 172 Ph1	SLS-E	10	1:00.574		75.294	1:00.637
2	6	Michael FOSTER	Renault Clio 172	SLS-E	13	1:00.631	0.057	75.223	1:00.722
3	54	Steven McNAB	Renault Clio	SLS-E	8	1:00.945	0.371	74.835	1:01.257
4	12	James McELENY	Subaru Impreza	SLS-E	10	1:01.174	0.600	74.555	1:01.611
5	103	Stuart ROBERTSON	Renault Clio	SLS-E	10	1:01.615	1.041	74.022	1:02.153
6	94	Jonathan SCRIMGEOUR	Vauxhall Astra VXR	SLS-E	9	1:02.284	1.710	73.227	1:03.728
7	15	Craig WALLACE	Renault Sport Megane	SLS-E	7	1:02.838	2.264	72.581	1:03.304
8	160	Ray McGINLAY	Ford Puma	SLS-E	9	1:04.633	4.059	70.565	1:05.220
9	56	Ian BIAGI	BMC Mini Clubman	SLS-E	7	1:10.968	10.394	64.266	1:13.672

Clerk of the Course:

Sig : Time :  
 Chief Timekeeper : Ian Sharp (SMART Timing)

Resulat available at [www.speedhive.com](http://www.speedhive.com) and [www.smart-timing.co.uk](http://www.smart-timing.co.uk)





Bulletin No. \_\_\_\_\_

# Super Lap Scotland - Round 7

Sorted on best lap time

Super Lap Scotland

Knockhill 1.267 miles

Warm Up - Overall

17/09/2017 09:00

Practice started at 8:59:35

Pos	No.	Name	Make/Model	Class Code	Laps	Best Tm	Diff	Best Speed	2nd Best
<b>Super Lap Scotland (F)</b>									
1	67	Marshall WISHART	Mazda RX8	SLS-F	12	1:01.062		74.692	1:01.208
2	38	Chris HISLOP	Renault Clio 197	SLS-F	14	1:01.622	0.560	74.013	1:01.807
3	41	Neil METHVEN	Renault Clio 182	SLS-F	14	1:02.225	1.163	73.296	1:02.285
4	65	Kevin STRACHAN	Renault Clio	SLS-F	10	1:03.905	2.843	71.369	1:04.609
5	48	Colin DUTHIE	Audi A3 3.2	SLS-F	11	1:04.039	2.977	71.220	1:04.616
6	88	Martin BROWN	Subaru Impreza WRX	SLS-F	10	1:07.092	6.030	67.979	1:07.673
7	132	Suzanne BUIST	Mini Cooper S	SLS-F	8	1:10.611	9.549	64.591	1:11.490
<b>Super Lap Scotland (Pro)</b>									
1	7	David LONG	Caterham R400	SLS-P	15	54.194		84.158	54.871
2	51	Colin DORWARD	Mitsubishi Evo 5	SLS-P	11	54.236	0.042	84.092	57.068
3	14	Russ PATON	Mitsubishi Evo 6	SLS-P	11	57.471	3.277	79.359	57.719
4	10	Jack REID	Mevabusa	SLS-P	6	58.254	4.060	78.292	1:03.870

Clerk of the Course:

Sig : Time :  
Chief Timekeeper : Ian Sharp (SMART Timing)

Resulat available at [www.speedhive.com](http://www.speedhive.com) and [www.smart-timing.co.uk](http://www.smart-timing.co.uk)

Printed: 17/09/2017 21:05:36





# Super Lap Scotland - Round 7

Sorted on best lap time

Super Lap Scotland

Knockhill 1.267 miles

Practice - Group 1

17/09/2017 10:45

Practice started at 10:45:17

Pos	No.	Name	Make/Model	Class Code	Laps	Best Tm	Diff	Best Speed	2nd Best
1	83	Fraser JAMIESON	Renault Clio 172 Ph1	SLS-E	12	1:00.158		75.814	1:00.198
2	67	Marshall WISHART	Mazda RX8	SLS-F	12	1:00.352	0.194	75.571	1:00.752
3	54	Steven McNAB	Renault Clio	SLS-E	14	1:00.560	0.402	75.311	1:00.605
4	6	Michael FOSTER	Renault Clio 172	SLS-E	7	1:00.581	0.423	75.285	1:01.362
5	12	James McELENY	Subaru Impreza	SLS-E	10	1:00.914	0.756	74.873	1:01.492
6	103	Stuart ROBERTSON	Renault Clio	SLS-E	11	1:01.169	1.011	74.561	1:01.349
7	41	Neil METHVEN	Renault Clio 182	SLS-F	13	1:01.381	1.223	74.304	1:01.591
8	94	Jonathan SCRIMGEOUR	Vauxhall Astra VXR	SLS-E	13	1:01.903	1.745	73.677	1:02.131
9	38	Chris HISLOP	Renault Clio 197	SLS-F	13	1:01.969	1.811	73.599	1:02.188
10	15	Craig WALLACE	Renault Sport Megane	SLS-E	11	1:02.182	2.024	73.347	1:02.230
11	48	Colin DUTHIE	Audi A3 3.2	SLS-F	13	1:03.059	2.901	72.327	1:03.382
12	65	Kevin STRACHAN	Renault Clio	SLS-F	9	1:03.082	2.924	72.300	1:03.397
13	49	Robert JOBSON	Honda S2000	Guest	12	1:03.467	3.309	71.862	1:03.901
14	160	Ray McGINLAY	Ford Puma	SLS-E	13	1:04.113	3.955	71.138	1:04.114
15	132	Suzanne BUIST	Mini Cooper S	SLS-F	11	1:06.571	6.413	68.511	1:07.229
16	56	Ian BIAGI	BMC Mini Clubman	SLS-E	8	1:07.614	7.456	67.454	1:08.036

Clerk of the Course:

Sig : Time :  
Chief Timekeeper : Ian Sharp (SMART Timing)

Resultat available at [www.speedhive.com](http://www.speedhive.com) and [www.smart-timing.co.uk](http://www.smart-timing.co.uk)

Printed: 17/09/2017 11:24:10





# Super Lap Scotland - Round 7

## Super Lap Scotland

Knockhill 1.267 miles

### Practice - Group 1

17/09/2017 10:45

Practice started at 10:45:17

Lap	Time of Day	Lap Tm	S1	S2	S3	S3Spd	SFSpd
<b>(83) Fraser JAMIESON</b>							
1	10:46:47.033			39.454	20.388	59.022	86.927
2	10:47:48.604	<b>1:01.571</b>	19.975	22.881	18.715	95.323	88.068
3	10:48:48.995	<b>1:00.391</b>	19.639	22.453	18.299	96.143	88.416
4	10:49:49.193	<b>1:00.198</b>	<b>19.423</b>	<b>22.607</b>	<b>18.168</b>	96.836	88.767
5	10:51:04.855	<b>1:15.662</b>	24.516	26.226	24.920	68.899	33.321
6	10:53:19.611	<b>2:14.756</b>	1:25.479	28.978	20.299	76.432	<b>89.120</b>
7	10:54:20.205	<b>1:00.594</b>	19.745	22.577	18.272	96.143	88.416
8	10:55:24.610	<b>1:04.405</b>	19.699	22.491	22.215	96.281	36.551
9	10:57:26.258	<b>2:01.648</b>	1:19.485	23.527	18.636	92.435	88.884
10	10:58:26.779	<b>1:00.521</b>	19.575	22.762	18.184	95.731	88.416
11	10:59:26.937	<b>1:00.158</b>	19.579	<b>22.395</b>	18.184	<b>97.117</b>	88.068
12	11:00:36.050	<b>1:09.113</b>	19.890	22.830	26.393	96.419	28.149

<b>(67) Marshall WISHART</b>							
1	10:46:55.364			33.526	21.550	60.457	82.747
2	10:47:59.044	<b>1:03.680</b>	20.383	24.311	18.986	92.054	81.839
3	10:48:59.796	<b>1:00.752</b>	19.461	<b>22.803</b>	18.488	93.595	83.467
4	10:50:00.148	<b>1:00.352</b>	19.286	<b>22.870</b>	<b>18.196</b>	94.651	<b>84.518</b>
5	10:51:01.319	<b>1:01.171</b>	19.479	23.254	18.438	93.988	83.885
6	10:52:02.404	<b>1:01.085</b>	<b>19.250</b>	23.055	18.780	93.988	81.839
7	10:53:03.497	<b>1:01.093</b>	19.573	23.103	18.417	<b>95.188</b>	83.885
8	10:54:16.693	<b>1:13.196</b>	22.183	25.527	25.486	84.095	28.703
9	10:57:13.646	<b>2:56.953</b>	2:11.025	24.840	21.088	64.156	82.341
10	10:58:15.306	<b>1:01.660</b>	19.479	23.421	18.760	90.077	79.700
11	10:59:18.693	<b>1:03.387</b>	19.491	23.923	19.973	89.358	80.561
12	11:00:54.265	<b>1:35.572</b>	22.847	45.504	27.221	88.299	26.132

<b>(54) Steven McNAB</b>							
1	10:46:57.617			33.018	21.862	59.126	85.379
2	10:48:00.086	<b>1:02.469</b>			18.501	95.188	86.035
3	10:49:01.746	<b>1:01.660</b>			18.301	94.919	87.040
4	10:50:02.835	<b>1:01.089</b>			18.257	96.419	86.814
5	10:51:03.440	<b>1:00.605</b>			18.192	<b>96.697</b>	86.927
6	10:52:14.446	<b>1:11.006</b>			23.424	62.717	73.022
7	10:53:23.575	<b>1:09.129</b>	<b>22.863</b>	<b>27.315</b>	18.951	90.809	87.494
8	10:54:24.135	<b>1:00.560</b>			<b>18.087</b>	96.697	87.266
9	10:55:29.060	<b>1:04.925</b>			18.559	92.947	87.722
10	10:56:30.961	<b>1:01.901</b>			18.190	96.005	87.266
11	10:57:32.583	<b>1:01.622</b>			18.294	96.419	87.380
12	10:58:47.498	<b>1:14.915</b>	23.402	31.260	20.253	72.470	<b>87.837</b>
13	10:59:48.582	<b>1:01.084</b>			18.294	95.868	87.153
14	11:01:10.163	<b>1:21.581</b>		30.426	27.885	70.196	32.482

<b>(6) Michael FOSTER</b>							
1	10:47:12.533			35.544	26.192	55.187	38.926
2	10:48:49.969	<b>1:37.436</b>	53.872	25.303	18.261	94.252	85.925
3	10:49:54.626	<b>1:04.657</b>	19.713	22.781	22.163	<b>96.697</b>	34.414
4	10:56:16.294	<b>6:21.668</b>	5:39.430	23.954	18.284	94.252	85.379
5	10:57:16.875	<b>1:00.581</b>	19.670	<b>22.755</b>	18.156	95.053	86.590
6	10:58:18.237	<b>1:01.362</b>	19.985	23.225	18.152	94.919	86.590
7	10:59:19.813	<b>1:01.576</b>	<b>19.460</b>	24.027	<b>18.089</b>	95.731	<b>87.153</b>

<b>(12) James McELENY</b>							
1	10:47:24.874			34.230	22.768	70.565	86.257
2	10:48:26.366	<b>1:01.492</b>	19.881	23.591	<b>18.020</b>	<b>100.762</b>	<b>87.608</b>
3	10:49:27.280	<b>1:00.914</b>	<b>19.706</b>	<b>22.707</b>	18.501	99.419	83.157
4	10:50:29.689	<b>1:02.409</b>	20.418	23.447	18.544	97.257	81.540
5	10:51:45.251	<b>1:15.562</b>	23.843	29.074	22.645	78.765	67.854
6	10:53:02.510	<b>1:17.259</b>	21.664	27.829	27.766	67.854	27.730
7	10:55:16.509	<b>2:13.999</b>	1:31.301	23.889	18.809	100.161	86.590
8	10:56:20.502	<b>1:03.993</b>	19.922	24.993	19.078	93.726	81.639
9	10:57:22.783	<b>1:02.281</b>	20.185	23.423	18.673	96.005	83.157
10	10:58:49.020	<b>1:26.237</b>	22.622	34.889	28.726	64.156	26.800

<b>(103) Stuart ROBERTSON</b>							
1	10:47:06.572			34.386	23.838	55.324	82.747
2	10:48:10.095	<b>1:03.523</b>	20.698	23.581	19.244	92.308	84.625
3	10:49:14.837	<b>1:04.742</b>	21.965	24.040	18.737	94.120	85.596
4	10:50:16.186	<b>1:01.349</b>	<b>19.494</b>	23.237	18.618	93.205	85.054
5	10:51:17.355	<b>1:01.169</b>	19.632	<b>22.721</b>	18.816	<b>97.682</b>	83.675
6	10:52:29.916	<b>1:12.561</b>	20.091	26.925	25.545	84.732	23.814
7	10:54:59.816	<b>2:29.900</b>	1:47.191	23.922	18.787	95.595	85.054

8	10:56:01.420	<b>1:01.604</b>	19.546	23.138	18.920	95.053	85.054
9	10:57:02.931	<b>1:01.511</b>	19.815	23.209	<b>18.487</b>	96.143	<b>85.706</b>
10	10:58:04.816	<b>1:01.885</b>	19.759	23.531	18.595	94.919	85.270
11	10:59:20.056	<b>1:15.240</b>	23.622	26.240	25.378	81.244	29.550

<b>(41) Neil METHVEN</b>							
1	10:47:17.640			34.671	25.289	49.599	78.397
2	10:48:22.095	<b>1:04.455</b>	21.345	24.089	19.021	94.385	83.571
3	10:49:24.404	<b>1:02.309</b>	20.471	23.177	18.661	95.731	84.200
4	10:50:26.880	<b>1:02.476</b>	20.522	23.378	18.576	<b>96.697</b>	<b>85.270</b>
5	10:51:31.238	<b>1:04.358</b>	21.351	24.430	18.577	96.005	84.625
6	10:52:32.619	<b>1:01.381</b>	19.978	<b>22.945</b>	<b>18.458</b>	95.868	84.732
7	10:53:34.305	<b>1:01.686</b>	20.131	23.008	18.547	95.731	85.054
8	10:54:35.896	<b>1:01.591</b>	<b>19.925</b>	23.133	18.533	96.419	84.518
9	10:55:57.804	<b>1:21.908</b>	21.116	32.303	28.489	51.149	50.839
10	10:57:20.479	<b>1:22.675</b>	30.427	32.733	19.515	78.580	84.732
11	10:58:22.697	<b>1:02.218</b>	20.178	23.406	18.634	96.005	84.839
12	10:59:27.978	<b>1:05.281</b>	20.344	23.186	21.751	95.459	70.123
13	11:00:51.231	<b>1:23.253</b>	23.555	30.828	28.870	68.268	29.407

<b>(94) Jonathan SCRIMGEOUR</b>							
1	10:47:32.125			30.443	26.480	58.866	78.123
2	10:48:35.809	<b>1:03.684</b>	20.615	23.962	19.107	98.688	84.839
3	10:49:43.444	<b>1:07.635</b>	20.266	23.804	23.565	<b>99.419</b>	81.146
4	10:50:46.055	<b>1:02.611</b>	20.331	23.602	18.678	98.111	84.732
5	10:51:48.367	<b>1:02.312</b>	19.886	23.640	18.786	97.824	84.946
6	10:52:50.709	<b>1:02.342</b>	19.892	23.837	18.613	96.558	<b>85.815</b>
7	10:53:52.612	<b>1:01.903</b>	19.969	<b>23.444</b>	<b>18.490</b>	97.967	85.379
8	10:54:56.561	<b>1:03.949</b>	19.929	23.579	20.441	98.398	41.019
9	10:56:34.613	<b>1:38.052</b>	55.468	23.638	18.946	98.398	85.596
10	10:57:36.744	<b>1:02.131</b>	<b>19.669</b>	23.609	18.853	98.398	85.270
11	10:58:39.348	<b>1:02.604</b>	19.964	23.860	18.780	98.543	84.200
12	10:59:42.117	<b>1:02.769</b>	19.993	23.757	19.019	97.682	84.412
13	11:00:59.691	<b>1:17.574</b>	21.540	29.255	26.779	72.236	32.032

<b>(38) Chris HISLOP</b>							
1	10:46:53.800			34.521	23.776	62.542	82.747
2	10:48:02.502	<b>1:08.702</b>	21.054	26.766	20.882	70.714	83.675
3	10:49:05.071	<b>1:02.569</b>	20.320	23.618	<b>18.631</b>	<b>92.947</b>	83.675
4	10:50:07.421	<b>1:02.350</b>	19.998	23.445	18.907	92.435	83.780
5	10:51:09.390	<b>1:01.969</b>	<b>19.688</b>	<b>23.322</b>	18.959	92.690	83.363
6	10:52:11.818	<b>1:02.428</b>	19.959	23.712	18.757	92.562	83.157
7	10:53:14.992	<b>1:03.174</b>	19.765	24.519	18.890	91.427	83.363
8	10:54:41.921	<b>1:26.929</b>	27.986	33.741	25.202	52.224	61.737
9	10:55:56.073	<b>1:14.152</b>	28.574	26.629	18.949	91.427	83.88



# Super Lap Scotland - Round 7

Super Lap Scotland

Knockhill 1.267 miles

Practice - Group 1

17/09/2017 10:45

Practice started at 10:45:17

Lap	Time of Day	Lap Tm	S1	S2	S3	S3Spd	SFSpd	Lap	Time of Day	Lap Tm	S1	S2	S3	S3Spd	SFSpd
11	10:58:09.455	1:19.592	25.733	30.508	23.351	58.660	72.706								
12	10:59:14.745	1:05.290	21.474	24.858	18.958	91.552	84.518								
13	11:00:17.804	1:03.059	20.434	23.955	18.670	92.947	84.200								



(65) Kevin STRACHAN

1	10:47:26.684			33.552	23.178	68.060	71.850
2	10:48:37.555	1:10.871	24.265	26.147	20.459	77.135	81.739
3	10:49:50.255	1:12.700	22.641	26.549	23.510	90.442	32.388
4	10:54:15.511	4:25.256	3:39.903	25.676	19.677	91.928	81.938
5	10:55:23.452	1:07.941	22.222	26.628	19.091	93.076	81.839
6	10:56:27.774	1:04.322	21.667	23.677	18.978	94.785	83.675
7	10:57:31.171	1:03.397	20.920	23.585	18.892	94.518	84.306
8	10:58:34.253	1:03.082	21.006	23.400	18.676	94.919	83.157
9	11:00:08.321	1:34.068	25.581	37.282	31.205	64.218	21.767

(49) Robert JOBSON

1	10:47:02.115			33.101	23.967	54.294	82.747
2	10:48:08.417	1:06.302	22.047	24.596	19.659	94.120	80.950
3	10:49:12.618	1:04.201	20.925	24.244	19.032	93.595	82.442
4	10:50:18.223	1:05.605	20.529	24.232	20.844	79.136	78.305
5	10:51:29.479	1:11.256	20.691	29.171	21.394	80.465	73.664
6	10:52:37.516	1:08.037	23.707	24.604	19.726	91.303	82.039
7	10:53:41.417	1:03.901	20.540	24.300	19.061	92.947	82.442
8	10:54:44.884	1:03.467	20.383	24.059	19.025	93.857	81.739
9	10:55:49.879	1:04.995	20.206	23.960	20.829	93.076	34.256
10	10:57:38.080	1:48.201	58.728	27.798	21.675	86.035	67.310
11	10:58:54.516	1:16.436	23.569	28.959	23.908	64.838	67.445
12	11:00:04.571	1:10.055	23.567	26.201	20.287	84.412	83.157

(160) Ray McGINLAY

1	10:47:08.453			34.875	24.166	54.382	79.417
2	10:48:15.027	1:06.574	22.117	24.669	19.788	92.562	81.938
3	10:49:21.084	1:06.057	22.018	24.507	19.532	93.465	82.139
4	10:50:25.547	1:04.463	21.312	24.114	19.037	93.988	82.442
5	10:51:34.017	1:08.470	24.054	25.026	19.390	92.818	82.645
6	10:52:38.613	1:04.596	20.866	24.266	19.464	93.205	83.467
7	10:53:42.770	1:04.157	20.821	24.082	19.254	93.988	82.849
8	10:54:46.884	1:04.114	20.883	24.054	19.177	93.857	83.157
9	10:55:51.589	1:04.705	21.118	24.346	19.241	93.595	82.240
10	10:56:56.501	1:04.912	20.817	24.592	19.503	87.266	81.739
11	10:58:07.090	1:10.589	22.447	28.323	19.819	77.135	81.739
12	10:59:11.416	1:04.326	21.024	24.136	19.166	93.465	82.747
13	11:00:15.529	1:04.113	20.734	24.067	19.312	93.726	82.543

(132) Suzanne BUIST

1	10:47:19.193			34.366	25.049	50.043	74.981
2	10:48:30.518	1:11.325	24.305	26.639	20.381	93.205	81.441
3	10:49:38.742	1:08.224	23.088	25.094	20.042	94.785	72.785
4	10:50:50.035	1:11.293	23.876	26.783	20.634	86.146	83.260
5	10:51:56.606	1:06.571	22.301	24.979	19.291	94.120	84.095
6	10:53:10.581	1:13.975	23.012	28.611	22.352	79.417	71.467
7	10:54:26.592	1:16.011	23.784	28.226	24.001	74.316	68.407
8	10:55:41.045	1:14.453	24.426	27.630	22.397	82.951	74.813
9	10:56:53.770	1:12.725	23.281	28.540	20.904	82.747	82.849
10	10:58:00.999	1:07.229	22.345	25.453	19.431	93.205	84.306
11	10:59:28.452	1:27.453	23.222	35.601	28.630	70.343	31.774

(56) Ian BIAGI

1	10:47:00.472			33.103	23.771	53.858	72.159
2	10:48:08.940	1:08.468	23.021	25.053	20.394	83.885	76.519
3	10:49:16.554	1:07.614			20.105	82.951	72.706
4	10:50:24.590	1:08.036		24.915	20.722	83.467	70.714
5	10:51:36.694	1:12.104	23.095	27.503	21.506	74.316	71.773
6	10:52:48.480	1:11.786			23.914	82.139	32.944
7	10:55:09.301	2:20.821		25.972	22.166	80.081	71.543
8	10:56:25.534	1:16.233	23.387	26.379	26.467	78.488	32.993

Clerk of the Course:

Sig : Time :  
Chief Timekeeper : Ian Sharp (SMART Timing)

Resulat available at [www.speedhive.com](http://www.speedhive.com) and [www.smart-timing.co.uk](http://www.smart-timing.co.uk)

Printed: 17/09/2017 11:24:59

Orbits





Bulletin No. \_\_\_\_\_

# Super Lap Scotland - Round 7

Sorted on best lap time

Super Lap Scotland

Knockhill 1.267 miles

Practice - Group 2

17/09/2017 11:05

Practice (15:00 Time) started at 11:06:27

Pos	No.	Name	Make/Model	Class Code	Laps	Best Tm	Diff	Best Speed	2nd Best
1	34	Blair McCONACHIE	Caterham Superlight R	SLS-C	15	55.465		82.229	55.663
2	131	Keith COWIE	Seat Leon Supercopa	SLS-C	11	56.044	0.579	81.380	56.226
3	77	Ian BONTHRONE	BMW E46 M3	SLS-D	12	57.531	2.066	79.276	57.547
4	5	Paul TOMLINSON	Subaru Impreza	SLS-D	12	57.537	2.072	79.268	57.776
5	28	Craig MENZIES	Lotus Exige	SLS-C	14	57.979	2.514	78.664	58.429
6	78	David RYBOWSKI	Subaru Impreza WRX	SLS-D	6	58.930	3.465	77.394	1:00.339
7	9	Steven ARKLEY	Westfield Megabusa	SLS-C	12	59.317	3.852	76.889	59.573
8	42	Alex MILNE	Audi TTRS Plus	SLS-D	9	1:00.783	5.318	75.035	1:02.721
9	21	Marc IRVINE	Ford Focus ST	SLS-D	12	1:01.129	5.664	74.610	1:01.394
10	73	Robert DAVEY	Lotus Elise S220 Cup	SLS-D	14	1:01.606	6.141	74.032	1:02.019

Clerk of the Course:

Sig : Time :  
 Chief Timekeeper : Ian Sharp (SMART Timing)

Resulat available at [www.speedhive.com](http://www.speedhive.com) and [www.smart-timing.co.uk](http://www.smart-timing.co.uk)

Printed: 17/09/2017 11:25:33



Orbits



# Super Lap Scotland - Round 7

## Super Lap Scotland

Knockhill 1.267 miles

### Practice - Group 2

17/09/2017 11:05

Practice (15:00 Time) started at 11:06:27

Lap	Time of Day	Lap Tm	S1	S2	S3	S3Spd	SFSpd
<b>(34) Blair McCONACHIE</b>							
1	11:08:24.014			43.541	23.776	46.830	96.005
2	11:09:21.419	<b>57.405</b>	18.968	21.608	16.829	108.064	97.540
3	11:10:18.280	<b>56.861</b>	18.242	21.552	17.067	110.193	97.257
4	11:11:16.239	<b>57.959</b>	18.399	22.539	17.021	109.474	97.399
5	11:12:11.902	<b>55.663</b>	18.194	<b>21.013</b>	16.456	109.653	97.967
6	11:13:10.354	<b>58.452</b>	18.304	23.381	16.767	109.118	<b>98.398</b>
7	11:14:06.319	<b>55.965</b>	18.125	21.270	16.570	109.832	98.254
8	11:15:02.230	<b>55.911</b>	18.238	21.073	16.600	109.832	97.117
9	11:15:57.695	<b>55.465</b>	<b>18.101</b>	21.053	<b>16.311</b>	110.193	97.399
10	11:17:00.760	<b>1:03.065</b>	18.371	21.505	23.189	<b>110.374</b>	61.510
11	11:18:18.550	<b>1:17.790</b>	26.774	29.329	21.687	65.599	97.117
12	11:19:14.606	<b>56.056</b>	18.342	21.311	16.403	109.832	97.824
13	11:20:10.904	<b>56.298</b>	18.199	21.395	16.704	108.764	97.399
14	11:21:11.694	<b>1:00.790</b>	18.936	21.206	20.648	110.012	63.429
15	11:22:38.857	<b>1:27.163</b>	26.754	28.735	31.674	65.986	26.441

Lap	Time of Day	Lap Tm	S1	S2	S3	S3Spd	SFSpd
<b>(131) Keith COWIE</b>							
1	11:08:30.819			43.140	27.123	44.828	91.552
2	11:09:54.105	<b>1:23.286</b>	25.037	34.302	23.947	49.055	94.120
3	11:10:53.093	<b>58.988</b>	19.980	22.180	16.828	112.597	105.848
4	11:11:50.377	<b>57.284</b>	18.713	21.971	16.600	114.714	106.015
5	11:12:46.603	<b>56.226</b>	18.689	<b>21.179</b>	16.358	<b>118.565</b>	<b>107.030</b>
6	11:13:54.829	<b>1:08.226</b>	20.212	23.851	24.163	92.181	32.912
7	11:16:59.128	<b>3:04.299</b>	2:17.664	26.784	19.851	75.828	106.520
8	11:17:55.537	<b>56.409</b>	18.611	21.474	<b>16.324</b>	116.912	106.183
9	11:18:51.581	<b>56.044</b>	<b>18.045</b>	21.610	16.389	115.903	106.183
10	11:20:08.891	<b>1:17.310</b>	19.833	30.299	27.178	51.661	63.730
11	11:21:26.742	<b>1:17.851</b>	28.784	30.726	18.341	87.837	89.477

Lap	Time of Day	Lap Tm	S1	S2	S3	S3Spd	SFSpd
<b>(77) Ian BONTHRONE</b>							
1	11:07:47.811			26.161	19.833	81.540	93.335
2	11:08:47.021	<b>59.210</b>	19.181	22.073	17.956	105.349	94.785
3	11:09:45.266	<b>58.245</b>	18.507	21.937	17.801	105.020	95.188
4	11:10:42.813	<b>57.547</b>	18.472	21.602	17.473	<b>105.515</b>	<b>95.323</b>
5	11:11:40.344	<b>57.531</b>	<b>18.310</b>	<b>21.549</b>	17.672	105.515	94.785
6	11:12:46.977	<b>1:06.633</b>	18.506	24.014	24.113	77.047	33.504
7	11:15:25.594	<b>2:38.617</b>	1:58.625	22.261	17.731	105.020	94.518
8	11:16:23.751	<b>58.157</b>	18.502	21.964	17.691	105.515	94.518
9	11:17:22.021	<b>58.270</b>	18.459	22.304	17.507	103.084	94.385
10	11:18:21.175	<b>59.154</b>	18.628	23.090	<b>17.436</b>	104.529	94.785
11	11:19:19.393	<b>58.218</b>	18.566	22.092	17.560	104.856	94.518
12	11:20:33.298	<b>1:13.905</b>	20.877	28.442	24.586	70.789	34.825

Lap	Time of Day	Lap Tm	S1	S2	S3	S3Spd	SFSpd
<b>(5) Paul TOMLINSON</b>							
1	11:07:46.344			26.587	19.940	92.054	85.596
2	11:08:49.843	<b>1:03.499</b>	21.066	24.637	17.796	104.692	93.857
3	11:09:48.204	<b>58.361</b>	18.807	22.142	17.412	107.030	96.419
4	11:10:48.606	<b>1:00.402</b>	19.745	22.839	17.818	105.681	94.518
5	11:11:46.382	<b>57.776</b>	18.861	<b>21.859</b>	17.056	107.030	95.868
6	11:12:45.021	<b>58.639</b>	18.955	22.428	17.256	105.848	96.005
7	11:14:01.447	<b>1:16.426</b>	22.289	29.330	24.807	73.583	37.365
8	11:16:48.761	<b>2:47.314</b>	2:02.578	26.410	18.326	98.979	95.459
9	11:17:46.298	<b>57.537</b>	18.616	21.994	<b>16.927</b>	106.183	<b>96.976</b>
10	11:18:44.472	<b>58.174</b>	<b>18.558</b>	22.073	17.543	<b>107.717</b>	95.053
11	11:20:04.711	<b>1:20.239</b>	23.484	31.558	25.197	60.403	67.041
12	11:21:28.401	<b>1:23.690</b>	25.836	33.312	24.542	63.790	37.914

Lap	Time of Day	Lap Tm	S1	S2	S3	S3Spd	SFSpd
<b>(28) Craig MENZIES</b>							
1	11:07:59.008			29.625	20.256	89.836	97.117
2	11:09:00.974	<b>1:01.966</b>	19.205	23.984	18.777	87.494	97.967
3	11:09:59.663	<b>58.689</b>	19.199	22.387	17.103	109.653	97.117
4	11:10:58.149	<b>58.486</b>	19.121	22.253	17.112	<b>110.012</b>	97.540
5	11:11:56.578	<b>58.429</b>	19.046	22.133	17.250	110.012	97.117
6	11:13:16.429	<b>1:19.851</b>	20.980	33.528	25.343	67.923	49.235
7	11:14:38.647	<b>1:22.218</b>	28.940	31.006	22.272	62.835	<b>99.714</b>
8	11:15:36.626	<b>57.979</b>	<b>18.811</b>	<b>22.089</b>	<b>17.079</b>	110.012	97.257
9	11:16:51.977	<b>1:15.351</b>	20.440	31.159	23.752	56.488	96.281
10	11:17:58.574	<b>1:06.597</b>	20.951	25.742	19.904	73.022	95.868
11	11:18:58.393	<b>59.819</b>	19.595	22.743	17.481	110.012	95.188
12	11:19:58.089	<b>59.696</b>	19.424	22.644	17.628	109.296	95.731
13	11:20:57.580	<b>59.491</b>	19.494	22.550	17.447	109.474	96.005
14	11:21:57.244	<b>59.664</b>	19.551	22.490	17.623	108.588	94.651

Lap	Time of Day	Lap Tm	S1	S2	S3	S3Spd	SFSpd
<b>(78) David RYBOWSKI</b>							
1	11:07:57.737					<b>29.379</b>	20.064
2	11:08:58.076	<b>1:00.339</b>				17.555	103.242
3	11:10:18.619	<b>1:20.543</b>	<b>24.598</b>			24.800	72.627
4	11:11:35.044	<b>1:16.425</b>		31.145		20.786	72.785
5	11:12:33.974	<b>58.930</b>				<b>17.489</b>	<b>104.043</b>
6	11:13:51.695	<b>1:17.721</b>				26.636	68.199

Lap	Time of Day	Lap Tm	S1	S2	S3	S3Spd	SFSpd
<b>(9) Steven ARKLEY</b>							
1	11:08:15.604					20.694	74.981
2	11:09:17.896	<b>1:02.292</b>				17.337	102.298
3	11:10:19.148	<b>1:01.252</b>				18.145	97.399
4	11:11:19.418	<b>1:00.270</b>				16.925	106.015
5	11:12:20.052	<b>1:00.634</b>				17.635	106.520
6	11:13:19.625	<b>59.573</b>				16.938	105.848
7	11:14:36.928	<b>1:17.303</b>				26.891	68.338
8	11:17:24.719	<b>2:47.791</b>				25.562	79.417
9	11:18:28.765	<b>1:04.046</b>				17.108	105.681
10	11:19:28.424	<b>59.659</b>				16.962	<b>106.689</b>
11	11:20:29.752	<b>1:01.328</b>				17.962	104.692
12	11:21:29.069	<b>59.317</b>				<b>16.845</b>	105.349

Lap	Time of Day	Lap Tm	S1	S2	S3	S3Spd	SFSpd
<b>(42) Alex MILNE</b>							
1	11:07:39.085					25.400	17.733
2	11:08:41.806	<b>1:02.721</b>	21.006	24.079	17.636	109.118	97.967
3	11:09:46.886	<b>1:05.080</b>	20.278	26.532	18.270	98.111	<b>99.566</b>
4	11:10:59.440	<b>1:12.554</b>	21.647	29.236	21.671	81.540	82.341
5	11:12:06.927	<b>1:07.487</b>	22.245	25.643	19.599	93.205	92.504
6	11:13:17.230	<b>1:10.303</b>	21.283	29.041	19.979	88.532	90.198
7	11:14:20.191	<b>1:02.961</b>	21.182	24.111	17.668	106.859	99.566
8	11:15:20.974	<b>1:00.783</b>	<b>19.833</b>	<b>23.610</b>	<b>17.340</b>	<b>110.012</b>	98.688
9	11:16:36.112	<b>1:15.138</b>	20.669	28.859	25.610	84.732	39.756

Lap	Time of Day	Lap Tm	S1	S2	S3	S3Spd	SFSpd
<b>(21) Marc IRVINE</b>							
1	11:08:02.643					32.310	23.774
2	11:09:14.874	<b>1:12.231</b>	22.670	27.028	22.533	73.664	88.767
3	11:10:16.268	<b>1:01.394</b>	19.745	23.405	<b>18.244</b>	101.371	89.957
4	11:11:18.425	<b>1:02.157</b>	19.624	23.640	18.893	98.688	88.068
5	11:12:20.282	<b>1:01.857</b>	19.564	23.304	18.989	<b>101.678</b>	88.183
6	11:13:34.748	<b>1:14.466</b>	20.781	26.685	27.000	63.790	33.756
7	11:16:36.833	<b>3:02.085</b>	2:16.585	24.321	21.179	73.745	89.477
8	11:17:38.250	<b>1:01.417</b>	19.845	<b>23.249</b>	18.323	100.460	<b>90.320</b>
9	11:18:39.379	<b>1:01.129</b>	<b>19.361</b>	23.338	18.430	100.161	89.596
10	11:19:57.036	<b>1:17.657</b>	23.356	34.121	20.180	55.784	89.716
11	11:20:58.917	<b>1:01.881</b>	19.546	23.590	18.745	99.863	89.957
12	11:22:00.370	<b>1:01.453</b>	19.597	23.394	18.462	100.460	88.884

Lap	Time of Day	Lap Tm	S1	S2	S3	S3Spd	SFSpd
<b>(73) Robert DAVEY</b>							
1	11:07:54.348					29.376	21.004
2</							



Bulletin No. \_\_\_\_\_

# Super Lap Scotland - Round 7

Sorted on best lap time

Super Lap Scotland

Knockhill 1.267 miles

Practice - Group 3

17/09/2017 11:25

Practice (15:00 Time) started at 11:24:32

Pos	No.	Name	Make/Model	Class Code	Laps	Best Tm	Diff	Best Speed	2nd Best
1	7	David LONG	Caterham R400	SLS-P	10	53.447		85.334	53.541
2	32	John STEVENSON	Subaru Impreza	SLS-A	9	53.539	0.092	85.187	53.744
3	51	Colin DORWARD	Mitsubishi Evo 5	SLS-P	12	54.975	1.528	82.962	55.710
4	44	Steven JEFFERIES	Mitsubishi Evo VI	SLS-A	12	55.112	1.665	82.756	55.687
5	55	Adam KINDNESS	Subaru Impreza STi Type R	SLS-B	3	55.118	1.671	82.747	1:20.511
6	46	George RIGBY	Subaru Impreza Spec-C	SLS-B	11	55.371	1.924	82.369	55.429
7	99	Andy FORREST	Westfield	SLS-B	12	55.383	1.936	82.351	55.512
8	25	Alastair MOWAT	VW Golf	SLS-A	13	55.981	2.534	81.471	56.149
9	20	Hamish GORDON	Ultima GTR	SLS-B	15	55.982	2.535	81.470	55.994
10	14	Russ PATON	Mitsubishi Evo 6	SLS-P	12	56.194	2.747	81.162	56.604
11	85	Lowell FORSYTH	Lotus Exige	SLS-A	14	56.826	3.379	80.260	57.120
12	17	Mark GERAGHTY	BMW E46 M3	SLS-D	11	57.290	3.843	79.610	57.432
13	60	Andy CLOTWORTHY	Subaru Impreza	SLS-B	10	57.612	4.165	79.165	57.972
14	10	Jack REID	Mevabusa	SLS-P	8	58.354	4.907	78.158	58.644

Clerk of the Course:

Sig : Time :  
Chief Timekeeper : Ian Sharp (SMART Timing)

Resulat available at [www.speedhive.com](http://www.speedhive.com) and [www.smart-timing.co.uk](http://www.smart-timing.co.uk)

Printed: 17/09/2017 11:46:13



Super Lap Scotland - Round 7

Super Lap Scotland

Knockhill 1.267 miles

Practice - Group 3

17/09/2017 11:25

Practice (15:00 Time) started at 11:24:32

Lap	Time of Day	Lap Tm	S1	S2	S3	S3Spd	SFSpd
<b>(7) David LONG</b>							
1	11:26:01.494			34.807	24.010	60.294	107.372
2	11:26:59.154	<b>57.660</b>	19.127	21.581	16.952	109.118	113.357
3	11:27:54.724	<b>55.570</b>	18.315	21.394	15.861	117.733	113.549
4	11:28:54.101	<b>59.377</b>	<b>17.521</b>	24.906	16.950	113.166	115.107
5	11:29:47.642	<b>53.541</b>	17.583	<b>20.305</b>	15.653	119.409	114.129
6	11:31:02.025	<b>1:14.383</b>	20.347	30.944	23.092	63.309	67.717
7	11:32:14.446	<b>1:12.421</b>	24.558	28.176	19.687	75.742	114.518
8	11:33:22.004	<b>1:07.558</b>	21.776	27.336	18.446	87.494	<b>115.504</b>
9	11:34:15.451	<b>53.447</b>	17.811	20.320	<b>15.316</b>	<b>122.683</b>	114.714
10	11:35:30.147	<b>1:14.696</b>	20.069	28.243	26.384	70.050	31.300

<b>(32) John STEVENSON</b>							
1	11:26:09.653			38.371	24.358	43.718	121.352
2	11:27:08.560	<b>58.907</b>	19.461	22.527	16.919	113.742	113.166
3	11:28:08.896	<b>1:00.336</b>	19.913	24.521	15.902	107.372	<b>124.044</b>
4	11:29:02.435	<b>53.539</b>	17.733	<b>20.498</b>	<b>15.308</b>	<b>131.842</b>	122.683
5	11:30:02.802	<b>1:00.367</b>	21.153	22.037	17.177	120.480	58.152
6	11:32:21.034	<b>2:18.232</b>	1:40.584	21.615	16.033	116.103	122.908
7	11:33:28.773	<b>1:07.739</b>	23.942	26.593	17.204	95.595	123.133
8	11:34:22.517	<b>53.744</b>	<b>17.641</b>	20.741	15.362	131.070	122.683
9	11:35:33.429	<b>1:10.912</b>	20.406	29.424	21.082	73.907	35.246

<b>(51) Colin DORWARD</b>							
1	11:26:14.121			34.765	26.788	48.558	113.166
2	11:27:18.325	<b>1:04.204</b>	19.573	24.918	19.713	90.564	77.851
3	11:28:21.888	<b>1:03.563</b>	21.228	24.356	17.979	100.914	103.402
4	11:29:29.100	<b>1:07.212</b>	21.015	28.566	17.631	84.095	117.116
5	11:30:25.715	<b>56.615</b>	18.096	21.224	17.295	110.012	116.506
6	11:31:27.577	<b>1:01.862</b>	18.250	23.275	20.337	103.402	47.392
7	11:34:00.453	<b>2:32.876</b>	1:52.874	23.381	16.621	111.290	118.356
8	11:34:56.163	<b>55.710</b>	<b>17.715</b>	21.895	16.100	122.236	116.506
9	11:35:51.138	<b>54.975</b>	17.885	<b>21.148</b>	<b>15.942</b>	<b>127.098</b>	116.709
10	11:36:59.950	<b>1:08.812</b>	20.983	27.446	20.383	75.572	48.279
11	11:38:55.781	<b>1:55.831</b>	1:11.525	27.044	17.262	106.859	<b>122.683</b>
12	11:40:03.457	<b>1:07.676</b>	17.883	27.929	21.864	85.487	42.446

<b>(44) Steven JEFFERIES</b>							
1	11:26:28.263			38.066	30.359	45.807	75.402
2	11:27:41.768	<b>1:13.505</b>	24.820	29.468	19.217	72.627	110.922
3	11:28:38.336	<b>56.568</b>	19.022	21.238	16.308	<b>124.504</b>	<b>112.976</b>
4	11:29:34.023	<b>55.687</b>	18.344	21.011	16.332	122.014	110.374
5	11:30:29.135	<b>55.112</b>	<b>18.096</b>	<b>20.897</b>	<b>16.119</b>	121.572	110.374
6	11:31:43.184	<b>1:14.049</b>	21.053	27.881	25.115	74.564	36.216
7	11:35:04.155	<b>3:20.971</b>	2:40.933	22.426	17.612	113.549	109.653
8	11:36:00.662	<b>56.507</b>	18.510	21.715	16.282	119.409	108.588
9	11:36:56.772	<b>56.110</b>	18.204	21.016	16.890	120.265	105.020
10	11:37:52.860	<b>56.088</b>	18.112	21.231	16.745	105.848	107.372
11	11:38:48.555	<b>55.695</b>	18.143	21.284	16.268	116.506	108.238
12	11:39:56.115	<b>1:07.560</b>	18.212	23.816	25.532	94.651	27.016

<b>(55) Adam KINDNESS</b>							
1	11:25:55.999			34.417	22.539	57.752	<b>108.064</b>
2	11:26:51.117	<b>55.118</b>	<b>17.403</b>	<b>21.650</b>	<b>16.065</b>	<b>109.118</b>	108.064
3	11:28:11.628	<b>1:20.511</b>	23.450	29.478	27.583	61.737	27.696

<b>(46) George RIGBY</b>							
1	11:26:21.903			33.669	27.510	39.850	104.529
2	11:27:19.024	<b>57.121</b>	18.649	<b>21.240</b>	17.232	112.033	105.020
3	11:28:14.453	<b>55.429</b>	<b>17.739</b>	21.256	16.434	113.549	105.349
4	11:29:21.454	<b>1:07.001</b>	21.191	24.821	20.989	94.120	41.272
5	11:33:57.925	<b>4:36.471</b>	3:45.794	30.670	20.007	62.835	105.020
6	11:34:53.296	<b>55.371</b>	17.982	21.270	<b>16.119</b>	113.549	<b>105.681</b>
7	11:35:52.147	<b>58.851</b>	17.787	21.725	19.339	<b>114.129</b>	85.487
8	11:36:54.510	<b>1:02.363</b>	19.945	23.748	18.670	83.260	105.515
9	11:38:03.281	<b>1:08.771</b>	18.150	27.943	22.678	72.470	72.159
10	11:39:23.681	<b>1:20.400</b>	24.214	34.336	21.850	50.343	105.515
11	11:40:25.481	<b>1:01.800</b>	18.061	21.354	22.385	112.976	37.015

<b>(99) Andy FORREST</b>							
1	11:26:08.891			38.603	24.829	43.548	101.678
2	11:27:05.498	<b>56.607</b>	18.384	21.643	16.580	<b>113.935</b>	102.611
3	11:28:02.763	<b>57.265</b>	18.130	21.904	17.231	112.408	103.242

Lap	Time of Day	Lap Tm	S1	S2	S3	S3Spd	SFSpd
4	11:29:21.695	<b>1:18.932</b>	23.678	37.176	18.078	67.923	<b>105.349</b>
5	11:30:17.207	<b>55.512</b>	17.922	<b>21.186</b>	16.404	113.166	104.366
6	11:31:13.225	<b>56.018</b>	18.022	21.565	16.431	112.597	102.298
7	11:32:09.097	<b>55.872</b>	<b>17.912</b>	21.415	16.545	113.357	100.310
8	11:33:29.211	<b>1:20.114</b>	23.026	32.755	24.333	61.007	63.071
9	11:34:49.507	<b>1:20.296</b>	26.944	31.214	22.138	53.945	101.987
10	11:35:45.597	<b>56.090</b>	18.247	21.549	16.294	113.166	103.882
11	11:36:40.980	<b>55.383</b>	17.925	21.200	<b>16.258</b>	112.408	103.561
12	11:38:04.583	<b>1:23.603</b>	21.905	32.089	29.609	52.758	27.380

<b>(25) Alastair MOWAT</b>							
1	11:26:05.619			36.371	24.983	46.217	80.368
2	11:27:13.552	<b>1:07.933</b>	22.724	24.815	20.394	84.306	96.697
3	11:28:11.835	<b>58.283</b>	18.287	21.408	18.588	95.595	<b>104.529</b>
4	11:29:07.984	<b>56.149</b>	<b>17.859</b>	21.470	16.820	107.201	102.298
5	11:30:04.320	<b>56.336</b>	18.043	21.193	17.100	109.653	100.611
6	11:31:00.679	<b>56.359</b>	18.113	21.289	16.957	108.941	100.161
7	11:32:11.569	<b>1:10.890</b>	20.005	28.689	22.196	80.176	34.467
8	11:35:12.517	<b>3:00.948</b>	2:16.097	25.176	19.675	79.795	103.242
9	11:36:08.498	<b>55.981</b>	18.112	<b>21.047</b>	16.822	109.832	104.204
10	11:37:09.034	<b>1:00.536</b>	17.859	22.885	19.792	83.260	103.561
11	11:38:11.754	<b>1:02.720</b>	17.892	23.391	21.437	87.722	68.547
12	11:39:19.827	<b>1:08.073</b>	24.247	24.188	19.638	78.672	100.460
13	11:40:16.073	<b>56.246</b>	18.192	21.331	<b>16.723</b>	<b>110.739</b>	101.371

<b>(20) Hamish GORDON</b>							
1	11:26:15.996			34.501	27.480	42.500	97.967
2	11:27:18.045	<b>1:02.049</b>	18.969	24.422	18.658	92.818	101.987
3	11:28:14.312	<b>56.267</b>	18.010	21.249	17.008	<b>116.709</b>	101.832
4	11:29:12.303	<b>57.991</b>	18.357	22.930	16.704	112.408	102.611
5	11:30:08.297	<b>55.994</b>	<b>17.966</b>	<b>21.074</b>	16.954	116.304	101.678
6	11:31:04.547	<b>56.250</b>	18.060	21.218	16.972	115.107	101.678
7	11:32:01.698	<b>57.151</b>	18.445	21.590	17.116	115.703	102.768
8	11:33:40.097	<b>1:38.399</b>	46.661	33.877	17.861	103.882	100.310
9	11:34:41.086	<b>1:00.989</b>	19.161	24.610	17.218	108.238	104.043
10	11:35:38.563	<b>57.477</b>	18.577	21.980	16.920	112.976	103.084
11	11:36:34.545	<b>55.982</b>	18.350	21.114	16.518	115.504	<b>106.351</b>
12	11:37:32.078	<b>57.533</b>	18.550	21.756	17.227	112.033	104.692
13	11:38:28.362	<b>56.284</b>	18.449	21.114	16.721	115.903	104.043
14	11:39:25.291	<b>56.929</b>	18.384	21.591	16.954	115.504	92.947
15	11:40:21.625	<b>56.334</b>	18.918	21.135	<b>16.281</b>	116.709	105.020

<b>(14) Russ PATON</b>							
1	11:26:18.328			32.535	28.552	49.820	86.368
2	11:27:30.391	<b>1:12.063</b>	22.761	29.669	19.633		



# Super Lap Scotland - Round 7

Super Lap Scotland

Knockhill 1.267 miles

Practice - Group 3

17/09/2017 11:25

Practice (15:00 Time) started at 11:24:32

Lap	Time of Day	Lap Tm	S1	S2	S3	S3Spd	SFSpd	Lap	Time of Day	Lap Tm	S1	S2	S3	S3Spd	SFSpd
2	11:27:48.330	59.021	18.986	22.530	17.505	102.926	93.988								
3	11:28:45.830	57.500	18.513	21.536	17.451	103.882	93.726								
4	11:29:43.365	57.535	18.546	21.545	17.444	104.204	94.252								
5	11:30:44.488	1:01.123	18.376	21.617	21.130	104.043	29.433								
6	11:33:34.795	2:50.307	2:08.992	23.267	18.048	102.298	93.335								
7	11:34:38.748	1:03.953	22.235	23.824	17.894	103.084	94.785								
8	11:35:36.038	57.290	18.363	21.574	17.353	104.204	94.385								
9	11:36:33.470	57.432	18.440	21.571	17.421	104.529	94.252								
10	11:37:30.905	57.435	18.429	21.549	17.457	104.856	94.120								
11	11:38:48.366	1:17.461	23.341	28.290	25.830	75.064	26.504								

(60) Andy CLOTWORTHY

1	11:26:11.712			35.806	25.716	45.466	101.371
2	11:27:19.392	1:07.680	20.188	28.350	19.142	104.366	85.054
3	11:28:23.813	1:04.421	21.943	24.934	17.544	100.611	105.681
4	11:29:23.028	59.215	19.281	22.850	17.084	111.290	106.520
5	11:30:20.640	57.612			16.720	118.565	105.184
6	11:31:18.612	57.972			16.854	118.565	104.856
7	11:32:34.983	1:16.371	21.801	29.689	24.881	80.368	31.744
8	11:35:41.270	3:06.287	2:17.002	30.123	19.162	61.174	103.721
9	11:36:39.551	58.281	19.160	22.262	16.859	117.321	104.366
10	11:38:06.215	1:26.664	24.587	33.527	28.550	60.349	25.096

(10) Jack REID

1	11:26:02.263				23.667	57.161	101.371
2	11:27:00.907	58.644			17.073	104.856	100.762
3	11:27:59.562	58.655			17.015	104.529	99.125
4	11:29:33.146	1:33.584			22.909	60.132	72.627
5	11:30:48.919	1:15.773			20.727	68.687	99.863
6	11:31:47.273	58.354			16.696	104.043	99.125
7	11:32:46.124	58.851			16.642	103.402	99.566
8	11:34:11.332	1:25.208			30.507	62.600	21.297

Clerk of the Course:

Sig : Time :

Chief Timekeeper : Ian Sharp (SMART Timing)

Resulat available at [www.speedhive.com](http://www.speedhive.com) and [www.smart-timing.co.uk](http://www.smart-timing.co.uk)

Printed: 17/09/2017 11:46:46

Orbits





# Super Lap Scotland - Round 7

Sorted on best lap time

Super Lap Scotland

Knockhill 1.267 miles

Practice - Overall

17/09/2017 10:45

Practice started at 10:45:17

Pos	No.	Name	Make/Model	Class Code	Laps	Best Tm	Diff	Best Speed	2nd Best
1	7	David LONG	Caterham R400	SLS-P	10	53.447		85.334	53.541
2	32	John STEVENSON	Subaru Impreza	SLS-A	9	53.539	0.092	85.187	53.744
3	51	Colin DORWARD	Mitsubishi Evo 5	SLS-P	12	54.975	1.528	82.962	55.710
4	44	Steven JEFFERIES	Mitsubishi Evo VI	SLS-A	12	55.112	1.665	82.756	55.687
5	55	Adam KINDNESS	Subaru Impreza STi Type R	SLS-B	3	55.118	1.671	82.747	1:20.511
6	46	George RIGBY	Subaru Impreza Spec-C	SLS-B	11	55.371	1.924	82.369	55.429
7	99	Andy FORREST	Westfield	SLS-B	12	55.383	1.936	82.351	55.512
8	34	Blair McCONACHIE	Caterham Superlight R	SLS-C	15	55.465	2.018	82.229	55.663
9	25	Alastair MOWAT	VW Golf	SLS-A	13	55.981	2.534	81.471	56.149
10	20	Hamish GORDON	Ultima GTR	SLS-B	15	55.982	2.535	81.470	55.994
11	131	Keith COWIE	Seat Leon Supercopa	SLS-C	12	56.044	2.597	81.380	56.226
12	14	Russ PATON	Mitsubishi Evo 6	SLS-P	12	56.194	2.747	81.162	56.604
13	85	Lowell FORSYTH	Lotus Exige	SLS-A	14	56.826	3.379	80.260	57.120
14	17	Mark GERAGHTY	BMW E46 M3	SLS-D	11	57.290	3.843	79.610	57.432
15	77	Ian BONTHRONE	BMW E46 M3	SLS-D	12	57.531	4.084	79.276	57.547
16	5	Paul TOMLINSON	Subaru Impreza	SLS-D	12	57.537	4.090	79.268	57.776
17	60	Andy CLOTWORTHY	Subaru Impreza	SLS-B	10	57.612	4.165	79.165	57.972
18	28	Craig MENZIES	Lotus Exige	SLS-C	15	57.979	4.532	78.664	58.429
19	10	Jack REID	Mevabusa	SLS-P	8	58.354	4.907	78.158	58.644
20	78	David RYBOWSKI	Subaru Impreza WRX	SLS-D	6	58.930	5.483	77.394	1:00.339
21	9	Steven ARKLEY	Westfield Megabusa	SLS-C	13	59.317	5.870	76.889	59.573
22	83	Fraser JAMIESON	Renault Clio 172 Ph1	SLS-E	12	1:00.158	6.711	75.814	1:00.198
23	67	Marshall WISHART	Mazda RX8	SLS-F	12	1:00.352	6.905	75.571	1:00.752
24	54	Steven McNAB	Renault Clio	SLS-E	14	1:00.560	7.113	75.311	1:00.605
25	6	Michael FOSTER	Renault Clio 172	SLS-E	7	1:00.581	7.134	75.285	1:01.362
26	42	Alex MILNE	Audi TTRS Plus	SLS-D	9	1:00.783	7.336	75.035	1:02.721
27	12	James McELENY	Subaru Impreza	SLS-E	10	1:00.914	7.467	74.873	1:01.492
28	21	Marc IRVINE	Ford Focus ST	SLS-D	13	1:01.129	7.682	74.610	1:01.394
29	103	Stuart ROBERTSON	Renault Clio	SLS-E	11	1:01.169	7.722	74.561	1:01.349
30	41	Neil METHVEN	Renault Clio 182	SLS-F	13	1:01.381	7.934	74.304	1:01.591
31	73	Robert DAVEY	Lotus Elise S220 Cup	SLS-D	15	1:01.606	8.159	74.032	1:02.019
32	94	Jonathan SCRIMGEOUR	Vauxhall Astra VXR	SLS-E	13	1:01.903	8.456	73.677	1:02.131
33	38	Chris HISLOP	Renault Clio 197	SLS-F	14	1:01.969	8.522	73.599	1:02.188
34	15	Craig WALLACE	Renault Sport Megane	SLS-E	11	1:02.182	8.735	73.347	1:02.230
35	48	Colin DUTHIE	Audi A3 3.2	SLS-F	14	1:03.059	9.612	72.327	1:03.382
36	65	Kevin STRACHAN	Renault Clio	SLS-F	9	1:03.082	9.635	72.300	1:03.397
37	49	Robert JOBSON	Honda S2000	Guest	13	1:03.467	10.020	71.862	1:03.901
38	160	Ray McGINLAY	Ford Puma	SLS-E	14	1:04.113	10.666	71.138	1:04.114
39	132	Suzanne BUIST	Mini Cooper S	SLS-F	11	1:06.571	13.124	68.511	1:07.229
40	56	Ian BIAGI	BMC Mini Clubman	SLS-E	8	1:07.614	14.167	67.454	1:08.036

Clerk of the Course:

Sig : Time :  
 Chief Timekeeper : Ian Sharp (SMART Timing)

Resulat available at [www.speedhive.com](http://www.speedhive.com) and [www.smart-timing.co.uk](http://www.smart-timing.co.uk)

Printed: 17/09/2017 21:05:57





# Super Lap Scotland - Round 7

Sorted on best lap time

Super Lap Scotland

Knockhill 1.267 miles

Practice - Overall

17/09/2017 10:45

Practice started at 10:45:17

Pos	No.	Name	Make/Model	Class Code	Laps	Best Tm	Diff	Best Speed	2nd Best
-----	-----	------	------------	------------	------	---------	------	------------	----------

### Guest

1	49	Robert JOBSON	Honda S2000	Guest	13	1:03.467		71.862	1:03.901
---	----	---------------	-------------	-------	----	----------	--	--------	----------

### Super Lap Scotland (A)

1	32	John STEVENSON	Subaru Impreza	SLS-A	9	53.539		85.187	53.744
2	44	Steven JEFFERIES	Mitsubishi Evo VI	SLS-A	12	55.112	1.573	82.756	55.687
3	25	Alastair MOWAT	VW Golf	SLS-A	13	55.981	2.442	81.471	56.149
4	85	Lowell FORSYTH	Lotus Exige	SLS-A	14	56.826	3.287	80.260	57.120

### Super Lap Scotland (B)

1	55	Adam KINDNESS	Subaru Impreza STi Type R	SLS-B	3	55.118		82.747	1:20.511
2	46	George RIGBY	Subaru Impreza Spec-C	SLS-B	11	55.371	0.253	82.369	55.429
3	99	Andy FORREST	Westfield	SLS-B	12	55.383	0.265	82.351	55.512
4	20	Hamish GORDON	Ultima GTR	SLS-B	15	55.982	0.864	81.470	55.994
5	60	Andy CLOTWORTHY	Subaru Impreza	SLS-B	10	57.612	2.494	79.165	57.972

### Super Lap Scotland (C)

1	34	Blair McCONACHIE	Caterham Superlight R	SLS-C	15	55.465		82.229	55.663
2	131	Keith COWIE	Seat Leon Supercopa	SLS-C	12	56.044	0.579	81.380	56.226
3	28	Craig MENZIES	Lotus Exige	SLS-C	15	57.979	2.514	78.664	58.429
4	9	Steven ARKLEY	Westfield Megabusa	SLS-C	13	59.317	3.852	76.889	59.573

### Super Lap Scotland (D)

1	17	Mark GERAGHTY	BMW E46 M3	SLS-D	11	57.290		79.610	57.432
2	77	Ian BONTHRONE	BMW E46 M3	SLS-D	12	57.531	0.241	79.276	57.547
3	5	Paul TOMLINSON	Subaru Impreza	SLS-D	12	57.537	0.247	79.268	57.776
4	78	David RYBOWSKI	Subaru Impreza WRX	SLS-D	6	58.930	1.640	77.394	1:00.339
5	42	Alex MILNE	Audi TTRS Plus	SLS-D	9	1:00.783	3.493	75.035	1:02.721
6	21	Marc IRVINE	Ford Focus ST	SLS-D	13	1:01.129	3.839	74.610	1:01.394
7	73	Robert DAVEY	Lotus Elise S220 Cup	SLS-D	15	1:01.606	4.316	74.032	1:02.019

### Super Lap Scotland (E)

1	83	Fraser JAMIESON	Renault Clio 172 Ph1	SLS-E	12	1:00.158		75.814	1:00.198
2	54	Steven McNAB	Renault Clio	SLS-E	14	1:00.560	0.402	75.311	1:00.605
3	6	Michael FOSTER	Renault Clio 172	SLS-E	7	1:00.581	0.423	75.285	1:01.362
4	12	James McELENY	Subaru Impreza	SLS-E	10	1:00.914	0.756	74.873	1:01.492
5	103	Stuart ROBERTSON	Renault Clio	SLS-E	11	1:01.169	1.011	74.561	1:01.349
6	94	Jonathan SCRIMGEOUR	Vauxhall Astra VXR	SLS-E	13	1:01.903	1.745	73.677	1:02.131
7	15	Craig WALLACE	Renault Sport Megane	SLS-E	11	1:02.182	2.024	73.347	1:02.230
8	160	Ray McGINLAY	Ford Puma	SLS-E	14	1:04.113	3.955	71.138	1:04.114
9	56	Ian BIAGI	BMC Mini Clubman	SLS-E	8	1:07.614	7.456	67.454	1:08.036

Clerk of the Course:


Sig : Time :

Chief Timekeeper : Ian Sharp (SMART Timing)

Resulat available at [www.speedhive.com](http://www.speedhive.com) and [www.smart-timing.co.uk](http://www.smart-timing.co.uk)

Printed: 17/09/2017 21:06:14

Orbits





Bulletin No. \_\_\_\_\_

# Super Lap Scotland - Round 7

Sorted on best lap time

Super Lap Scotland

Knockhill 1.267 miles

Practice - Overall

17/09/2017 10:45

Practice started at 10:45:17

Pos	No.	Name	Make/Model	Class Code	Laps	Best Tm	Diff	Best Speed	2nd Best
<b>Super Lap Scotland (F)</b>									
1	67	Marshall WISHART	Mazda RX8	SLS-F	12	1:00.352		75.571	1:00.752
2	41	Neil METHVEN	Renault Clio 182	SLS-F	13	1:01.381	1.029	74.304	1:01.591
3	38	Chris HISLOP	Renault Clio 197	SLS-F	14	1:01.969	1.617	73.599	1:02.188
4	48	Colin DUTHIE	Audi A3 3.2	SLS-F	14	1:03.059	2.707	72.327	1:03.382
5	65	Kevin STRACHAN	Renault Clio	SLS-F	9	1:03.082	2.730	72.300	1:03.397
6	132	Suzanne BUIST	Mini Cooper S	SLS-F	11	1:06.571	6.219	68.511	1:07.229
<b>Super Lap Scotland (Pro)</b>									
1	7	David LONG	Caterham R400	SLS-P	10	53.447		85.334	53.541
2	51	Colin DORWARD	Mitsubishi Evo 5	SLS-P	12	54.975	1.528	82.962	55.710
3	14	Russ PATON	Mitsubishi Evo 6	SLS-P	12	56.194	2.747	81.162	56.604
4	10	Jack REID	Mevabusa	SLS-P	8	58.354	4.907	78.158	58.644

Clerk of the Course:

Sig : Time :  
Chief Timekeeper : Ian Sharp (SMART Timing)

Resultat available at [www.speedhive.com](http://www.speedhive.com) and [www.smart-timing.co.uk](http://www.smart-timing.co.uk)

Printed: 17/09/2017 21:06:14

Orbits





# Super Lap Scotland - Round 7

Sorted on best lap time

Super Lap Scotland

Knockhill 1.267 miles

Qualifying - Group 1 - AMENDED RESULT

17/09/2017 13:45

Practice (15:00 Time) started at 13:55:01

Pos	No.	Name	Make/Model	Class Code	Laps	Best Tm	Diff	Best Speed	2nd Best
1	83	Fraser JAMIESON	Renault Clio 172 Ph1	SLS-E	10	1:00.284		75.656	1:00.496
2	54	Steven McNAB	Renault Clio	SLS-E	14	1:00.613	0.329	75.245	1:00.968
3	67	Marshall WISHART	Mazda RX8	SLS-F	12	1:01.207	0.923	74.515	1:01.293
4	15	Craig WALLACE	Renault Sport Megane	SLS-E	11	1:01.356	1.072	74.334	1:01.524
5	103	Stuart ROBERTSON	Renault Clio	SLS-E	10	1:01.488	1.204	74.174	1:01.691
6	12	James McELENY	Subaru Impreza	SLS-E	12	1:01.784	1.500	73.819	1:02.104
7	38	Chris HISLOP	Renault Clio 197	SLS-F	14	1:01.935	1.651	73.639	1:01.998
8	88	Martin BROWN	Subaru Impreza WRX	SLS-F	12	1:01.936	1.652	73.638	1:02.009
9	94	Jonathan SCRIMGEOUR	Vauxhall Astra VXR	SLS-E	13	1:01.980	1.696	73.586	1:02.203
10	41	Neil METHVEN	Renault Clio 182	SLS-F	10	1:02.177	1.893	73.353	1:02.480
11	48	Colin DUTHIE	Audi A3 3.2	SLS-F	13	1:03.125	2.841	72.251	1:03.192
12	65	Kevin STRACHAN	Renault Clio	SLS-F	9	1:03.489	3.205	71.837	1:04.143
13	160	Ray McGINLAY	Ford Puma	SLS-F	13	1:03.699	3.415	71.600	1:03.707
14	49	Robert JOBSON	Honda S2000	Guest	4	1:03.841	3.557	71.441	1:05.628
15	56	Ian BIAGI	BMC Mini Clubman	SLS-E	9	1:07.632	7.348	67.436	1:07.985
16	132	Suzanne BUIST	Mini Cooper S	SLS-F	12	1:09.064	8.780	66.038	1:09.526

**Announcements**

15:59 AMENDED RESULT - Car No.160 - Re-classified as Class F.

Clerk of the Course:

Sig : Time :  
 Chief Timekeeper : Ian Sharp (SMART Timing)

Resulat available at [www.speedhive.com](http://www.speedhive.com) and [www.smart-timing.co.uk](http://www.smart-timing.co.uk)





# Super Lap Scotland - Round 7

Super Lap Scotland

Knockhill 1.267 miles

Qualifying - Group 1

17/09/2017 13:45

Practice (15:00 Time) started at 13:55:01

Lap	Time of Day	Lap Tm	S1	S2	S3	S3Spd	SFSpd
<b>(83) Fraser JAMIESON</b>							
1	13:56:21.235			33.224	21.804	61.398	87.040
2	13:57:22.183	<b>1:00.948</b>	19.781	22.817	18.350	96.281	87.494
3	13:58:27.414	<b>1:05.231</b>	19.784	25.944	19.503	86.035	88.068
4	13:59:45.417	<b>1:18.003</b>	32.712	26.700	18.591	96.419	<b>88.649</b>
5	14:00:53.537	<b>1:08.120</b>	23.579	25.819	18.722	93.726	88.183
6	14:01:54.033	<b>1:00.496</b>	19.654	22.540	18.302	96.836	87.837
7	14:02:54.733	<b>1:00.700</b>	19.673	22.512	18.515	97.257	88.183
8	14:03:55.017	<b>1:00.284</b>	<b>19.483</b>	<b>22.465</b>	18.336	<b>97.682</b>	88.068
9	14:04:55.550	<b>1:00.533</b>	19.720	22.552	<b>18.261</b>	96.976	88.416
10	14:06:21.491	<b>1:25.941</b>	22.388	34.343	29.210	58.001	24.809
<b>(54) Steven McNAB</b>							
1	13:56:25.214				23.505	62.953	85.925
2	13:57:27.456	<b>1:02.242</b>			18.391	96.143	86.479
3	13:58:31.970	<b>1:04.514</b>			19.371	87.380	87.608
4	13:59:33.228	<b>1:01.258</b>			18.334	96.005	86.590
5	14:00:34.276	<b>1:01.048</b>	<b>19.804</b>	<b>23.141</b>	18.103	<b>97.257</b>	86.702
6	14:01:35.244	<b>1:00.968</b>			18.077	96.558	87.040
7	14:02:41.225	<b>1:05.981</b>		25.977	18.508	96.697	87.266
8	14:03:41.838	<b>1:00.613</b>			<b>18.042</b>	97.257	87.153
9	14:04:59.052	<b>1:17.214</b>	23.643	31.329	22.242	61.965	<b>88.068</b>
10	14:06:08.380	<b>1:09.328</b>	22.372	27.557	19.399	96.976	87.952
11	14:07:09.438	<b>1:01.058</b>			18.158	97.257	87.380
12	14:08:16.084	<b>1:06.646</b>		24.995	19.101	94.385	87.494
13	14:09:17.710	<b>1:01.626</b>			18.770	97.117	87.722
14	14:10:18.887	<b>1:01.177</b>			18.175	95.731	87.153
<b>(67) Marshall WISHART</b>							
1	13:56:36.285			35.871	21.066	56.535	<b>83.054</b>
2	13:57:38.307	<b>1:02.022</b>	19.782	23.362	18.878	94.385	80.853
3	13:58:40.039	<b>1:01.732</b>	19.629	23.275	18.828	94.385	81.540
4	13:59:43.976	<b>1:03.937</b>	20.364	24.748	18.825	93.988	82.341
5	14:00:56.425	<b>1:12.449</b>	24.147	28.307	19.995	72.470	81.739
6	14:01:57.632	<b>1:01.207</b>	19.759	22.979	<b>18.469</b>	<b>94.919</b>	82.747
7	14:03:10.039	<b>1:12.407</b>	19.586	29.441	23.380	91.677	28.765
8	14:06:16.219	<b>3:06.180</b>	2:22.377	24.943	18.860	90.320	81.839
9	14:07:17.869	<b>1:01.650</b>	<b>19.488</b>	23.520	18.642	93.465	81.540
10	14:08:19.162	<b>1:01.293</b>	19.779	<b>22.965</b>	18.549	94.785	80.561
11	14:09:21.085	<b>1:01.923</b>	19.846	23.422	18.655	94.919	81.839
12	14:10:40.189	<b>1:19.104</b>	22.689	30.619	25.796	59.757	53.686
<b>(15) Craig WALLACE</b>							
1	13:57:03.831			33.562	26.287	49.344	73.262
2	13:58:23.339	<b>1:19.508</b>	30.198	29.268	20.042	99.272	90.564
3	13:59:26.928	<b>1:03.589</b>	20.980	24.398	18.211	102.454	90.564
4	14:00:28.710	<b>1:01.782</b>	20.131	23.330	18.321	103.084	91.179
5	14:01:32.359	<b>1:03.649</b>	21.370	<b>23.306</b>	18.973	<b>103.721</b>	72.943
6	14:02:48.118	<b>1:15.759</b>	26.414	29.243	20.102	80.950	<b>92.054</b>
7	14:03:49.474	<b>1:01.356</b>	<b>19.863</b>	23.344	18.149	102.926	90.686
8	14:04:50.998	<b>1:01.524</b>	19.969	23.377	18.178	102.142	91.055
9	14:05:52.815	<b>1:01.817</b>	20.137	23.310	18.370	102.926	91.179
10	14:06:54.514	<b>1:01.699</b>	19.996	23.609	<b>18.094</b>	101.832	90.320
11	14:08:25.609	<b>1:31.095</b>	21.574	31.937	37.584	61.510	24.627
<b>(103) Stuart ROBERTSON</b>							
1	13:57:22.179			33.144	28.209	32.529	74.152
2	13:58:28.718	<b>1:06.539</b>	21.248	25.305	19.986	95.053	84.518
3	13:59:42.403	<b>1:13.685</b>	23.129	29.882	20.674	75.828	84.518
4	14:00:43.891	<b>1:01.488</b>	19.860	<b>22.856</b>	18.772	95.459	83.989
5	14:01:45.972	<b>1:02.081</b>	19.839	23.087	19.155	94.651	84.095
6	14:02:58.511	<b>1:12.539</b>	21.599	25.761	25.179	86.927	26.725
7	14:04:57.987	<b>1:59.476</b>	1:14.174	25.227	20.075	75.148	84.839
8	14:06:00.632	<b>1:02.645</b>	<b>19.742</b>	24.104	18.799	94.385	83.675
9	14:07:02.323	<b>1:01.691</b>	20.189	23.027	<b>18.475</b>	<b>95.868</b>	<b>85.270</b>
10	14:08:21.487	<b>1:19.164</b>	21.093	26.191	31.880	61.007	36.472
<b>(12) James McELENY</b>							
1	13:56:58.853			39.416	26.594	43.128	80.272
2	13:58:00.637	<b>1:01.784</b>	20.426	<b>23.154</b>	<b>18.204</b>	<b>100.161</b>	86.479
3	13:59:02.741	<b>1:02.104</b>	<b>19.957</b>	23.356	18.791	99.125	84.839
4	14:00:05.100	<b>1:02.359</b>	20.213	23.174	18.972	95.868	81.343
5	14:01:07.955	<b>1:02.855</b>	20.303	23.757	18.795	94.385	82.543

Lap	Time of Day	Lap Tm	S1	S2	S3	S3Spd	SFSpd
6	14:02:29.325	<b>1:21.370</b>	23.400	29.631	28.339	59.864	30.053
7	14:04:31.846	<b>2:02.521</b>	1:12.089	29.952	20.480	77.761	85.054
8	14:05:35.941	<b>1:04.095</b>	20.393	25.049	18.653	94.120	84.625
9	14:06:41.637	<b>1:05.696</b>	22.443	24.282	18.971	95.323	82.139
10	14:07:44.747	<b>1:03.110</b>	20.104	24.080	18.926	93.988	82.645
11	14:09:08.537	<b>1:23.790</b>	23.568	30.035	30.187	67.445	24.938
12	14:11:01.127	<b>1:52.590</b>	1:05.079	25.944	21.567	75.914	<b>86.590</b>
<b>(38) Chris HISLOP</b>							
1	13:56:30.975			33.727	23.813	52.633	80.561
2	13:57:34.189	<b>1:03.214</b>	20.259	23.986	18.969	92.054	82.442
3	13:58:37.122	<b>1:02.933</b>	20.263	23.776	18.894	92.690	83.054
4	13:59:40.228	<b>1:03.106</b>	20.239	23.765	19.102	92.308	82.645
5	14:00:44.023	<b>1:03.795</b>	19.976	23.679	20.140	92.181	65.856
6	14:01:57.824	<b>1:13.801</b>	24.671	27.931	21.199	70.123	72.864
7	14:03:13.894	<b>1:16.070</b>	26.919	29.114	20.037	84.095	83.054
8	14:04:16.415	<b>1:02.521</b>	20.076	23.677	18.768	92.562	83.157
9	14:05:18.413	<b>1:01.998</b>	19.833	23.361	18.804	<b>92.947</b>	83.467
10	14:06:25.916	<b>1:07.503</b>	19.858	27.006	20.639	69.831	<b>83.571</b>
11	14:07:27.971	<b>1:02.055</b>	19.948	<b>23.313</b>	18.794	92.690	<b>83.571</b>
12	14:08:35.703	<b>1:07.732</b>	22.099	25.531	20.102	87.494	82.849
13	14:09:37.638	<b>1:01.935</b>	<b>19.770</b>	23.404	<b>18.761</b>	92.435	82.951
14	14:10:40.056	<b>1:02.418</b>	19.883	23.424	19.111	92.818	82.341
<b>(88) Martin BROWN</b>							
1	13:57:05.175			34.647	25.510	51.423	79.606
2	13:58:25.815	<b>1:20.640</b>	29.800	30.343	20.497	86.368	82.240
3	13:59:43.388	<b>1:17.573</b>	24.647	28.662	24.264	65.986	38.457
4	14:01:29.940	<b>1:46.552</b>	1:02.034	25.016	19.502	88.532	83.780
5	14:02:32.286	<b>1:02.346</b>			18.762	<b>95.731</b>	<b>84.625</b>
6	14:03:44.871	<b>1:12.585</b>		30.526	21.178	66.051	83.675
7	14:04:46.807	<b>1:01.936</b>	<b>19.978</b>	23.440	<b>18.518</b>	95.595	84.306
8	14:06:02.105	<b>1:15.298</b>	21.205	31.284	22.809	57.802	81.739
9	14:07:05.176	<b>1:03.071</b>	20.037	<b>23.377</b>	19.657	95.188	73.342
10	14:08:23.212	<b>1:18.036</b>	23.812	32.110	22.114	61.230	82.849
11	14:09:25.221	<b>1:02.009</b>	19.994	23.442	18.573	95.188	83.054
12	14:10:44.945	<b>1:19.724</b>	22.314	31.561	25.849	56.063	56.393
<b>(94) Jonathan SCRIMGEOUR</b>							
1	13:56:48.516			35.643	26.293	49.271	79.417
2	13:57:58.544	<b>1:10.028</b>	22.543	27.609	19.876	95.053	82.645
3	13:59:00.747	<b>1:02.203</b>	20.345	<b>23.280</b>	18.578	<b>98.688</b>	85.487
4	14:00:02.727	<b>1:01.980</b>	19.864	23.583	<b>18.533</b>	98.543	85.162
5	14:01:05.288	<b>1:02.561</b>	20.003	23.853	18.705	96.976	<b>85.815</b>
6	14:02:18.629	<b>1:13.341</b>	22.358	26.838	24.145	83.363	47.027
7	14:04:00.593	<b>1:41.964</b>	52.960	30.158	18.846	90.564	85.815
8	14:05:03.177	<b>1:02.584</b>	<b>19.850</b>	23.920	18.814	97.540	85.054
9	14:06:06.408	<b>1:03.231</b>	20.266	23.807	19.158	98.111	85.054
10	14:07:08.93						



# Super Lap Scotland - Round 7

Super Lap Scotland

Knockhill 1.267 miles

Qualifying - Group 1

17/09/2017 13:45

Practice (15:00 Time) started at 13:55:01

Lap	Time of Day	Lap Tm	S1	S2	S3	S3Spd	SFSpd	Lap	Time of Day	Lap Tm	S1	S2	S3	S3Spd	SFSpd
-----	-------------	--------	----	----	----	-------	-------	-----	-------------	--------	----	----	----	-------	-------

(65) Kevin STRACHAN

1	13:57:07.309			34.031	24.740	51.384	81.244
2	13:58:37.456	<b>1:30.147</b>	29.271	33.138	27.738	60.186	50.193
3	13:59:49.023	<b>1:11.567</b>	26.220	25.274	20.073	91.802	83.571
4	14:00:57.850	<b>1:08.827</b>	21.647	27.651	19.529	90.564	82.645
5	14:02:01.993	<b>1:04.143</b>	<b>21.094</b>	24.048	19.001	94.385	83.780
6	14:03:20.812	<b>1:18.819</b>	21.318	31.075	26.426	56.919	55.830
7	14:04:34.652	<b>1:13.840</b>	26.464	27.850	19.526	88.532	83.260
8	14:05:38.141	<b>1:03.489</b>	21.228	<b>23.514</b>	<b>18.747</b>	<b>95.595</b>	<b>84.625</b>
9	14:07:06.082	<b>1:27.941</b>	25.790	34.275	27.876	56.016	27.016

(160) Ray McGINLAY

1	13:56:41.883			35.893	23.963	58.866	80.465
2	13:58:11.596	<b>1:29.713</b>	42.230	27.197	20.286	88.884	81.244
3	13:59:16.870	<b>1:05.274</b>	21.562	24.309	19.403	93.205	81.938
4	14:00:22.495	<b>1:05.625</b>	21.731	24.499	19.395	93.465	82.240
5	14:01:26.922	<b>1:04.427</b>	21.286	23.922	19.219	<b>94.518</b>	82.039
6	14:02:30.936	<b>1:04.014</b>	21.164	23.903	<b>18.947</b>	93.857	82.442
7	14:03:34.635	<b>1:03.699</b>	20.856	<b>23.635</b>	19.208	93.465	<b>82.951</b>
8	14:04:38.342	<b>1:03.707</b>	20.776	23.843	19.088	94.252	82.645
9	14:05:42.544	<b>1:04.202</b>	20.919	24.045	19.238	94.518	82.747
10	14:06:46.567	<b>1:04.023</b>	20.955	23.919	19.149	93.465	82.849
11	14:07:50.587	<b>1:04.020</b>	<b>20.684</b>	23.935	19.401	94.252	81.938
12	14:08:54.538	<b>1:03.951</b>	20.768	23.924	19.259	94.252	81.739
13	14:09:58.529	<b>1:03.991</b>	20.879	23.934	19.178	93.465	82.442

(49) Robert JOBSON

1	13:56:45.150			36.261	28.010	60.676	34.274
2	14:05:16.315	<b>8:31.165</b>	7:46.308	25.460	19.397	92.308	82.139
3	14:06:20.156	<b>1:03.841</b>	20.910	<b>24.064</b>	<b>18.867</b>	92.308	<b>82.341</b>
4	14:07:25.784	<b>1:05.628</b>	<b>20.737</b>	24.105	20.786	<b>92.947</b>	38.043

(56) Ian BIAGI

1	13:57:00.980			39.164	27.595	44.354	68.407
2	13:58:52.149	<b>1:51.169</b>	30.903	48.579	31.687	46.409	33.337
3	14:01:00.117	<b>2:07.968</b>	1:21.288	25.984	20.696	83.885	76.958
4	14:02:08.102	<b>1:07.985</b>	22.599	25.458	19.928	82.039	76.345
5	14:03:15.734	<b>1:07.632</b>	<b>22.030</b>	25.719	<b>19.883</b>	82.139	<b>77.671</b>
6	14:04:23.755	<b>1:08.021</b>	22.448	<b>25.214</b>	20.359	<b>84.095</b>	77.135
7	14:05:32.889	<b>1:09.134</b>	22.769	26.100	20.265	80.950	77.491
8	14:06:54.655	<b>1:21.766</b>	25.363	28.750	27.653	60.621	29.394
9	14:10:00.140	<b>3:05.485</b>	2:16.644	27.040	21.801	68.828	76.172

(132) Suzanne BUIST

1	13:57:02.473			37.429	27.505	50.118	70.714
2	13:58:25.176	<b>1:22.703</b>	29.633	29.308	23.762	70.640	72.706
3	13:59:42.045	<b>1:16.869</b>	24.199	29.049	23.621	71.013	59.757
4	14:01:03.194	<b>1:21.149</b>	25.437	31.955	23.757	63.309	78.950
5	14:02:13.444	<b>1:10.250</b>	23.617	26.536	<b>20.097</b>	89.120	81.739
6	14:03:22.970	<b>1:09.526</b>	22.940	26.430	20.156	<b>91.055</b>	79.606
7	14:04:46.531	<b>1:23.561</b>	26.910	30.686	25.965	72.081	55.830
8	14:06:08.078	<b>1:21.547</b>	28.981	29.759	22.807	77.402	64.279
9	14:07:26.360	<b>1:18.282</b>	25.649	30.688	21.945	59.074	<b>82.442</b>
10	14:08:35.424	<b>1:09.064</b>	<b>22.514</b>	<b>26.379</b>	20.171	89.596	80.368
11	14:09:47.571	<b>1:12.147</b>	24.371	26.479	21.297	90.077	73.907
12	14:11:04.292	<b>1:16.721</b>	24.983	29.633	22.105	76.172	79.985

Clerk of the Course:

Sig : Time :  
Chief Timekeeper : Ian Sharp (SMART Timing)

Resulat available at [www.speedhive.com](http://www.speedhive.com) and [www.smart-timing.co.uk](http://www.smart-timing.co.uk)

Printed: 17/09/2017 15:03:40

Orbits





Bulletin No. \_\_\_\_\_

# Super Lap Scotland - Round 7

Sorted on best lap time

Super Lap Scotland

Knockhill 1.267 miles

Qualifying - Group 2 - AMENDED RESULT

17/09/2017 14:05

Practice started at 14:12:57

Pos	No.	Name	Make/Model	Class Code	Laps	Best Tm	Diff	Best Speed	2nd Best
1	34	Blair McCONACHIE	Caterham Superlight R	SLS-C	14	55.189		82.640	56.425
2	131	Keith COWIE	Seat Leon Supercopa	SLS-C	10	56.057	0.868	81.361	56.317
3	5	Paul TOMLINSON	Subaru Impreza	SLS-C	10	58.013	2.824	78.618	58.167
4	28	Craig MENZIES	Lotus Exige	SLS-C	14	58.016	2.827	78.613	58.424
5	77	Ian BONTHRONE	BMW E46 M3	SLS-D	13	58.063	2.874	78.550	58.301
6	78	David RYBOWSKI	Subaru Impreza WRX	SLS-D	4	58.981	3.792	77.327	1:13.729
7	9	Steven ARKLEY	Westfield Megabusa	SLS-C	13	59.466	4.277	76.697	59.548
8	6	Michael FOSTER	Renault Clio 172	SLS-E	4	1:00.909	5.720	74.880	1:01.023
9	21	Marc IRVINE	Ford Focus ST	SLS-D	13	1:01.111	5.922	74.632	1:01.262
10	42	Alex MILNE	Audi TTRS Plus	SLS-D	13	1:01.445	6.256	74.226	1:01.657
11	73	Robert DAVEY	Lotus Elise S220 Cup	SLS-D	14	1:03.020	7.831	72.371	1:03.192
12	3	Jean-Luc CARTWRIGHT	Lexus IS-F	SLS-D	12	1:03.613	8.424	71.697	1:04.125

### Announcements

15:10 AMENDED RESULT - Car No.5 - Re-classified as Class C.

Clerk of the Course:

Sig : Time :  
Chief Timekeeper : Ian Sharp (SMART Timing)

Result available at [www.speedhive.com](http://www.speedhive.com) and [www.smart-timing.co.uk](http://www.smart-timing.co.uk)

Printed: 17/09/2017 16:18:26



Super Lap Scotland - Round 7

Super Lap Scotland

Knockhill 1.267 miles

Qualifying - Group 2

17/09/2017 14:05

Practice started at 14:12:57

Lap	Time of Day	Lap Tm	S1	S2	S3	S3Spd	SFSpd
(34) Blair McCONACHIE							
1	14:14:33.340			31.575	22.623	61.285	95.053
2	14:15:31.364	<b>58.024</b>	18.811	21.517	17.696	108.764	96.281
3	14:16:28.202	<b>56.838</b>	18.245	21.140	17.453	<b>111.105</b>	96.419
4	14:17:23.391	<b>55.189</b>	<b>18.028</b>	<b>20.751</b>	<b>16.410</b>	110.922	<b>98.979</b>
5	14:18:25.960	<b>1:02.569</b>	22.417	22.062	18.090	109.653	96.419
6	14:19:35.934	<b>1:09.974</b>	24.265	27.893	17.816	103.402	96.281
7	14:24:53.029	<b>3:42.226</b>		28.940	20.335	78.032	91.677
8	14:25:50.073	<b>57.044</b>		21.396	16.912	110.739	96.836
9	14:26:48.901	<b>58.828</b>	18.107	22.532	18.189	93.076	95.595
10	14:27:46.357	<b>57.456</b>	19.249	21.270	16.937	108.941	96.558
11	14:28:42.782	<b>56.425</b>	18.554	21.123	16.748	109.296	97.257
12	14:29:39.543	<b>56.761</b>	18.088	21.365	17.308	110.556	96.281
13	14:30:39.249	<b>59.706</b>	18.459	22.496	18.751	103.561	96.005
14	14:31:36.697	<b>57.448</b>	18.224	22.154	17.070	110.556	91.802

Lap	Time of Day	Lap Tm	S1	S2	S3	S3Spd	SFSpd
(131) Keith COWIE							
1	14:14:54.127			36.881	24.376	47.594	83.157
2	14:16:10.499	<b>1:16.372</b>	25.694	32.137	18.541	82.139	107.544
3	14:17:07.146	<b>56.647</b>	18.830	21.415	<b>16.402</b>	<b>118.985</b>	<b>108.064</b>
4	14:18:03.463	<b>56.317</b>	18.333	21.327	16.657	118.775	106.520
5	14:19:00.489	<b>57.026</b>	<b>18.233</b>	22.065	16.728	111.290	106.689
6	14:25:22.241	<b>5:02.961</b>		24.530	18.698	105.681	104.692
7	14:26:18.298	<b>56.057</b>		<b>21.304</b>	16.420	115.903	107.201
8	14:27:19.488	<b>1:01.190</b>	19.435	23.945	17.810	107.372	107.030
9	14:28:15.951	<b>56.463</b>	18.384	21.453	16.626	116.304	104.529
10	14:29:26.080	<b>1:10.129</b>	23.134	25.068	21.927	97.257	36.274

Lap	Time of Day	Lap Tm	S1	S2	S3	S3Spd	SFSpd
(5) Paul TOMLINSON							
1	14:14:35.705			31.515	23.282	56.631	94.785
2	14:15:34.369	<b>58.664</b>	19.005	22.240	17.419	106.015	<b>95.459</b>
3	14:16:32.536	<b>58.167</b>	18.936	22.011	17.220	<b>107.890</b>	95.188
4	14:17:45.505	<b>1:12.969</b>	20.556	28.166	24.247	76.259	38.545
5	14:24:40.455	<b>4:25.224</b>		24.508	18.547	96.558	94.919
6	14:25:38.468	<b>58.013</b>		<b>21.952</b>	<b>17.130</b>	106.859	95.459
7	14:26:36.644	<b>58.176</b>	<b>18.816</b>	22.017	17.343	107.372	94.919
8	14:27:35.245	<b>58.601</b>	18.882	22.323	17.396	106.015	94.919
9	14:28:52.504	<b>1:17.259</b>	23.068	29.232	24.959	69.254	36.731
10	14:32:04.174	<b>3:11.670</b>	2:28.332	25.379	17.959	103.084	85.596

Lap	Time of Day	Lap Tm	S1	S2	S3	S3Spd	SFSpd
(28) Craig MENZIES							
1	14:14:18.270			28.521	20.790	71.164	98.398
2	14:15:17.313	<b>59.043</b>	19.335	22.363	17.345	109.832	97.257
3	14:16:15.794	<b>58.481</b>	18.927	22.345	17.209	110.374	97.117
4	14:17:14.318	<b>58.524</b>	19.208	21.996	17.320	110.739	97.540
5	14:18:27.324	<b>1:13.006</b>	22.422	32.156	18.428	82.747	96.836
6	14:19:39.330	<b>1:12.006</b>	24.901	27.571	19.534	78.672	97.540
7	14:24:53.835	<b>3:37.527</b>		29.379	19.687	78.123	<b>99.125</b>
8	14:25:52.259	<b>58.424</b>		22.102	<b>17.016</b>	110.374	97.399
9	14:26:50.275	<b>58.016</b>	<b>18.899</b>	<b>21.890</b>	17.227	<b>111.105</b>	96.558
10	14:28:18.246	<b>1:27.971</b>	21.765	35.640	30.566	52.062	69.398
11	14:29:27.534	<b>1:09.288</b>	25.085	25.406	18.797	95.731	97.824
12	14:30:26.183	<b>58.649</b>	19.429	22.148	17.072	110.374	96.976
13	14:31:25.330	<b>59.147</b>	19.264	22.428	17.455	110.012	95.868
14	14:32:33.371	<b>1:08.041</b>	21.259	23.972	22.810	87.952	97.682

Lap	Time of Day	Lap Tm	S1	S2	S3	S3Spd	SFSpd
(77) Ian BONTHRONE							
1	14:14:37.790			30.567	23.703	52.633	94.252
2	14:15:36.113	<b>58.323</b>	18.954	<b>21.647</b>	17.722	106.520	94.651
3	14:16:34.176	<b>58.063</b>	18.619	21.660	17.784	<b>107.030</b>	94.919
4	14:17:35.188	<b>1:01.012</b>	<b>18.550</b>	22.658	19.804	81.739	94.252
5	14:18:34.764	<b>59.576</b>	19.031	22.657	17.888	105.349	94.120
6	14:19:38.016	<b>1:03.252</b>	20.404	24.827	18.021	106.015	94.120
7	14:24:55.075	<b>3:41.909</b>		25.933	19.543	81.839	94.785
8	14:25:53.649	<b>58.574</b>		22.027	17.801	106.015	94.252
9	14:26:52.159	<b>58.510</b>	18.597	22.019	17.894	106.689	94.252
10	14:27:52.700	<b>1:00.541</b>	19.477	22.974	18.090	105.681	94.385
11	14:28:51.442	<b>58.742</b>	18.946	21.871	17.925	105.848	94.651
12	14:29:49.743	<b>58.301</b>	18.680	22.007	<b>17.614</b>	106.015	<b>95.053</b>
13	14:30:59.994	<b>1:10.251</b>	20.910	25.224	24.117	77.402	38.568

Lap	Time of Day	Lap Tm	S1	S2	S3	S3Spd	SFSpd
(78) David RYBOWSKI							
1	14:14:43.640			31.714	25.867	65.535	63.190

Lap	Time of Day	Lap Tm	S1	S2	S3	S3Spd	SFSpd
(9) Steven ARKLEY							
1	14:14:08.371					18.883	97.117
2	14:15:09.132	<b>1:00.761</b>				17.043	104.856
3	14:16:13.244	<b>1:04.112</b>				17.850	102.142
4	14:17:12.810	<b>59.566</b>				16.977	106.015
5	14:18:12.276	<b>59.466</b>				17.079	105.848
6	14:19:32.362	<b>1:20.086</b>				27.518	70.565
7	14:24:47.848	<b>5:15.486</b>				18.676	86.146
8	14:25:47.791	<b>59.943</b>	<b>19.942</b>	<b>23.193</b>	<b>16.808</b>	<b>106.183</b>	97.540
9	14:26:47.339	<b>59.548</b>				17.298	106.015
10	14:28:01.712	<b>1:14.373</b>				19.172	88.299
11	14:29:02.171	<b>1:00.459</b>				17.044	105.184
12	14:30:27.960	<b>1:25.789</b>				30.269	51.227
13	14:32:31.384	<b>2:03.424</b>				18.387	98.254

Lap	Time of Day	Lap Tm	S1	S2	S3	S3Spd	SFSpd
(6) Michael FOSTER							
1	14:14:43.726					30.661	19.489
2	14:15:47.419	<b>1:03.693</b>	20.729			24.707	18.257
3	14:16:48.442	<b>1:01.023</b>	<b>19.719</b>	23.061	<b>18.243</b>	94.785	<b>85.925</b>
4	14:17:49.351	<b>1:00.909</b>	19.750	<b>22.861</b>	18.298	<b>95.188</b>	85.815

Lap	Time of Day	Lap Tm	S1	S2	S3	S3Spd	SFSpd
(21) Marc IRVINE							
1	14:14:47.735					34.888	23.654
2	14:16:01.157					29.234	22.142
3	14:17:02.268	<b>1:01.111</b>	19.434			23.393	<b>18.284</b>
4	14:18:03.904	<b>1:01.636</b>	19.560	23.411	18.665	100.310	88.532
5	14:19:20.868	<b>1:16.964</b>	21.602	29.858	25.504	74.897	32.263
6	14:24:57.613	<b>5:36.745</b>	4:46.319	29.363	21.063	74.399	89.836
7	14:25:59.036	<b>1:01.423</b>	19.594	23.365	18.464	<b>100.611</b>	89.477
8	14:27:03.928	<b>1:04.892</b>	19.466	24.844	20.582	86.146	89.239
9	14:28:05.577	<b>1:01.649</b>	19.544	23.555	18.550	100.161	89.002
10	14:29:20.042	<b>1:14.465</b>	22.779	30.318	21.368	63.190	<b>90.198</b>
11	14:30:21.899	<b>1:01.857</b>	<b>19.420</b>	23.670	18.767	100.611	89.120
12	14:31:23.161	<b>1:01.262</b>	19.513	<b>23.362</b>	18.387	100.611	88.068
13	14:32:47.441	<b>1:24.280</b>	23.727	35.107	25.446	61.230	25.830

Lap	Time of Day	Lap Tm	S1	S2	S3	S3Spd	SFSpd
(42) Alex MILNE							
1	14:14:09.819					26.081	19.501
2	14:15:12.300	<b>1:02.481</b>	20.658	24.243	17.580	108.941	98.111
3	14:16:12.237	<b>1:08.937</b>	20.890	27.035	21.012	76.172	97.257
4	14:17:23.161	<b>1:01.924</b>	20.266	23.918	17.740	109.296	97.967
5	14:18:30.162	<b>1:07.001</b>	23.405	25.223	18.373	107.372	93.595
6	14:19:45.989	<b>1:15.827</b>	23.782	30.065	21.980	87.040	72.706
7	14:25:10.207	<b>3:48.100</b>					



**Super Lap Scotland - Round 7**

Super Lap Scotland

Knockhill 1.267 miles

Qualifying - Group 2

17/09/2017 14:05

Practice started at 14:12:57

Lap	Time of Day	Lap Tm	S1	S2	S3	S3Spd	SFSpd	Lap	Time of Day	Lap Tm	S1	S2	S3	S3Spd	SFSpd
3	14:16:53.189	<b>1:03.613</b>	20.717	24.430	<b>18.466</b>	<b>105.848</b>	94.385								
4	14:18:08.580	<b>1:15.391</b>	21.424	30.739	23.228	47.968	94.785								
5	14:19:19.729	<b>1:11.149</b>	21.328	28.778	21.043	65.856	92.435								
6	14:25:01.335	<b>4:12.794</b>		27.172	19.570	102.142	94.518								
7	14:26:05.460	<b>1:04.125</b>		24.391	18.770	105.184	94.518								
8	14:27:09.768	<b>1:04.308</b>	20.963	24.371	18.974	105.848	94.252								
9	14:28:13.904	<b>1:04.136</b>	20.783	24.709	18.644	105.848	94.785								
10	14:29:31.142	<b>1:17.238</b>	26.854	29.753	20.631	70.417	<b>95.053</b>								
11	14:30:35.330	<b>1:04.188</b>	20.794	<b>24.354</b>	19.040	105.020	94.252								
12	14:31:40.289	<b>1:04.959</b>	<b>20.658</b>	25.434	18.867	105.184	94.252								

Clerk of the Course:

Orbits

Sig : Time :  
Chief Timekeeper : Ian Sharp (SMART Timing)

Resulat available at [www.speedhive.com](http://www.speedhive.com) and [www.smart-timing.co.uk](http://www.smart-timing.co.uk)





Bulletin No. \_\_\_\_\_

# Super Lap Scotland - Round 7

Sorted on best lap time

Super Lap Scotland

Knockhill 1.267 miles

Qualifying - Group 3

17/09/2017 14:25

Practice (15:00 Time) started at 14:36:10

Pos	No.	Name	Make/Model	Class Code	Laps	Best Tm	Diff	Best Speed	2nd Best
1	51	Colin DORWARD	Mitsubishi Evo 5	SLS-P	12	52.882		86.246	53.151
2	7	David LONG	Caterham R400	SLS-P	9	53.278	0.396	85.605	54.354
3	32	John STEVENSON	Subaru Impreza	SLS-A	5	53.456	0.574	85.320	1:04.428
4	55	Adam KINDNESS	Subaru Impreza STi Type R	SLS-B	3	54.298	1.416	83.996	1:11.440
5	99	Andy FORREST	Westfield	SLS-B	10	54.914	2.032	83.054	55.176
6	46	George RIGBY	Subaru Impreza Spec-C	SLS-B	14	54.977	2.095	82.959	55.269
7	14	Russ PATON	Mitsubishi Evo 6	SLS-P	14	55.339	2.457	82.416	55.714
8	25	Alastair MOWAT	VW Golf	SLS-A	13	55.521	2.639	82.146	55.892
9	44	Steven JEFFERIES	Mitsubishi Evo VI	SLS-A	11	56.039	3.157	81.387	56.652
10	20	Hamish GORDON	Ultima GTR	SLS-B	15	56.139	3.257	81.242	56.246
11	85	Lowell FORSYTH	Lotus Exige	SLS-A	12	57.207	4.325	79.725	57.485
12	17	Mark GERAGHTY	BMW E46 M3	SLS-D	5	57.878	4.996	78.801	1:04.317
13	60	Andy CLOTWORTHY	Subaru Impreza	SLS-B	6	57.912	5.030	78.755	59.304
14	10	Jack REID	Mevabusa	SLS-P	13	58.080	5.198	78.527	58.332

Clerk of the Course:

Sig : Time :  
 Chief Timekeeper : Ian Sharp (SMART Timing)

Resultat available at [www.speedhive.com](http://www.speedhive.com) and [www.smart-timing.co.uk](http://www.smart-timing.co.uk)

Printed: 17/09/2017 15:05:06



# Super Lap Scotland - Round 7

Super Lap Scotland

Knockhill 1.267 miles

Qualifying - Group 3

17/09/2017 14:25

Practice (15:00 Time) started at 14:36:10

Lap	Time of Day	Lap Tm	S1	S2	S3	S3Spd	SFSpd
<b>(51) Colin DORWARD</b>							
1	14:38:08.477			41.015	29.265	53.686	74.981
2	14:39:11.269	<b>1:02.792</b>	21.585	25.250	15.957	117.733	117.526
3	14:40:04.963	<b>53.694</b>	17.519	20.463	15.712	128.068	117.321
4	14:41:05.995	<b>1:01.032</b>	17.827	21.120	22.085	120.049	39.638
5	14:44:20.117	<b>3:14.122</b>	2:33.253	24.059	16.810	111.290	<b>120.915</b>
6	14:45:12.999	<b>52.882</b>	17.118	<b>20.081</b>	15.683	132.362	118.147
7	14:46:26.698	<b>1:13.699</b>	20.437	30.209	23.053	71.850	74.316
8	14:47:32.245	<b>1:05.547</b>	22.276	25.308	17.963	92.818	120.265
9	14:48:25.396	<b>53.151</b>	17.403	20.140	<b>15.608</b>	<b>132.886</b>	119.409
10	14:49:42.650	<b>1:17.254</b>	20.700	31.135	25.419	58.152	67.854
11	14:50:48.623	<b>1:05.973</b>	26.797	23.491	15.685	131.842	120.265
12	14:51:55.016	<b>1:06.393</b>	<b>17.004</b>	25.391	23.998	68.407	38.260

Lap	Time of Day	Lap Tm	S1	S2	S3	S3Spd	SFSpd
<b>(7) David LONG</b>							
1	14:37:40.497			32.371	24.958	53.345	112.597
2	14:38:35.279	<b>54.782</b>	18.366	20.721	15.695	122.014	112.220
3	14:39:29.633	<b>54.354</b>	17.864	20.381	16.109	<b>122.683</b>	112.033
4	14:40:22.911	<b>53.278</b>	<b>17.643</b>	<b>20.278</b>	<b>15.357</b>	121.352	113.549
5	14:41:31.290	<b>1:08.379</b>	18.869	28.002	21.508	67.445	<b>114.323</b>
6	14:42:26.896	<b>55.606</b>	17.894	20.906	16.806	120.049	107.717
7	14:43:41.239	<b>1:14.343</b>	21.580	30.852	21.911	64.095	114.323
8	14:44:36.130	<b>54.891</b>	18.278	20.649	15.964	121.792	112.220
9	14:45:52.479	<b>1:16.349</b>	20.493	30.137	25.719	89.358	30.379

Lap	Time of Day	Lap Tm	S1	S2	S3	S3Spd	SFSpd
<b>(32) John STEVENSON</b>							
1	14:38:09.512			41.893	27.493	48.175	79.043
2	14:39:36.520	<b>1:27.008</b>	24.866	28.813	33.329	83.571	84.732
3	14:40:40.948	<b>1:04.428</b>	22.295	25.331	16.802	95.868	122.236
4	14:41:34.404	<b>53.456</b>	<b>17.522</b>	<b>20.475</b>	<b>15.459</b>	<b>131.070</b>	<b>123.587</b>
5	14:42:42.997	<b>1:08.593</b>	19.973	22.699	25.921	92.435	28.161

Lap	Time of Day	Lap Tm	S1	S2	S3	S3Spd	SFSpd
<b>(55) Adam KINDNESS</b>							
1	14:37:36.111			33.115	22.149	71.315	107.372
2	14:38:30.409	<b>54.298</b>	<b>17.570</b>	<b>20.866</b>	<b>15.862</b>	<b>116.506</b>	<b>109.474</b>
3	14:39:41.849	<b>1:11.440</b>	20.260	26.569	24.611	76.259	37.035

Lap	Time of Day	Lap Tm	S1	S2	S3	S3Spd	SFSpd
<b>(99) Andy FORREST</b>							
1	14:38:12.188			43.421	27.418	42.581	102.926
2	14:39:22.887	<b>1:10.699</b>	23.382	28.357	18.960	79.606	102.454
3	14:40:18.783	<b>55.896</b>	18.271	21.395	16.230	113.357	102.768
4	14:41:14.346	<b>55.563</b>	17.944	21.310	16.309	113.549	102.142
5	14:42:42.020	<b>1:27.674</b>	23.733	35.188	28.753	58.405	29.254
6	14:47:49.507	<b>5:07.487</b>	4:11.182	34.364	21.941	47.628	102.298
7	14:48:45.116	<b>55.609</b>	17.861	21.380	16.368	114.518	<b>104.204</b>
8	14:49:55.104	<b>1:09.988</b>	18.641	31.284	20.063	72.549	102.298
9	14:50:50.280	<b>55.176</b>	18.087	21.020	<b>16.069</b>	<b>116.304</b>	103.242
10	14:51:45.194	<b>54.914</b>	<b>17.728</b>	<b>21.017</b>	16.169	112.408	102.768

Lap	Time of Day	Lap Tm	S1	S2	S3	S3Spd	SFSpd
<b>(46) George RIGBY</b>							
1	14:38:00.616			41.717	25.768	42.853	103.882
2	14:38:59.169	<b>58.553</b>	17.985	21.090	19.478	114.129	86.368
3	14:40:06.452	<b>1:07.283</b>	20.805	28.441	18.037	64.156	106.183
4	14:41:04.075	<b>57.623</b>	<b>17.640</b>	<b>20.765</b>	19.218	<b>116.709</b>	94.785
5	14:42:22.299	<b>1:18.224</b>	23.323	34.912	19.989	56.204	105.848
6	14:43:20.930	<b>58.631</b>	18.117	21.341	19.173	115.703	65.280
7	14:44:40.684	<b>1:19.754</b>	27.438	30.677	21.639	60.403	106.689
8	14:45:35.661	<b>54.977</b>	17.759	20.960	<b>16.258</b>	116.103	105.020
9	14:46:31.633	<b>55.972</b>	18.075	21.338	16.559	111.290	105.848
10	14:47:27.810	<b>56.177</b>	18.459	21.120	16.598	115.305	105.848
11	14:48:33.502	<b>1:05.692</b>	21.690	25.750	18.252	95.188	106.689
12	14:49:28.771	<b>55.269</b>	17.764	21.175	16.330	113.549	106.689
13	14:50:45.183	<b>1:16.412</b>	21.713	33.508	21.191	63.190	<b>107.201</b>
14	14:51:40.482	<b>55.299</b>	17.740	21.025	16.534	116.304	104.692

Lap	Time of Day	Lap Tm	S1	S2	S3	S3Spd	SFSpd
<b>(14) Russ PATON</b>							
1	14:37:52.273			35.792	24.793	53.558	88.068
2	14:39:02.704	<b>1:10.431</b>	22.790	27.697	19.944	87.266	114.714
3	14:40:02.908	<b>1:00.204</b>	19.851	22.983	17.370	112.786	116.912
4	14:41:00.586	<b>57.678</b>	18.513	21.684	17.481	127.581	117.940
5	14:42:08.879	<b>1:08.293</b>	20.243	28.779	19.271	75.657	114.129
6	14:43:06.263	<b>57.384</b>	19.072	21.798	16.514	126.380	120.697
7	14:44:01.602	<b>55.339</b>	18.191	<b>21.272</b>	<b>15.876</b>	125.670	120.480

Lap	Time of Day	Lap Tm	S1	S2	S3	S3Spd	SFSpd
<b>(25) Alastair MOWAT</b>							
8	14:44:58.451	<b>56.849</b>	18.684	21.327	16.838	<b>130.053</b>	111.660
9	14:46:13.623	<b>1:15.172</b>	21.369	34.070	19.733	58.304	114.910
10	14:47:09.865	<b>56.242</b>	18.346	21.632	16.264	127.824	118.565
11	14:48:05.863	<b>55.998</b>	<b>17.911</b>	21.651	16.436	128.068	120.049
12	14:49:01.577	<b>55.714</b>	18.010	21.754	15.950	122.459	120.697
13	14:50:15.058	<b>1:13.481</b>	19.666	32.476	21.339	60.294	<b>120.915</b>
14	14:51:11.799	<b>56.741</b>	18.542	21.281	16.918	130.053	113.935

Lap	Time of Day	Lap Tm	S1	S2	S3	S3Spd	SFSpd
<b>(44) Steven JEFFERIES</b>							
1	14:38:02.119			41.671	26.439	42.689	91.552
2	14:39:05.706	<b>1:03.587</b>	19.900	24.739	18.948	93.465	80.081
3	14:40:13.830	<b>1:08.124</b>	21.219	25.105	21.800	86.927	<b>104.692</b>
4	14:41:09.351	<b>55.521</b>	<b>17.851</b>	21.105	<b>16.565</b>	<b>111.474</b>	104.366
5	14:42:05.243	<b>55.892</b>	18.062	<b>21.059</b>	<b>16.771</b>	110.922	100.161
6	14:43:18.274	<b>1:13.031</b>	22.075	29.046	21.910	80.950	65.216
7	14:44:23.910	<b>1:05.636</b>	23.734	23.547	18.355	92.562	101.218
8	14:45:19.862	<b>55.952</b>	18.035	21.117	16.800	110.556	101.524
9	14:46:16.104	<b>56.242</b>	18.124	21.198	16.920	109.474	99.863
10	14:47:25.590	<b>1:09.486</b>	19.904	26.722	22.860	73.826	59.178
11	14:48:49.803	<b>1:24.213</b>	27.626	25.521	31.066	61.454	100.310
12	14:49:45.844	<b>56.041</b>	18.020	21.221	16.800	110.012	100.611
13	14:51:02.104	<b>1:16.260</b>	20.778	28.852	26.630	63.609	35.563

Lap	Time of Day	Lap Tm	S1	S2	S3	S3Spd	SFSpd
<b>(20) Hamish GORDON</b>							
1	14:38:17.545			44.319	29.910	63.730	71.013
2	14:39:24.803	<b>1:07.258</b>	22.887	23.955	20.416	76.782	100.611
3	14:40:22.825	<b>58.022</b>	18.627	22.079	17.316	116.506	93.076
4	14:41:24.020	<b>1:01.195</b>	20.616	22.689	17.890	103.721	99.863
5	14:42:30.302	<b>1:06.282</b>	20.158	23.499	22.625	95.323	39.709
6	14:46:46.208	<b>4:15.906</b>	3:37.551	21.938	16.417	118.775	<b>110.556</b>
7	14:47:42.247	<b>56.039</b>	<b>18.135</b>	21.496	16.408	<b>122.908</b>	108.064
8	14:48:38.920	<b>56.673</b>	18.641	21.680	<b>16.352</b>	<b>122.236</b>	<b>108.413</b>
9	14:49:35.572	<b>56.652</b>	18.566	<b>21.301</b>	16.785	120.049	105.184
10	14:50:33.107	<b>57.535</b>	18.428	22.099	17.008	1	



# Super Lap Scotland - Round 7

Super Lap Scotland

Knockhill 1.267 miles

Qualifying - Group 3

17/09/2017 14:25

Practice (15:00 Time) started at 14:36:10

Lap	Time of Day	Lap Tm	S1	S2	S3	S3Spd	SFSpd	Lap	Time of Day	Lap Tm	S1	S2	S3	S3Spd	SFSpd
<b>(60) Andy CLOTWORTHY</b>															
1	14:37:50.071			36.317	23.900	56.919	101.066								
2	14:38:53.027	<b>1:02.956</b>	21.346	24.339	17.271	112.976	104.856								
3	14:39:52.331	<b>59.304</b>	19.534	22.938	<b>16.832</b>	117.116	105.681								
4	14:40:55.306	<b>1:02.975</b>	21.747	24.184	17.044	114.518	<b>106.520</b>								
5	14:41:53.218	<b>57.912</b>	<b>19.002</b>	<b>22.027</b>	16.883	<b>119.621</b>	104.204								
6	14:43:19.916	<b>1:26.698</b>	23.422	35.614	27.662	61.174	28.851								
<b>(10) Jack REID</b>															
1	14:37:42.329				25.411	53.902	99.125								
2	14:38:42.131	<b>59.802</b>			17.000	104.856	98.543								
3	14:39:42.203	<b>1:00.072</b>			17.700	105.020	98.111								
4	14:40:42.683	<b>1:00.480</b>			17.993	105.020	<b>100.161</b>								
5	14:41:41.015	<b>58.332</b>			16.862	<b>106.520</b>	99.125								
6	14:43:02.249	<b>1:21.234</b>			26.174	105.349	19.990								
7	14:45:04.411	<b>2:02.162</b>			17.646	105.349	93.726								
8	14:46:03.330	<b>58.919</b>			17.141	105.020	96.697								
9	14:47:01.410	<b>58.080</b>			<b>16.732</b>	105.848	97.682								
10	14:48:14.612	<b>1:13.202</b>			21.830	90.932	77.313								
11	14:49:26.714	<b>1:12.102</b>			19.307	88.183	97.682								
12	14:50:25.369	<b>58.655</b>			16.844	105.184	97.117								
13	14:51:24.097	<b>58.728</b>			16.864	104.856	96.976								

Clerk of the Course:

Sig : Time :  
Chief Timekeeper : Ian Sharp (SMART Timing)

Resultat available at [www.speedhive.com](http://www.speedhive.com) and [www.smart-timing.co.uk](http://www.smart-timing.co.uk)

Printed: 17/09/2017 15:05:31

Orbits







# Super Lap Scotland - Round 7

Sorted on best lap time

Super Lap Scotland

Knockhill 1.267 miles

Qualifying - Overall

17/09/2017 13:45

Practice started at 13:55:01

Pos	No.	Name	Make/Model	Class Code	Laps	Best Tm	Diff	Best Speed	2nd Best
1	51	Colin DORWARD	Mitsubishi Evo 5	SLS-P	12	52.882		86.246	53.151
2	7	David LONG	Caterham R400	SLS-P	9	53.278	0.396	85.605	54.354
3	32	John STEVENSON	Subaru Impreza	SLS-A	5	53.456	0.574	85.320	1:04.428
4	55	Adam KINDNESS	Subaru Impreza STi Type R	SLS-B	3	54.298	1.416	83.996	1:11.440
5	99	Andy FORREST	Westfield	SLS-B	10	54.914	2.032	83.054	55.176
6	46	George RIGBY	Subaru Impreza Spec-C	SLS-B	14	54.977	2.095	82.959	55.269
7	34	Blair McCONACHIE	Caterham Superlight R	SLS-C	16	55.189	2.307	82.640	56.425
8	14	Russ PATON	Mitsubishi Evo 6	SLS-P	14	55.339	2.457	82.416	55.714
9	25	Alastair MOWAT	VW Golf	SLS-A	13	55.521	2.639	82.146	55.892
10	44	Steven JEFFERIES	Mitsubishi Evo VI	SLS-A	11	56.039	3.157	81.387	56.652
11	131	Keith COWIE	Seat Leon Supercopa	SLS-C	11	56.057	3.175	81.361	56.317
12	20	Hamish GORDON	Ultima GTR	SLS-B	15	56.139	3.257	81.242	56.246
13	85	Lowell FORSYTH	Lotus Exige	SLS-A	12	57.207	4.325	79.725	57.485
14	17	Mark GERAGHTY	BMW E46 M3	SLS-D	5	57.878	4.996	78.801	1:04.317
15	60	Andy CLOTWORTHY	Subaru Impreza	SLS-B	6	57.912	5.030	78.755	59.304
16	5	Paul TOMLINSON	Subaru Impreza	SLS-C	12	58.013	5.131	78.618	58.167
17	28	Craig MENZIES	Lotus Exige	SLS-C	16	58.016	5.134	78.613	58.424
18	77	Ian BONTHRONE	BMW E46 M3	SLS-D	14	58.063	5.181	78.550	58.301
19	10	Jack REID	Mevabusa	SLS-P	13	58.080	5.198	78.527	58.332
20	78	David RYBOWSKI	Subaru Impreza WRX	SLS-D	5	58.981	6.099	77.327	1:13.729
21	9	Steven ARKLEY	Westfield Megabusa	SLS-C	14	59.466	6.584	76.697	59.548
22	83	Fraser JAMIESON	Renault Clio 172 Ph1	SLS-E	10	1:00.284	7.402	75.656	1:00.496
23	54	Steven McNAB	Renault Clio	SLS-E	15	1:00.613	7.731	75.245	1:00.968
24	6	Michael FOSTER	Renault Clio 172	SLS-E	4	1:00.909	8.027	74.880	1:01.023
25	21	Marc IRVINE	Ford Focus ST	SLS-D	13	1:01.111	8.229	74.632	1:01.262
26	67	Marshall WISHART	Mazda RX8	SLS-F	13	1:01.207	8.325	74.515	1:01.293
27	15	Craig WALLACE	Renault Sport Megane	SLS-E	11	1:01.356	8.474	74.334	1:01.524
28	42	Alex MILNE	Audi TTRS Plus	SLS-D	14	1:01.445	8.563	74.226	1:01.657
29	103	Stuart ROBERTSON	Renault Clio	SLS-E	10	1:01.488	8.606	74.174	1:01.691
30	12	James McELENY	Subaru Impreza	SLS-E	13	1:01.784	8.902	73.819	1:02.104
31	38	Chris HISLOP	Renault Clio 197	SLS-F	15	1:01.935	9.053	73.639	1:01.998
32	88	Martin BROWN	Subaru Impreza WRX	SLS-F	13	1:01.936	9.054	73.638	1:02.009
33	94	Jonathan SCRIMGEOUR	Vauxhall Astra VXR	SLS-E	13	1:01.980	9.098	73.586	1:02.203
34	41	Neil METHVEN	Renault Clio 182	SLS-F	10	1:02.177	9.295	73.353	1:02.480
35	73	Robert DAVEY	Lotus Elise S220 Cup	SLS-D	16	1:03.020	10.138	72.371	1:03.192
36	48	Colin DUTHIE	Audi A3 3.2	SLS-F	14	1:03.125	10.243	72.251	1:03.192
37	65	Kevin STRACHAN	Renault Clio	SLS-F	9	1:03.489	10.607	71.837	1:04.143
38	3	Jean-Luc CARTWRIGHT	Lexus IS-F	SLS-D	14	1:03.613	10.731	71.697	1:04.125
39	160	Ray McGINLAY	Ford Puma	SLS-F	14	1:03.699	10.817	71.600	1:03.707
40	49	Robert JOBSON	Honda S2000	Guest	4	1:03.841	10.959	71.441	1:05.628
41	56	Ian BIAGI	BMC Mini Clubman	SLS-E	10	1:07.632	14.750	67.436	1:07.985
42	132	Suzanne BUIST	Mini Cooper S	SLS-F	13	1:09.064	16.182	66.038	1:09.526

Clerk of the Course:

Sig : Time :  
 Chief Timekeeper : Ian Sharp (SMART Timing)

Resulat available at [www.speedhive.com](http://www.speedhive.com) and [www.smart-timing.co.uk](http://www.smart-timing.co.uk)

Printed: 17/09/2017 21:06:30





# Super Lap Scotland - Round 7

Sorted on best lap time

Super Lap Scotland

Knockhill 1.267 miles

Qualifying - Overall

17/09/2017 13:45

Practice started at 13:55:01

Pos	No.	Name	Make/Model	Class Code	Laps	Best Tm	Diff	Best Speed	2nd Best
<b>Guest</b>									
1	49	Robert JOBSON	Honda S2000	Guest	4	1:03.841		71.441	1:05.628
<b>Super Lap Scotland (A)</b>									
1	32	John STEVENSON	Subaru Impreza	SLS-A	5	53.456		85.320	1:04.428
2	25	Alastair MOWAT	VW Golf	SLS-A	13	55.521	2.065	82.146	55.892
3	44	Steven JEFFERIES	Mitsubishi Evo VI	SLS-A	11	56.039	2.583	81.387	56.652
4	85	Lowell FORSYTH	Lotus Exige	SLS-A	12	57.207	3.751	79.725	57.485
<b>Super Lap Scotland (B)</b>									
1	55	Adam KINDNESS	Subaru Impreza STi Type R	SLS-B	3	54.298		83.996	1:11.440
2	99	Andy FORREST	Westfield	SLS-B	10	54.914	0.616	83.054	55.176
3	46	George RIGBY	Subaru Impreza Spec-C	SLS-B	14	54.977	0.679	82.959	55.269
4	20	Hamish GORDON	Ultima GTR	SLS-B	15	56.139	1.841	81.242	56.246
5	60	Andy CLOTWORTHY	Subaru Impreza	SLS-B	6	57.912	3.614	78.755	59.304
<b>Super Lap Scotland (C)</b>									
1	34	Blair McCONACHIE	Caterham Superlight R	SLS-C	16	55.189		82.640	56.425
2	131	Keith COWIE	Seat Leon Supercopa	SLS-C	11	56.057	0.868	81.361	56.317
3	5	Paul TOMLINSON	Subaru Impreza	SLS-C	12	58.013	2.824	78.618	58.167
4	28	Craig MENZIES	Lotus Exige	SLS-C	16	58.016	2.827	78.613	58.424
5	9	Steven ARKLEY	Westfield Megabusa	SLS-C	14	59.466	4.277	76.697	59.548
<b>Super Lap Scotland (D)</b>									
1	17	Mark GERAGHTY	BMW E46 M3	SLS-D	5	57.878		78.801	1:04.317
2	77	Ian BONTHRONE	BMW E46 M3	SLS-D	14	58.063	0.185	78.550	58.301
3	78	David RYBOWSKI	Subaru Impreza WRX	SLS-D	5	58.981	1.103	77.327	1:13.729
4	21	Marc IRVINE	Ford Focus ST	SLS-D	13	1:01.111	3.233	74.632	1:01.262
5	42	Alex MILNE	Audi TTRS Plus	SLS-D	14	1:01.445	3.567	74.226	1:01.657
6	73	Robert DAVEY	Lotus Elise S220 Cup	SLS-D	16	1:03.020	5.142	72.371	1:03.192
7	3	Jean-Luc CARTWRIGHT	Lexus IS-F	SLS-D	14	1:03.613	5.735	71.697	1:04.125
<b>Super Lap Scotland (E)</b>									
1	83	Fraser JAMIESON	Renault Clio 172 Ph1	SLS-E	10	1:00.284		75.656	1:00.496
2	54	Steven McNAB	Renault Clio	SLS-E	15	1:00.613	0.329	75.245	1:00.968
3	6	Michael FOSTER	Renault Clio 172	SLS-E	4	1:00.909	0.625	74.880	1:01.023
4	15	Craig WALLACE	Renault Sport Megane	SLS-E	11	1:01.356	1.072	74.334	1:01.524
5	103	Stuart ROBERTSON	Renault Clio	SLS-E	10	1:01.488	1.204	74.174	1:01.691
6	12	James McELENY	Subaru Impreza	SLS-E	13	1:01.784	1.500	73.819	1:02.104
7	94	Jonathan SCRIMGEOUR	Vauxhall Astra VXR	SLS-E	13	1:01.980	1.696	73.586	1:02.203
8	56	Ian BIAGI	BMC Mini Clubman	SLS-E	10	1:07.632	7.348	67.436	1:07.985

Clerk of the Course:

Sig : Time :  
Chief Timekeeper : Ian Sharp (SMART Timing)

Resulat available at [www.speedhive.com](http://www.speedhive.com) and [www.smart-timing.co.uk](http://www.smart-timing.co.uk)





# Super Lap Scotland - Round 7

Sorted on best lap time

Super Lap Scotland

Knockhill 1.267 miles

Qualifying - Overall

17/09/2017 13:45

Practice started at 13:55:01

Pos	No.	Name	Make/Model	Class Code	Laps	Best Tm	Diff	Best Speed	2nd Best
<b>Super Lap Scotland (F)</b>									
1	67	Marshall WISHART	Mazda RX8	SLS-F	13	1:01.207		74.515	1:01.293
2	38	Chris HISLOP	Renault Clio 197	SLS-F	15	1:01.935	0.728	73.639	1:01.998
3	88	Martin BROWN	Subaru Impreza WRX	SLS-F	13	1:01.936	0.729	73.638	1:02.009
4	41	Neil METHVEN	Renault Clio 182	SLS-F	10	1:02.177	0.970	73.353	1:02.480
5	48	Colin DUTHIE	Audi A3 3.2	SLS-F	14	1:03.125	1.918	72.251	1:03.192
6	65	Kevin STRACHAN	Renault Clio	SLS-F	9	1:03.489	2.282	71.837	1:04.143
7	160	Ray McGINLAY	Ford Puma	SLS-F	14	1:03.699	2.492	71.600	1:03.707
8	132	Suzanne BUIST	Mini Cooper S	SLS-F	13	1:09.064	7.857	66.038	1:09.526

<b>Super Lap Scotland (Pro)</b>									
1	51	Colin DORWARD	Mitsubishi Evo 5	SLS-P	12	52.882		86.246	53.151
2	7	David LONG	Caterham R400	SLS-P	9	53.278	0.396	85.605	54.354
3	14	Russ PATON	Mitsubishi Evo 6	SLS-P	14	55.339	2.457	82.416	55.714
4	10	Jack REID	Mevabusa	SLS-P	13	58.080	5.198	78.527	58.332

Clerk of the Course:

Sig : Time :  
Chief Timekeeper : Ian Sharp (SMART Timing)

Resulat available at [www.speedhive.com](http://www.speedhive.com) and [www.smart-timing.co.uk](http://www.smart-timing.co.uk)





Bulletin No. \_\_\_\_\_

# Super Lap Scotland - Round 7

Sorted on best lap time

Super Lap Scotland

Knockhill 1.267 miles

Final - Class F

17/09/2017 16:00

Practice started at 16:16:12

Pos	No.	Name	Make/Model	Class Code	Laps	Best Tm	Diff	Best Speed	2nd Best
1	41	Neil METHVEN	Renault Clio 182	SLS-F	3	1:06.224		68.870	1:18.031
2	67	Marshall WISHART	Mazda RX8	SLS-F	3	1:08.607	2.383	66.478	1:28.633
3	88	Martin BROWN	Subaru Impreza WRX	SLS-F	3	1:09.438	3.214	65.682	1:26.361
4	38	Chris HISLOP	Renault Clio 197	SLS-F	3	1:10.120	3.896	65.043	1:25.453
5	48	Colin DUTHIE	Audi A3 3.2	SLS-F	3	1:10.319	4.095	64.859	1:25.842
6	160	Ray McGINLAY	Ford Puma	SLS-F	3	1:14.074	7.850	61.571	1:19.792
7	65	Kevin STRACHAN	Renault Clio	SLS-F	3	1:17.657	11.433	58.731	1:31.284
8	132	Suzanne BUIST	Mini Cooper S	SLS-F	3	1:18.377	12.153	58.191	1:23.412

Clerk of the Course:

Sig : Time :

Chief Timekeeper : Ian Sharp (SMART Timing)

Result available at [www.speedhive.com](http://www.speedhive.com) and [www.smart-timing.co.uk](http://www.smart-timing.co.uk)

Printed: 17/09/2017 21:09:07

Orbits



# Super Lap Scotland - Round 7

Super Lap Scotland

Knockhill 1.267 miles

Final - Class F

17/09/2017 16:00

Practice started at 16:16:12

Lap	Time of Day	Lap Tm	S1	S2	S3	S3Spd	SFSpd	Lap	Time of Day	Lap Tm	S1	S2	S3	S3Spd	SFSpd
<b>(41) Neil METHVEN</b>															
1	16:22:50.470			31.051	20.892	90.564	83.467								
2	16:23:56.694	<b>1:06.224</b>	<b>21.871</b>	<b>25.196</b>	<b>19.157</b>	<b>93.205</b>	<b>84.200</b>								
3	16:25:14.725	<b>1:18.031</b>	23.801	27.607	26.623	72.706	36.118								
<b>(67) Marshall WISHART</b>															
1	16:23:32.075			34.134	21.127	83.885	79.700								
2	16:24:40.682	<b>1:08.607</b>	<b>21.674</b>	<b>26.832</b>	<b>20.101</b>	<b>88.299</b>	<b>80.176</b>								
3	16:26:09.315	<b>1:28.633</b>	26.715	32.181	29.737	75.487	28.339								
<b>(88) Martin BROWN</b>															
1	16:23:02.549			30.652	21.175	78.397	82.240								
2	16:24:11.987	<b>1:09.438</b>	<b>22.902</b>	<b>26.944</b>	<b>19.592</b>	<b>90.809</b>	<b>83.260</b>								
3	16:25:38.348	<b>1:26.361</b>	24.235	32.852	29.274	57.210	28.268								
<b>(38) Chris HISLOP</b>															
1	16:23:22.963			35.707	21.572	66.707	80.658								
2	16:24:33.083	<b>1:10.120</b>	<b>22.413</b>	<b>27.419</b>	<b>20.288</b>	<b>88.649</b>	<b>81.938</b>								
3	16:25:58.536	<b>1:25.453</b>	24.639	30.042	30.772	60.186	25.991								
<b>(48) Colin DUTHIE</b>															
1	16:19:31.840			34.198	24.909	43.718	82.951								
2	16:20:42.159	<b>1:10.319</b>	<b>23.142</b>	<b>27.489</b>	<b>19.688</b>	<b>91.552</b>	<b>84.200</b>								
3	16:22:08.001	<b>1:25.842</b>	25.586	31.845	28.411	72.081	20.056								
<b>(160) Ray McGINLAY</b>															
1	16:19:07.829			36.721	23.459	54.338	79.511								
2	16:20:21.903	<b>1:14.074</b>	<b>24.701</b>	<b>27.914</b>	<b>21.459</b>	<b>89.358</b>	<b>79.606</b>								
3	16:21:41.695	<b>1:19.792</b>	24.954	28.429	26.409	89.002	26.822								
<b>(65) Kevin STRACHAN</b>															
1	16:19:15.065			31.649	24.030	73.502	81.938								
2	16:20:32.722	<b>1:17.657</b>	<b>26.319</b>	<b>29.396</b>	<b>21.942</b>	<b>84.732</b>	<b>82.341</b>								
3	16:22:04.006	<b>1:31.284</b>	28.704	33.075	29.505	68.899	23.916								
<b>(132) Suzanne BUIST</b>															
1	16:18:46.246			31.147	24.012	79.323	70.938								
2	16:20:04.623	<b>1:18.377</b>	26.445	<b>29.868</b>	<b>22.064</b>	<b>83.363</b>	<b>80.561</b>								
3	16:21:28.035	<b>1:23.412</b>	<b>25.761</b>	30.733	26.918	77.135	32.561								

Clerk of the Course:

Sig : Time :  
 Chief Timekeeper : Ian Sharp (SMART Timing)

Result available at [www.speedhive.com](http://www.speedhive.com) and [www.smart-timing.co.uk](http://www.smart-timing.co.uk)

Printed: 17/09/2017 21:09:21

Orbits





Bulletin No. \_\_\_\_\_

# Super Lap Scotland - Round 7

Sorted on best lap time

Super Lap Scotland

Knockhill 1.267 miles

Final - Class E

17/09/2017 16:10

Practice started at 16:26:37

Pos	No.	Name	Make/Model	Class Code	Laps	Best Tm	Diff	Best Speed	2nd Best
1	6	Michael FOSTER	Renault Clio 172	SLS-E	3	1:05.776		69.339	1:21.810
2	83	Fraser JAMIESON	Renault Clio 172 Ph1	SLS-E	3	1:05.840	0.064	69.272	1:25.691
3	54	Steven McNAB	Renault Clio	SLS-E	3	1:05.850	0.074	69.261	1:22.957
4	103	Stuart ROBERTSON	Renault Clio	SLS-E	3	1:06.032	0.256	69.070	1:17.843
5	94	Jonathan SCRIMGEOUR	Vauxhall Astra VXR	SLS-E	3	1:07.383	1.607	67.685	1:15.770
6	12	James McELENY	Subaru Impreza	SLS-E	3	1:07.812	2.036	67.257	1:16.152
7	15	Craig WALLACE	Renault Sport Megane	SLS-E	3	1:09.029	3.253	66.071	1:25.104
8	56	Ian BIAGI	BMC Mini Clubman	SLS-E	3	1:15.762	9.986	60.200	1:23.898

Clerk of the Course:

Sig : Time :  
 Chief Timekeeper : Ian Sharp (SMART Timing)

Resulat available at [www.speedhive.com](http://www.speedhive.com) and [www.smart-timing.co.uk](http://www.smart-timing.co.uk)

Printed: 17/09/2017 21:09:37



Orbits



# Super Lap Scotland - Round 7

<b>Super Lap Scotland</b>	Knockhill 1.267 miles
<b>Final - Class E</b>	17/09/2017 16:10
<b>Practice started at 16:26:37</b>	

Lap	Time of Day	Lap Tm	S1	S2	S3	S3Spd	SFSpd	Lap	Time of Day	Lap Tm	S1	S2	S3	S3Spd	SFSpd
<b>(6) Michael FOSTER</b>															
1	16:32:44.653			30.592	19.809	89.957	83.675								
2	16:33:50.429	<b>1:05.776</b>	<b>21.384</b>	<b>25.270</b>	<b>19.122</b>	<b>92.562</b>	<b>84.095</b>								
3	16:35:12.239	<b>1:21.810</b>	23.154	29.438	29.218	69.326	26.368								
<b>(83) Fraser JAMIESON</b>															
1	16:33:12.714			29.774	21.891	61.567	86.702								
2	16:34:18.554	<b>1:05.840</b>	<b>21.199</b>	<b>25.442</b>	<b>19.199</b>	<b>93.076</b>	<b>86.814</b>								
3	16:35:44.245	<b>1:25.691</b>	24.864	29.432	31.395	61.850	23.093								
<b>(54) Steven McNAB</b>															
1	16:33:06.020			33.606	23.898	47.392	<b>84.518</b>								
2	16:34:11.870	<b>1:05.850</b>	<b>21.463</b>	<b>25.237</b>	<b>19.150</b>	<b>92.562</b>	83.675								
3	16:35:34.827	<b>1:22.957</b>	23.682	29.733	29.542	76.958	27.616								
<b>(103) Stuart ROBERTSON</b>															
1	16:29:29.459			40.104	26.243	47.968	82.951								
2	16:30:35.491	<b>1:06.032</b>	<b>21.104</b>	<b>25.371</b>	<b>19.557</b>	<b>92.690</b>	<b>83.260</b>								
3	16:31:53.334	<b>1:17.843</b>	22.495	27.408	27.940	81.146	23.189								
<b>(94) Jonathan SCRIMGEOUR</b>															
1	16:28:42.199			31.639	20.977	71.773	82.543								
2	16:29:49.582	<b>1:07.383</b>	<b>21.822</b>	<b>26.369</b>	<b>19.192</b>	<b>93.335</b>	<b>85.487</b>								
3	16:31:05.352	<b>1:15.770</b>	24.283	28.107	23.380	92.562	30.559								
<b>(12) James McELENY</b>															
1	16:29:07.663			33.600	26.402	52.305	<b>83.467</b>								
2	16:30:15.475	<b>1:07.812</b>	<b>21.985</b>	<b>26.014</b>	<b>19.813</b>	<b>95.731</b>	81.540								
3	16:31:31.627	<b>1:16.152</b>	22.893	27.197	26.062	80.658	28.196								
<b>(15) Craig WALLACE</b>															
1	16:32:36.291			30.948	22.859	63.429	<b>90.198</b>								
2	16:33:45.320	<b>1:09.029</b>	<b>22.416</b>	<b>26.886</b>	<b>19.727</b>	<b>97.967</b>	89.239								
3	16:35:10.424	<b>1:25.104</b>	24.720	31.902	28.482	70.863	29.746								
<b>(56) Ian BIAGI</b>															
1	16:28:32.763			30.809	23.050	74.730	<b>72.314</b>								
2	16:29:48.525	<b>1:15.762</b>	<b>24.979</b>	<b>28.951</b>	<b>21.832</b>	<b>81.048</b>	71.696								
3	16:31:12.423	<b>1:23.898</b>	27.258	30.822	25.818	77.224	31.580								



Bulletin No. \_\_\_\_\_

# Super Lap Scotland - Round 7

Sorted on best lap time


Super Lap Scotland Knockhill 1.267 miles  
 Final - Class D 17/09/2017 16:25  
 Practice started at 16:36:31

Pos	No.	Name	Make/Model	Class Code	Laps	Best Tm	Diff	Best Speed	2nd Best
1	77	Ian BONTHRONE	BMW E46 M3	SLS-D	3	1:03.518		71.804	1:23.456
2	17	Mark GERAGHTY	BMW E46 M3	SLS-D	3	1:04.562	1.044	70.643	
3	78	David RYBOWSKI	Subaru Impreza WRX	SLS-D	3	1:04.880	1.362	70.297	1:27.742
4	42	Alex MILNE	Audi TTRS Plus	SLS-D	3	1:06.829	3.311	68.246	1:22.826
5	21	Marc IRVINE	Ford Focus ST	SLS-D	3	1:07.339	3.821	67.730	1:34.042
6	73	Robert DAVEY	Lotus Elise S220 Cup	SLS-D	3	1:10.458	6.940	64.731	1:25.081
7	49	Robert JOBSON	Honda S2000	Guest	3	1:12.413	8.895	62.984	1:19.330
8	3	Jean-Luc CARTWRIGHT	Lexus IS-F	SLS-D	3	1:13.725	10.207	61.863	1:25.963

Clerk of the Course: Orbits

Sig : Time :  
 Chief Timekeeper : Ian Sharp (SMART Timing)  
 Resulat available at [www.speedhive.com](http://www.speedhive.com) and [www.smart-timing.co.uk](http://www.smart-timing.co.uk)

Printed: 17/09/2017 21:10:12







# Super Lap Scotland - Round 7

Super Lap Scotland

Knockhill 1.267 miles

Final - Class D

17/09/2017 16:25

Practice started at 16:36:31

Lap	Time of Day	Lap Tm	S1	S2	S3	S3Spd	SFSpd	Lap	Time of Day	Lap Tm	S1	S2	S3	S3Spd	SFSpd
<b>(77) Ian BONTHRONE</b>															
1	16:42:40.509			29.560	23.228	50.685	<b>93.857</b>								
2	16:43:44.027	<b>1:03.518</b>	<b>20.355</b>	<b>24.327</b>	<b>18.836</b>	<b>103.402</b>	93.465								
3	16:45:07.483	<b>1:23.456</b>	23.233	31.648	28.575	63.549	31.669								
<b>(78) David RYBOWSKI</b>															
1	16:42:30.896			35.392	24.361	44.828	91.179								
2	16:43:35.776	<b>1:04.880</b>			<b>18.332</b>	<b>101.371</b>	<b>93.595</b>								
3	16:45:03.518	<b>1:27.742</b>	<b>26.765</b>	<b>34.106</b>	26.871	66.377	31.986								
<b>(42) Alex MILNE</b>															
1	16:38:43.319			27.782	21.979	93.465	<b>99.125</b>								
2	16:39:50.148	<b>1:06.829</b>	<b>22.151</b>	<b>25.934</b>	<b>18.744</b>	<b>106.689</b>	96.697								
3	16:41:12.974	<b>1:22.826</b>	23.750	30.407	28.669	73.422	32.140								
<b>(21) Marc IRVINE</b>															
1	16:42:14.046			35.421	22.716	60.078	<b>86.702</b>								
2	16:43:21.385	<b>1:07.339</b>	<b>21.170</b>	<b>26.735</b>	<b>19.434</b>	<b>92.947</b>	86.590								
3	16:44:55.427	<b>1:34.042</b>	25.147	35.433	33.462	54.338	27.742								
<b>(73) Robert DAVEY</b>															
1	16:38:26.219			28.416	20.212	85.925	89.120								
2	16:39:36.677	<b>1:10.458</b>	<b>23.523</b>	<b>27.448</b>	<b>19.487</b>	<b>95.595</b>	<b>90.077</b>								
3	16:41:01.758	<b>1:25.081</b>	25.046	32.785	27.250	72.392	29.203								
<b>(49) Robert JOBSON</b>															
1	16:38:07.501			31.728	24.320	59.598	80.272								
2	16:39:19.914	<b>1:12.413</b>	<b>23.293</b>	<b>28.321</b>	<b>20.799</b>	<b>90.932</b>	<b>80.950</b>								
3	16:40:39.244	<b>1:19.330</b>	25.127	29.798	24.405	90.686	34.239								
<b>(3) Jean-Luc CARTWRIGHT</b>															
1	16:38:20.264			32.234	22.099	77.313	91.055								
2	16:39:33.989	<b>1:13.725</b>	<b>24.080</b>	<b>28.677</b>	<b>20.968</b>	<b>88.884</b>	<b>91.802</b>								
3	16:40:59.952	<b>1:25.963</b>	26.150	32.973	26.840	75.402	34.485								

Clerk of the Course:

Sig : Time :  
Chief Timekeeper : Ian Sharp (SMART Timing)

Resulat available at [www.speedhive.com](http://www.speedhive.com) and [www.smart-timing.co.uk](http://www.smart-timing.co.uk)

Printed: 17/09/2017 21:10:27

Orbits





Bulletin No. \_\_\_\_\_

# Super Lap Scotland - Round 7

Sorted on best lap time

Super Lap Scotland

Knockhill 1.267 miles

Final - Class C

17/09/2017 16:40

Practice started at 16:45:37

Pos	No.	Name	Make/Model	Class Code	Laps	Best Tm	Diff	Best Speed	2nd Best
1	131	Keith COWIE	Seat Leon Supercopa	SLS-C	3	1:04.469		70.745	1:17.437
2	28	Craig MENZIES	Lotus Exige	SLS-C	3	1:04.890	0.421	70.286	1:23.746
3	5	Paul TOMLINSON	Subaru Impreza	SLS-C	3	1:05.601	1.132	69.524	1:17.088
4	34	Blair McCONACHIE	Caterham Superlight R	SLS-C	3	1:06.220	1.751	68.874	1:21.372
5	9	Steven ARKLEY	Westfield Megabus	SLS-C	3	1:10.711	6.242	64.500	1:27.143

Clerk of the Course:

Sig : Time :

Chief Timekeeper : Ian Sharp (SMART Timing)

Result available at [www.speedhive.com](http://www.speedhive.com) and [www.smart-timing.co.uk](http://www.smart-timing.co.uk)

Printed: 17/09/2017 21:10:59

Orbits





# Super Lap Scotland - Round 7

Super Lap Scotland

Knockhill 1.267 miles

Final - Class C

17/09/2017 16:40

Practice started at 16:45:37

Lap	Time of Day	Lap Tm	S1	S2	S3	S3Spd	SFSpd	Lap	Time of Day	Lap Tm	S1	S2	S3	S3Spd	SFSpd
<b>(131) Keith COWIE</b>															
1	16:51:10.950			36.714	24.131	38.369	<b>106.183</b>								
2	16:52:15.419	<b>1:04.469</b>	<b>21.118</b>	<b>25.741</b>	<b>17.610</b>	<b>110.739</b>	105.515								
3	16:53:32.856	<b>1:17.437</b>	24.454	28.513	24.470	91.179	33.437								
<b>(28) Craig MENZIES</b>															
1	16:47:31.026			33.184	22.851	58.918	<b>96.697</b>								
2	16:48:35.916	<b>1:04.890</b>	<b>20.762</b>	<b>25.712</b>	<b>18.416</b>	<b>104.856</b>	95.323								
3	16:49:59.662	<b>1:23.746</b>	23.050	31.527	29.169	73.182	23.021								
<b>(5) Paul TOMLINSON</b>															
1	16:47:53.260			36.429	21.109	55.051	94.385								
2	16:48:58.861	<b>1:05.601</b>	<b>21.717</b>	<b>24.993</b>	<b>18.891</b>	<b>103.561</b>	<b>95.053</b>								
3	16:50:15.949	<b>1:17.088</b>	25.097	28.624	23.367	89.957	40.671								
<b>(34) Blair McCONACHIE</b>															
1	16:51:32.263			34.578	24.050	66.377	<b>93.335</b>								
2	16:52:38.483	<b>1:06.220</b>	<b>21.517</b>	<b>25.929</b>	<b>18.774</b>	<b>102.142</b>	93.205								
3	16:53:59.855	<b>1:21.372</b>	26.007	29.022	26.343	83.157	27.650								
<b>(9) Steven ARKLEY</b>															
1	16:47:16.043				23.089	82.849	92.181								
2	16:48:26.754	<b>1:10.711</b>	<b>23.216</b>	<b>27.925</b>	<b>19.570</b>	<b>96.558</b>	<b>94.252</b>								
3	16:49:53.897	<b>1:27.143</b>			26.933	80.081	30.338								

Clerk of the Course:

Sig : Time :

Chief Timekeeper : Ian Sharp (SMART Timing)

Resulat available at [www.speedhive.com](http://www.speedhive.com) and [www.smart-timing.co.uk](http://www.smart-timing.co.uk)

Printed: 17/09/2017 21:10:43

Orbits





Bulletin No. \_\_\_\_\_

# Super Lap Scotland - Round 7

Sorted on best lap time

Super Lap Scotland Knockhill 1.267 miles  
 Final - Class B 17/09/2017 16:50  
 Practice started at 16:54:35

Pos	No.	Name	Make/Model	Class Code	Laps	Best Tm	Diff	Best Speed	2nd Best
1	55	Adam KINDNESS	Subaru Impreza STi Type R	SLS-B	3	58.840		77.513	1:36.020
2	46	George RIGBY	Subaru Impreza Spec-C	SLS-B	3	1:02.063	3.223	73.487	1:31.410
3	99	Andy FORREST	Westfield	SLS-B	3	1:04.935	6.095	70.237	1:27.985
4	60	Andy CLOTWORTHY	Subaru Impreza	SLS-B	3	1:05.536	6.696	69.593	1:19.403

# Super Lap Scotland - Round 7

Super Lap Scotland

Knockhill 1.267 miles

Final - Class B

17/09/2017 16:50

Practice started at 16:54:35

Lap	Time of Day	Lap Tm	S1	S2	S3	S3Spd	SFSpd	Lap	Time of Day	Lap Tm	S1	S2	S3	S3Spd	SFSpd
<b>(55) Adam KINDNESS</b>															
1	16:57:38.276			33.649	21.920	64.403	105.681								
2	16:58:37.116	<b>58.840</b>	<b>19.133</b>	<b>22.859</b>	<b>16.848</b>	<b>112.786</b>	<b>107.544</b>								
3	17:00:13.136	<b>1:36.020</b>	25.895	37.132	32.993	52.428	25.980								
<b>(46) George RIGBY</b>															
1	16:57:08.679			28.938	23.240	49.344	<b>104.529</b>								
2	16:58:10.742	<b>1:02.063</b>	<b>20.143</b>	<b>24.225</b>	<b>17.695</b>	<b>111.660</b>	104.204								
3	16:59:42.152	<b>1:31.410</b>	26.145	37.238	28.027	60.621	27.950								
<b>(99) Andy FORREST</b>															
1	16:57:13.392			25.696	19.802	97.117	98.979								
2	16:58:18.327	<b>1:04.935</b>	<b>21.179</b>	<b>25.450</b>	<b>18.306</b>	<b>107.372</b>	<b>101.066</b>								
3	16:59:46.312	<b>1:27.985</b>	25.636	32.472	29.877	54.871	20.146								
<b>(60) Andy CLOTWORTHY</b>															
1	16:56:53.273			26.789	19.049	100.611	102.768								
2	16:57:58.809	<b>1:05.536</b>	<b>21.428</b>	<b>25.875</b>	<b>18.233</b>	<b>110.739</b>	<b>106.015</b>								
3	16:59:18.212	<b>1:19.403</b>	23.505	28.762	27.136	91.179	27.125								

Clerk of the Course:

Sig : Time :  
 Chief Timekeeper : Ian Sharp (SMART Timing)

Result available at [www.speedhive.com](http://www.speedhive.com) and [www.smart-timing.co.uk](http://www.smart-timing.co.uk)

Printed: 17/09/2017 21:11:31

Orbits





Bulletin No. \_\_\_\_\_

# Super Lap Scotland - Round 7

Sorted on best lap time

Super Lap Scotland

Knockhill 1.267 miles

Final - Class A

17/09/2017 17:00

Practice started at 17:02:19

Pos	No.	Name	Make/Model	Class Code	Laps	Best Tm	Diff	Best Speed	2nd Best
1	44	Steven JEFFERIES	Mitsubishi Evo VI	SLS-A	3	1:02.835		72.584	1:12.219
2	32	John STEVENSON	Subaru Impreza	SLS-A	3	1:03.071	0.236	72.313	1:16.273
3	25	Alastair MOWAT	VW Golf	SLS-A	3	1:05.658	2.823	69.464	1:15.743

Clerk of the Course:

Sig : Time :

Chief Timekeeper : Ian Sharp (SMART Timing)

Result available at [www.speedhive.com](http://www.speedhive.com) and [www.smart-timing.co.uk](http://www.smart-timing.co.uk)

Printed: 17/09/2017 21:11:48

Orbits





# Super Lap Scotland - Round 7

Super Lap Scotland

Knockhill 1.267 miles

Final - Class A

17/09/2017 17:00

Practice started at 17:02:19

Lap	Time of Day	Lap Tm	S1	S2	S3	S3Spd	SFSpd	Lap	Time of Day	Lap Tm	S1	S2	S3	S3Spd	SFSpd
<b>(44) Steven JEFFERIES</b>															
1	17:04:22.122			33.765	20.050	87.837	<b>106.183</b>								
2	17:05:24.957	<b>1:02.835</b>	<b>20.475</b>	<b>24.386</b>	<b>17.974</b>	<b>114.910</b>	104.366								
3	17:06:37.176	<b>1:12.219</b>	23.149	26.140	22.930	103.084	32.155								
<b>(32) John STEVENSON</b>															
1	17:04:49.048			24.370	22.604	87.722	117.733								
2	17:05:52.119	<b>1:03.071</b>	<b>21.298</b>	<b>24.243</b>	<b>17.530</b>	<b>116.103</b>	<b>118.985</b>								
3	17:07:08.392	<b>1:16.273</b>	24.656	27.585	24.032	72.549	38.086								
<b>(25) Alastair MOWAT</b>															
1	17:04:45.648			33.422	25.268	50.006	74.399								
2	17:05:51.306	<b>1:05.658</b>	<b>22.115</b>	<b>24.491</b>	<b>19.052</b>	<b>108.588</b>	<b>96.005</b>								
3	17:07:07.049	<b>1:15.743</b>	24.144	28.122	23.477	74.647	39.592								

Clerk of the Course:

Sig : Time :  
Chief Timekeeper : Ian Sharp (SMART Timing)

Resulat available at [www.speedhive.com](http://www.speedhive.com) and [www.smart-timing.co.uk](http://www.smart-timing.co.uk)

Printed: 17/09/2017 21:12:02

Orbits





Bulletin No. \_\_\_\_\_

# Super Lap Scotland - Round 7

Sorted on best lap time

Super Lap Scotland

Knockhill 1.267 miles

Final - Pro

17/09/2017 17:10

Practice started at 17:08:10

Pos	No.	Name	Make/Model	Class Code	Laps	Best Tm	Diff	Best Speed	2nd Best
1	51	Colin DORWARD	Mitsubishi Evo 5	SLS-P	3	58.235		78.318	1:19.745
2	7	David LONG	Caterham R400	SLS-P	3	1:04.043	5.808	71.215	1:18.975
3	14	Russ PATON	Mitsubishi Evo 6	SLS-P	3	1:08.268	10.033	66.808	1:19.439

Clerk of the Course:

Sig : Time :

Chief Timekeeper : Ian Sharp (SMART Timing)

Result available at [www.speedhive.com](http://www.speedhive.com) and [www.smart-timing.co.uk](http://www.smart-timing.co.uk)

Printed: 17/09/2017 21:12:17

Orbits







# Super Lap Scotland - Round 7

Super Lap Scotland

Knockhill 1.267 miles

Final - Pro

17/09/2017 17:10

Practice started at 17:08:10

Lap	Time of Day	Lap Tm	S1	S2	S3	S3Spd	SFSpd	Lap	Time of Day	Lap Tm	S1	S2	S3	S3Spd	SFSpd
<b>(51) Colin DORWARD</b>															
1	17:10:30.730			24.632	24.577	103.882	<b>117.940</b>								
2	17:11:28.965	<b>58.235</b>	<b>18.974</b>	<b>23.000</b>	<b>16.261</b>	<b>121.352</b>	116.304								
3	17:12:48.710	<b>1:19.745</b>	24.449	30.700	24.596	66.116	38.086								
<b>(7) David LONG</b>															
1	17:10:21.356			31.354	24.548	50.193	101.987								
2	17:11:25.399	<b>1:04.043</b>	<b>20.834</b>	<b>24.995</b>	<b>18.214</b>	<b>98.979</b>	<b>102.611</b>								
3	17:12:44.374	<b>1:18.975</b>	23.414	28.756	26.805	82.442	26.081								
<b>(14) Russ PATON</b>															
1	17:10:10.036			34.359	23.149	66.051	102.926								
2	17:11:18.304	<b>1:08.268</b>	<b>23.000</b>	<b>26.081</b>	<b>19.187</b>	<b>108.238</b>	<b>108.941</b>								
3	17:12:37.743	<b>1:19.439</b>	23.744	29.142	26.553	90.686	31.025								

Clerk of the Course:

Orbits

Sig : Time :  
Chief Timekeeper : Ian Sharp (SMART Timing)

Result available at [www.speedhive.com](http://www.speedhive.com) and [www.smart-timing.co.uk](http://www.smart-timing.co.uk)

Printed: 17/09/2017 21:12:31





# Super Lap Scotland - Round 7

Sorted on best lap time

Super Lap Scotland

Knockhill 1.267 miles

Final - Overall

17/09/2017 17:10

Practice started at 16:16:12

Pos	No.	Name	Make/Model	Class Code	Laps	Best Tm	Diff	Best Speed	2nd Best
1	51	Colin DORWARD	Mitsubishi Evo 5	SLS-P	3	58.235		78.318	1:19.745
2	55	Adam KINDNESS	Subaru Impreza STi Type R	SLS-B	3	58.840	0.605	77.513	1:36.020
3	46	George RIGBY	Subaru Impreza Spec-C	SLS-B	3	1:02.063	3.828	73.487	1:31.410
4	44	Steven JEFFERIES	Mitsubishi Evo VI	SLS-A	3	1:02.835	4.600	72.584	1:12.219
5	32	John STEVENSON	Subaru Impreza	SLS-A	3	1:03.071	4.836	72.313	1:16.273
6	77	Ian BONTHRONE	BMW E46 M3	SLS-D	3	1:03.518	5.283	71.804	1:23.456
7	7	David LONG	Caterham R400	SLS-P	3	1:04.043	5.808	71.215	1:18.975
8	131	Keith COWIE	Seat Leon Supercopa	SLS-C	3	1:04.469	6.234	70.745	1:17.437
9	17	Mark GERAGHTY	BMW E46 M3	SLS-D	3	1:04.562	6.327	70.643	1:17.903
10	78	David RYBOWSKI	Subaru Impreza WRX	SLS-D	3	1:04.880	6.645	70.297	1:27.742
11	28	Craig MENZIES	Lotus Exige	SLS-C	3	1:04.890	6.655	70.286	1:23.746
12	99	Andy FORREST	Westfield	SLS-B	3	1:04.935	6.700	70.237	1:27.985
13	60	Andy CLOTWORTHY	Subaru Impreza	SLS-B	3	1:05.536	7.301	69.593	1:19.403
14	5	Paul TOMLINSON	Subaru Impreza	SLS-C	3	1:05.601	7.366	69.524	1:17.088
15	25	Alastair MOWAT	VW Golf	SLS-A	3	1:05.658	7.423	69.464	1:15.743
16	6	Michael FOSTER	Renault Clio 172	SLS-E	3	1:05.776	7.541	69.339	1:21.810
17	83	Fraser JAMIESON	Renault Clio 172 Ph1	SLS-E	3	1:05.840	7.605	69.272	1:25.691
18	54	Steven McNAB	Renault Clio	SLS-E	3	1:05.850	7.615	69.261	1:22.957
19	103	Stuart ROBERTSON	Renault Clio	SLS-E	3	1:06.032	7.797	69.070	1:17.843
20	34	Blair McCONACHIE	Caterham Superlight R	SLS-C	3	1:06.220	7.985	68.874	1:21.372
21	41	Neil METHVEN	Renault Clio 182	SLS-F	3	1:06.224	7.989	68.870	1:18.031
22	42	Alex MILNE	Audi TTRS Plus	SLS-D	3	1:06.829	8.594	68.246	1:22.826
23	21	Marc IRVINE	Ford Focus ST	SLS-D	3	1:07.339	9.104	67.730	1:34.042
24	94	Jonathan SCRIMGEOUR	Vauxhall Astra VXR	SLS-E	3	1:07.383	9.148	67.685	1:15.770
25	12	James McELENY	Subaru Impreza	SLS-E	3	1:07.812	9.577	67.257	1:16.152
26	14	Russ PATON	Mitsubishi Evo 6	SLS-P	3	1:08.268	10.033	66.808	1:19.439
27	67	Marshall WISHART	Mazda RX8	SLS-F	3	1:08.607	10.372	66.478	1:28.633
28	15	Craig WALLACE	Renault Sport Megane	SLS-E	3	1:09.029	10.794	66.071	1:25.104
29	88	Martin BROWN	Subaru Impreza WRX	SLS-F	3	1:09.438	11.203	65.682	1:26.361
30	38	Chris HISLOP	Renault Clio 197	SLS-F	3	1:10.120	11.885	65.043	1:25.453
31	48	Colin DUTHIE	Audi A3 3.2	SLS-F	3	1:10.319	12.084	64.859	1:25.842
32	73	Robert DAVEY	Lotus Elise S220 Cup	SLS-D	3	1:10.458	12.223	64.731	1:25.081
33	9	Steven ARKLEY	Westfield Megabusa	SLS-C	3	1:10.711	12.476	64.500	1:27.143
34	49	Robert JOBSON	Honda S2000	Guest	3	1:12.413	14.178	62.984	1:19.330
35	3	Jean-Luc CARTWRIGHT	Lexus IS-F	SLS-D	3	1:13.725	15.490	61.863	1:25.963
36	160	Ray McGINLAY	Ford Puma	SLS-F	3	1:14.074	15.839	61.571	1:19.792
37	56	Ian BIAGI	BMC Mini Clubman	SLS-E	3	1:15.762	17.527	60.200	1:23.898
38	65	Kevin STRACHAN	Renault Clio	SLS-F	3	1:17.657	19.422	58.731	1:31.284
39	132	Suzanne BUIST	Mini Cooper S	SLS-F	3	1:18.377	20.142	58.191	1:23.412

Clerk of the Course:

Sig : Time :  
 Chief Timekeeper : Ian Sharp (SMART Timing)

Resulat available at [www.speedhive.com](http://www.speedhive.com) and [www.smart-timing.co.uk](http://www.smart-timing.co.uk)

Printed: 17/09/2017 21:07:04





# Super Lap Scotland - Round 7

Sorted on best lap time

Super Lap Scotland Knockhill 1.267 miles  
 Final - Overall 17/09/2017 17:10  
 Practice started at 16:16:12

Pos	No.	Name	Make/Model	Class Code	Laps	Best Tm	Diff	Best Speed	2nd Best
<b>Guest</b>									
1	49	Robert JOBSON	Honda S2000	Guest	3	1:12.413		62.984	1:19.330
<b>Super Lap Scotland (A)</b>									
1	44	Steven JEFFERIES	Mitsubishi Evo VI	SLS-A	3	1:02.835		72.584	1:12.219
2	32	John STEVENSON	Subaru Impreza	SLS-A	3	1:03.071	0.236	72.313	1:16.273
3	25	Alastair MOWAT	VW Golf	SLS-A	3	1:05.658	2.823	69.464	1:15.743
<b>Super Lap Scotland (B)</b>									
1	55	Adam KINDNESS	Subaru Impreza STi Type R	SLS-B	3	58.840		77.513	1:36.020
2	46	George RIGBY	Subaru Impreza Spec-C	SLS-B	3	1:02.063	3.223	73.487	1:31.410
3	99	Andy FORREST	Westfield	SLS-B	3	1:04.935	6.095	70.237	1:27.985
4	60	Andy CLOTWORTHY	Subaru Impreza	SLS-B	3	1:05.536	6.696	69.593	1:19.403
<b>Super Lap Scotland (C)</b>									
1	131	Keith COWIE	Seat Leon Supercopa	SLS-C	3	1:04.469		70.745	1:17.437
2	28	Craig MENZIES	Lotus Exige	SLS-C	3	1:04.890	0.421	70.286	1:23.746
3	5	Paul TOMLINSON	Subaru Impreza	SLS-C	3	1:05.601	1.132	69.524	1:17.088
4	34	Blair McCONACHIE	Caterham Superlight R	SLS-C	3	1:06.220	1.751	68.874	1:21.372
5	9	Steven ARKLEY	Westfield Megabusa	SLS-C	3	1:10.711	6.242	64.500	1:27.143
<b>Super Lap Scotland (D)</b>									
1	77	Ian BONTHRONE	BMW E46 M3	SLS-D	3	1:03.518		71.804	1:23.456
2	17	Mark GERAGHTY	BMW E46 M3	SLS-D	3	1:04.562	1.044	70.643	1:17.903
3	78	David RYBOWSKI	Subaru Impreza WRX	SLS-D	3	1:04.880	1.362	70.297	1:27.742
4	42	Alex MILNE	Audi TTRS Plus	SLS-D	3	1:06.829	3.311	68.246	1:22.826
5	21	Marc IRVINE	Ford Focus ST	SLS-D	3	1:07.339	3.821	67.730	1:34.042
6	73	Robert DAVEY	Lotus Elise S220 Cup	SLS-D	3	1:10.458	6.940	64.731	1:25.081
7	3	Jean-Luc CARTWRIGHT	Lexus IS-F	SLS-D	3	1:13.725	10.207	61.863	1:25.963
<b>Super Lap Scotland (E)</b>									
1	6	Michael FOSTER	Renault Clio 172	SLS-E	3	1:05.776		69.339	1:21.810
2	83	Fraser JAMIESON	Renault Clio 172 Ph1	SLS-E	3	1:05.840	0.064	69.272	1:25.691
3	54	Steven McNAB	Renault Clio	SLS-E	3	1:05.850	0.074	69.261	1:22.957
4	103	Stuart ROBERTSON	Renault Clio	SLS-E	3	1:06.032	0.256	69.070	1:17.843
5	94	Jonathan SCRIMGEOUR	Vauxhall Astra VXR	SLS-E	3	1:07.383	1.607	67.685	1:15.770
6	12	James McELENY	Subaru Impreza	SLS-E	3	1:07.812	2.036	67.257	1:16.152
7	15	Craig WALLACE	Renault Sport Megane	SLS-E	3	1:09.029	3.253	66.071	1:25.104
8	56	Ian BIAGI	BMC Mini Clubman	SLS-E	3	1:15.762	9.986	60.200	1:23.898
<b>Super Lap Scotland (F)</b>									
1	41	Neil METHVEN	Renault Clio 182	SLS-F	3	1:06.224		68.870	1:18.031



Bulletin No. \_\_\_\_\_

# Super Lap Scotland - Round 7

Sorted on best lap time

Super Lap Scotland

Knockhill 1.267 miles

Final - Overall

17/09/2017 17:10

Practice started at 16:16:12

Pos	No.	Name	Make/Model	Class Code	Laps	Best Tm	Diff	Best Speed	2nd Best
2	67	Marshall WISHART	Mazda RX8	SLS-F	3	1:08.607	2.383	66.478	1:28.633
3	88	Martin BROWN	Subaru Impreza WRX	SLS-F	3	1:09.438	3.214	65.682	1:26.361
4	38	Chris HISLOP	Renault Clio 197	SLS-F	3	1:10.120	3.896	65.043	1:25.453
5	48	Colin DUTHIE	Audi A3 3.2	SLS-F	3	1:10.319	4.095	64.859	1:25.842
6	160	Ray McGINLAY	Ford Puma	SLS-F	3	1:14.074	7.850	61.571	1:19.792
7	65	Kevin STRACHAN	Renault Clio	SLS-F	3	1:17.657	11.433	58.731	1:31.284
8	132	Suzanne BUIST	Mini Cooper S	SLS-F	3	1:18.377	12.153	58.191	1:23.412

## Super Lap Scotland (Pro)

1	51	Colin DORWARD	Mitsubishi Evo 5	SLS-P	3	58.235		78.318	1:19.745
2	7	David LONG	Caterham R400	SLS-P	3	1:04.043	5.808	71.215	1:18.975
3	14	Russ PATON	Mitsubishi Evo 6	SLS-P	3	1:08.268	10.033	66.808	1:19.439

Clerk of the Course:

Sig : Time :

Chief Timekeeper : Ian Sharp (SMART Timing)

Resultat available at [www.speedhive.com](http://www.speedhive.com) and [www.smart-timing.co.uk](http://www.smart-timing.co.uk)

Printed: 17/09/2017 21:07:21

Orbits

